



Compliance snapshot 2021

This is a point in time document that was published by the Registered Organisations Commission which has now been abolished.


The ROC helps registered organisations comply with the requirements of the *Fair Work (Registered Organisations) Act 2009* (the RO Act). We monitor their performance to inform our priorities, services and other activities.

Below is a snapshot of compliance in the 2020–21 financial year. Registered organisations can use this data to understand their achievements and priorities and discover how they compare with other organisations during the 12-month period. You may also find a new resource to help you with your compliance obligations.



There are currently
98
registered organisations.

55 are employer organisations.
42 are employee organisations.
One is an enterprise association.



There are currently
283
reporting units.

There are **391** entities, which includes branches, divisions and national offices.

(Data in this section as at 6 October 2021).



1,753 courtesy letters were sent to registered organisations.
Courtesy and filing letters provide important information and tools to help you comply.



1,550 documents were lodged with the ROC.



119 consultations were recorded with registered organisations about a variety of matters.
If you have any questions about your compliance, [email us!](#) We're always happy to help.



The **most common** consultation reason was a discussion about compliance.



100%

of annual returns were lodged with the ROC on time.

This was an increase from the previous year's 96%!



187 election decisions were issued.

We issued more election decisions than in the previous financial year, and our processing time was quicker!



17.3
days

On average, this is how long we took to issue an election decision.



82% of financial reports were assessed as compliant for financial years ending in 2020.

This was an increase from the previous year's 79%.



227,260 visits to the [ROC website](#).

You told us in the Annual Education Survey that our website is your most common pathway to find information and resources to enable compliance.

Most popular page: [Find a registered organisation](#).



646 downloads of the [ROC Flower](#).

The ROC Flower was relaunched in April 2021 following user feedback to make it easier to use.



2,456


visits to the plain English [case summaries](#) on our website.



Did you know our templates were downloaded **2,468** times from the ROC website?

That's about six every single day of the year!

87% of respondents to the Annual Education Survey told us that ROC templates help them comply with the requirements of the RO Act.



704 times the ROC's [compliance calculator](#) was accessed.

The calculator helps organisations lodge documents on time, including financial reports, prescribed information for elections and notifications of change.



6 [virtual events](#) were delivered. (Panels, workshops, masterclasses).

Attendants gave an average rating of 8.8/10 when asked 'How informative was the session?'



Download our [Education Strategy](#) to find out when our next event is scheduled.



39 potential whistleblower disclosures were received.

Some of the complaints were about: the [conduct of elections](#), the [disposal of assets](#) including vehicles and [credit card usage](#).




221 times our e-learning modules were accessed.

Our [notifications of change](#) module is the most popular!



244 total number of attendances recorded for our online events.

47 organisations were represented at these events.



2,113 times episodes from our podcast were downloaded.

73% of people who listen to [ROCpod](#) say they have learned something new about compliance (Annual Education Survey 2021).

Connect with us to stay ahead of compliance:



Request a [ROC to You](#) visit



[Subscribe](#) to emails



Join us on [LinkedIn](#)