



Australian Government
Registered Organisations Commission

21 December 2021

Captain Ken Blackband
President
Australian Maritime Officers' Union

By e-mail: admin@amou.com.au

Dear Captain Blackband

Australian Maritime Officers' Union
Financial Report for the year ended 30 June 2021 - FR2021/103

I acknowledge receipt of the financial report for the year ended 30 June 2021 for the Australian Maritime Officers' Union (**the reporting unit**). The financial report was lodged with the Registered Organisations Commission (**ROC**) on 16 December 2021.

The financial report has now been filed. You are not required to take any further action in respect of the report lodged.

Should you wish to discuss the matters raised in this letter, or if you require further information on the financial reporting requirements of the Act, I may be contacted on (03) 9603 0707 or by email at ken.morgan@roc.gov.au

Yours faithfully

A handwritten signature in black ink, appearing to read 'K. Morgan'.

KEN MORGAN
Financial Reporting Specialist
Registered Organisations Commission

16th December 2021

s.268 Fair Work (Registered Organisations) Act 2009

Certificate by prescribed designated officer.

Certificate for the 6-months ended 30th June 2021.

I Captain Ken Douglas Blackband being the President of the Australian Maritime Officers Union certify:

- that the documents lodged herewith are copies of the full report for the Australian Maritime Officers Union (AMOU) for the period 1st January to 30th June 2021 referred to in s.268 of the Fair Work (Registered Organisations) Act 2009; and
- that the full report was posted on the website of the reporting unit on 23rd November 2021; and
- that the full report was presented to a meeting of the Executive Council of the AMOU on 13th December 2021 in accordance with s.266 of the Fair Work (Registered Organisations) Act 2009.

Signature of prescribed designated officer:



Name of prescribed designated officer: Captain Ken Douglas Blackband

Title of prescribed designated officer: President

Dated: 16th December 2021



AUSTRALIAN MARITIME OFFICERS' UNION

ABN 56 181 230 800

FINANCIAL STATEMENTS

FOR THE YEAR ENDED 30 JUNE 2021

CONTENTS

Page No

Executive Council's Operating Report.....	3
Auditor's Independence Declaration.....	6
Executive Council Statement.....	7
Independent Audit Report.....	8
Statement of Comprehensive Income	11
Statement of Financial Position	12
Statement of Changes in Equity	13
Statement of Cash Flows.....	14
Report Required under Subsection 255(2A) of the <i>Fair Work (Registered Organisations) Act 2009</i>	15
Notes to the Financial Statements.....	16
Officer's Declaration Statement.....	61

AUSTRALIAN MARITIME OFFICERS' UNION
EXECUTIVE COUNCIL'S OPERATING REPORT
FOR THE YEAR ENDED 30 JUNE 2021

Operating Report

In accordance with section 254 of the *Fair Work (Registered Organisations) Act 2009* ("Act") the Executive Council ("the Executive") presents its Operating Report on the Australian Maritime Officers' Union ("the Union"), for the year ended 30 June 2021.

Principal Activities

The principal activity of the Australian Maritime Officers' Union is to uphold the right of the organisation of labour and to improve, protect and advance the working and living conditions of its members and their families through enterprise bargaining and industrial representation.

Operating Result

The surplus for the financial year amounted to \$318,085. The surplus has been influenced by the strong equity markets, resulting in the Union recording an unrealised gain on revaluation of \$142,250. Excluding this gain, the surplus for operating activities is \$175,835.

Significant Changes in Financial Affairs

A review of the operations of the Union during the financial year found that there was no significant change in its financial affairs. The Union did however change its reporting date from 31 December to 30 June and therefore these financial statements cover a 6-month period from 1 January 2021 to 30 June 2021.

After Balance Date Events

No matters or circumstances have arisen since the end of the financial year which significantly affected or may significantly affect the operations of the Union, the results of those operations or the state of affairs of the Union in future financial years.

Members Right to Resign

A member may resign from the Union by written notice addressed and delivered to the President of the Union.

Officers or Members who are Superannuation Fund Trustees/ Directors of a Company that is a Superannuation Fund Trustee

No officers/ members or employees of the organisation are Directors of companies that are trustees of superannuation funds where a criterion for the officer or member being the trustee or director is that the officer or member is an officer or member of a registered organisation.

AUSTRALIAN MARITIME OFFICERS' UNION

EXECUTIVE COUNCIL'S OPERATING REPORT (CONTINUED)

FOR THE YEAR ENDED 30 JUNE 2021

Members of the Executive Council

The name of each person who has been a member of the Executive Council of the Union at any time during the reporting period, and the period for which he or she held such a position is as follows:

Name	Period of Appointment	Position
<i>National</i>		
Ken Blackband	01/01/21 – 30/06/21	President
Brent Warhurst	01/01/21 – 30/06/21	Vice-President
Matthew Jepson	01/01/21 – 30/06/21	National Councillor
Brent Middleton	01/01/21 – 30/06/21	National Councillor
<i>Western Area</i>		
Glenn Andersen	01/01/21 – 30/06/21	Secretary
<i>Southern Area</i>		
Luke Hosking	01/01/21 – 30/06/21	Secretary
<i>Eastern Area</i>		
Brent Hills	23/03/21 – 30/06/21	Secretary
<i>Delegates</i>		
James Gregson	01/01/21 – 30/06/21	Offshore Oil & Gas
Andrew Hawkins	01/01/21 – 30/06/21	Pilot
Darryl Dorron	01/01/21 – 30/06/21	Port Services
Ryan Thornton	01/01/21 – 30/06/21	Seagoing
Shanon Barrett	01/01/21 – 30/06/21	Towage

Membership of the Union

Total number of members as at 30 June 2021: 2,574.

Employees of the Union

The number of persons who were, at the end of the period to which the report relates, employees of the Union, where the number of employees includes both full-time and part-time employees measured on a full-time equivalent basis is 8.0.

Wages Recovery Activity

The Union continuously undertakes recovery of wages on behalf of members. It is Union policy that any successful wage recovery from employers is paid directly to those members affected. As a result, no wage recovery activity is accounted via the Union's bank accounts and therefore not reflected in these financial statements.

AUSTRALIAN MARITIME OFFICERS' UNION
EXECUTIVE COUNCIL'S OPERATING REPORT (CONTINUED)
FOR THE YEAR ENDED 30 JUNE 2021

Auditor's Independence Declaration

A copy of the auditor's independence declaration is set out on page 6.

This report is made in accordance with a resolution of the Executive Council and is signed for and on behalf of the Executive Council by:



.....
Ken Blackband
President

17 November 2021

Sydney

**AUDITOR'S INDEPENDENCE DECLARATION
TO THE EXECUTIVE COUNCIL OF THE
AUSTRALIAN MARITIME OFFICERS' UNION**

As lead auditor for the audit of the Australian Maritime Officers' Union for the year ended 30 June 2021; I declare that, to the best of my knowledge and belief, there have been no contraventions of any applicable code of professional conduct in relation to the audit.

MGI Audit Pty Ltd



G I Kent

Director – Audit & Assurance

Brisbane

17 November 2021

Registration number (as registered by the RO Commissioner under the RO Act): AA2017/2

AUSTRALIAN MARITIME OFFICERS' UNION

EXECUTIVE COUNCIL STATEMENT

FOR THE YEAR ENDED 30 JUNE 2021

On 17 November 2021, the Executive Council of the Union passed the following resolution to the General-Purpose Financial Report (GPFR) of the reporting unit for the financial year ended 30 June 2021.

The Executive Council declares in relation to the GPFR that in its opinion:


- (a) the financial statements and notes comply with the Australian Accounting Standards;
- (b) the financial statements and notes comply with all other requirements imposed by the Reporting Guidelines or Part 3 of Chapter 8 of the *Fair Work (Registered Organisations) Act 2009* (the RO Act);
- (c) the financial statements and notes give a true and fair view of the financial performance, financial position and cash flows of the Union for the financial year to which they relate;
- (d) there are reasonable grounds to believe that the Union will be able to pay its debts as and when they become due and payable; and
- (e) during the financial year to which the GPFR relates and since the end of that year:
 - i. meetings of the Executive Council were held in accordance with the rules of the organisation and the rules of any branch concerned; and
 - ii. the financial affairs of the Union have been managed in accordance with the rules of the organisation, including the rules of any branch concerned; and
 - iii. the financial records of the Union have been kept and maintained in accordance with the *RO Act*; and
 - iv. where the organisation consists of two or more reporting units, the financial records of the reporting unit have been kept, as far as practicable, in a consistent manner to each of the other reporting units of the organisation; and
 - v. where information has been sought in any request of a member of the reporting unit or Commissioner duly made under section 272 of the RO Act, that information has been provided to the member or Commissioner; and
 - vi. where any order for inspection of financial records made by the Fair Work Commission under section 273 of the RO Act, there has been compliance.

This declaration is made in accordance with a resolution of the Executive Council.

Name of Designated Officer: Ken Blackband

Title of Designated Officer: President

Signature:



Date: 17 November 2021

Independent Audit Report to the Members of the Australian Maritime Officers' Union

Report on the Audit of the Financial Report

Opinion

We have audited the financial report of the Australian Maritime Officers' Union (the Union), which comprises the statement of financial position as at 30 June 2021, the statement of comprehensive income, statement of changes in equity and statement of cash flows for the year ended 30 June 2021, notes to the financial statements, including a summary of significant accounting policies; and the Executive Council Statement, the subsection 255(2A) report and the Officer's Declaration Statement.

In our opinion, the accompanying financial report presents fairly, in all material aspects, the financial position of the Australian Maritime Officers' Union as at 30 June 2021, and its financial performance and its cash flows for the year ended on that date in accordance with:

- a) the Australian Accounting Standards; and
- b) any other requirements imposed by the Reporting Guidelines or Part 3 of Chapter 8 of the *Fair Work (Registered Organisations) Act 2009* (the RO Act).

We declare that management's use of the going concern basis in the preparation of the financial statements of the Union is appropriate.

Basis for Opinion

We conducted our audit in accordance with Australian Auditing Standards. Our responsibilities under those standards are further described in the *Auditor's Responsibilities for the Audit of the Financial Report* section of our report. We are independent of the Union in accordance with the ethical requirements of the Accounting Professional and Ethical Standards Board's APES 110 *Code of Ethics for Professional Accountants* (the Code) that are relevant to our audit of the financial report in Australia. We have also fulfilled our other ethical responsibilities in accordance with the Code.

We believe that the audit evidence we have obtained is sufficient and appropriate to provide a basis for our opinion.

Information Other than the Financial Report and Auditor's Report thereon

The Executive Council is responsible for the other information. The other information obtained at the date of this auditor's report is in the Operating Report accompanying the financial report.

Our opinion on the financial report does not cover the other information and accordingly we do not express any form of assurance conclusion thereon.

In connection with our audit of the financial report, our responsibility is to read the other information and, in doing so, consider whether the other information is materially inconsistent with the financial report or my knowledge obtained in the audit or otherwise appears to be materially misstated. If, based on the work we have performed, we conclude that there is a material misstatement of this other information, we are required to report that fact. We have nothing to report in this regard.

Responsibilities of Executive Council for the Financial Report

The Executive Council of the Union is responsible for the preparation of the financial report that gives a true and fair view in accordance with Australian Accounting Standards and the RO Act, and for such internal control as the Executive Council determine is necessary to enable the preparation of the financial report that gives a true and fair view and is free from material misstatement, whether due to fraud or error.

In preparing the financial report, the Executive Council is responsible for assessing the Union's ability to continue as a going concern, disclosing, as applicable, matters related to going concern and using the going concern basis of accounting unless the Executive Council either intend to liquidate the Union or to cease operations, or have no realistic alternative but to do so.

Auditor's Responsibilities for the Audit of the Financial Report

Our objective is to obtain reasonable assurance about whether the financial report as a whole is free from material misstatement, whether due to fraud or error, and to issue an auditor's report that includes my opinion. Reasonable assurance is a high level of assurance but is not a guarantee that an audit conducted in accordance with Australian Auditing Standards will always detect a material misstatement when it exists. Misstatements can arise from fraud or error and are considered material if, individually or in the aggregate, they could reasonably be expected to influence the economic decisions of users taken on the basis of the financial report.

As part of an audit in accordance with the Australian Auditing Standards, we exercise professional judgement and maintain professional scepticism throughout the audit. We also:

- Identify and assess the risks of material misstatement of the financial report, whether due to fraud or error, design and perform audit procedures responsive to those risks, and obtain audit evidence that is sufficient and appropriate to provide a basis for my opinion. The risk of not detecting a material misstatement resulting from fraud is higher than for one resulting from error, as fraud may involve collusion, forgery, intentional omissions, misrepresentations, or the override of internal control.
- Obtain an understanding of internal control relevant to the audit in order to design audit procedures that are appropriate in the circumstances, but not for the purpose of expressing an opinion on the effectiveness of the Union's internal control.
- Evaluate the appropriateness of accounting policies used and the reasonableness of accounting estimates and related disclosures made by the Executive Council.
- Conclude on the appropriateness of the Executive Council's use of the going concern basis of accounting and, based on the audit evidence obtained, whether a material uncertainty exists related to events or conditions that may cast significant doubt on the Union's ability to continue as a going concern. If we conclude that a material uncertainty exists, we are required to draw attention in our auditor's report to the related disclosures in the financial report or, if such disclosures are inadequate, to modify our opinion. Our conclusions are based on the audit evidence obtained up to the date of our auditor's report. However, future events or conditions may cause the Union to cease to continue as a going concern.
- Evaluate the overall presentation, structure and content of the financial report, including the disclosures, and whether the financial report represents the underlying transactions and events in a manner that achieves fair presentation.
- Obtain sufficient appropriate audit evidence regarding the financial information of the entities or business activities within the Union to express an opinion on the financial report. We are responsible for the direction, supervision and performance of the Union's audit. We remain solely responsible for our audit opinion.

We communicate with the Executive Council regarding, among other matters, the planned scope and timing of the audit and significant audit findings, including any significant deficiencies in internal control that we identify during our audit.

Declaration

I declare that I am an approved auditor, a member of Chartered Accountants Australia and New Zealand and hold a current Public Practice Certificate.

I declare that I am an auditor registered under the RO Act.

MGI Audit Pty Ltd



G I Kent

Director – Audit & Assurance

Brisbane

17 November 2021

Registration number (as registered by the RO Commissioner under the RO Act): AA2017/2

AUSTRALIAN MARITIME OFFICERS' UNION
STATEMENT OF COMPREHENSIVE INCOME
FOR THE YEAR ENDED 30 JUNE 2021

		1 Jan 2021 – 30 June 2021	1 Jan 2020 – 31 Dec 2020
	Notes	\$	\$
Revenue from contracts with customers	3		
Membership subscription		1,070,040	2,262,813
Total revenue from contracts with customers		1,070,040	2,262,813
Other income			
Government assistance – COVID-19	3A	-	117,500
Investment income	3B	78,357	80,859
Other revenue		2,338	5,394
Unrealised gain on revaluation of investments		142,250	-
Total other income		222,945	203,753
Total revenue		1,292,985	2,466,566
Expenses			
Employee expenses	4A	(604,615)	(1,177,898)
Affiliation fees	4B	(9,280)	(19,200)
Administration expenses	4C	(157,035)	(391,500)
Grants or donations	4D	(200)	-
Depreciation and amortisation	4E	(67,682)	(142,389)
Legal costs	4F	(87,747)	(163,723)
Audit and accounting fees	14	(29,362)	(41,049)
Finance costs	4G	(6,988)	(21,355)
Occupancy costs	4H	(11,991)	(32,803)
Unrealised loss on revaluation of investments		-	(5,262)
Total expenses		(974,900)	(1,995,179)
Surplus for the year		318,085	471,387
Other comprehensive income			
Revaluation of land and buildings		(232,349)	-
Total comprehensive income for the year		85,736	471,387

The above statement should be read in conjunction with the notes.

AUSTRALIAN MARITIME OFFICERS' UNION
STATEMENT OF FINANCIAL POSITION
AS AT 30 JUNE 2021

	Notes	30 June 2021 \$	31 Dec 2020 \$
ASSETS			
Current Assets			
Cash and cash equivalents	5A	516,704	358,557
Trade and other receivables	5B	68,012	56,838
Financial assets	5C	3,102,795	2,882,189
Total current assets		3,687,511	3,297,584
Non-Current Assets			
Land and buildings	6A	551,627	821,095
Leasehold improvements	6B	112,360	125,607
Motor vehicles	6C	24,788	27,517
Furniture, library and equipment	6D	129,506	137,642
Computer equipment	6E	19,487	8,134
Intangible assets	6F	34,744	29,015
Total non-current assets		872,512	1,149,010
Total assets		4,560,023	4,446,594
LIABILITIES			
Current Liabilities			
Trade payables	7A	25,126	24,671
Other payables	7B	154,062	141,200
Employee provisions	8A	243,965	186,794
Lease liabilities	9A	55,300	55,300
Total current liabilities		478,453	407,965
Non-Current Liabilities			
Employee provisions	8A	52,266	65,651
Lease liabilities	9A	143,001	172,411
Total non-current liabilities		195,267	238,062
Total liabilities		673,720	646,027
Net assets		3,886,303	3,800,567
EQUITY			
Retained earnings		3,886,303	3,362,567
Reserves	10	-	438,000
Total equity		3,886,303	3,800,567

The above statement should be read in conjunction with the notes.

AUSTRALIAN MARITIME OFFICERS' UNION
STATEMENT OF CHANGES IN EQUITY
FOR THE YEAR ENDED 30 JUNE 2021

	Notes	Asset Revaluation Reserve \$	Retained earnings \$	Total equity \$
Balance as at 1 January 2020		438,000	2,891,180	3,329,180
Surplus for the year		-	471,387	471,387
Other comprehensive income		-	-	-
Closing balance as at 31 December 2020		438,000	3,362,567	3,800,567
Surplus for the year		-	318,085	318,085
Other comprehensive income		(232,349)	-	(232,349)
Transfer to/ from reserves		(205,651)	205,651	-
Closing balance as at 30 June 2021		-	3,886,303	3,886,303

The above statement should be read in conjunction with the notes.

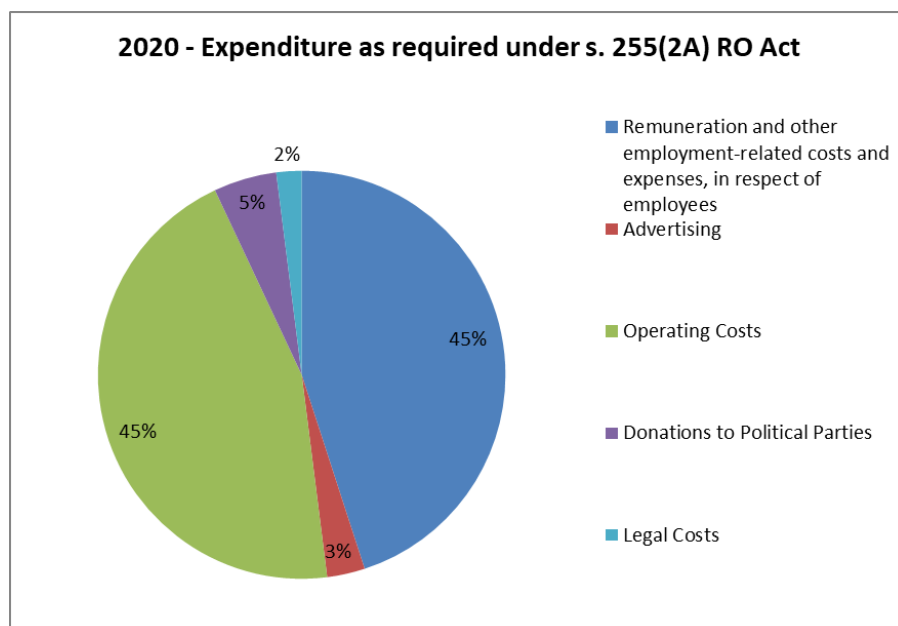
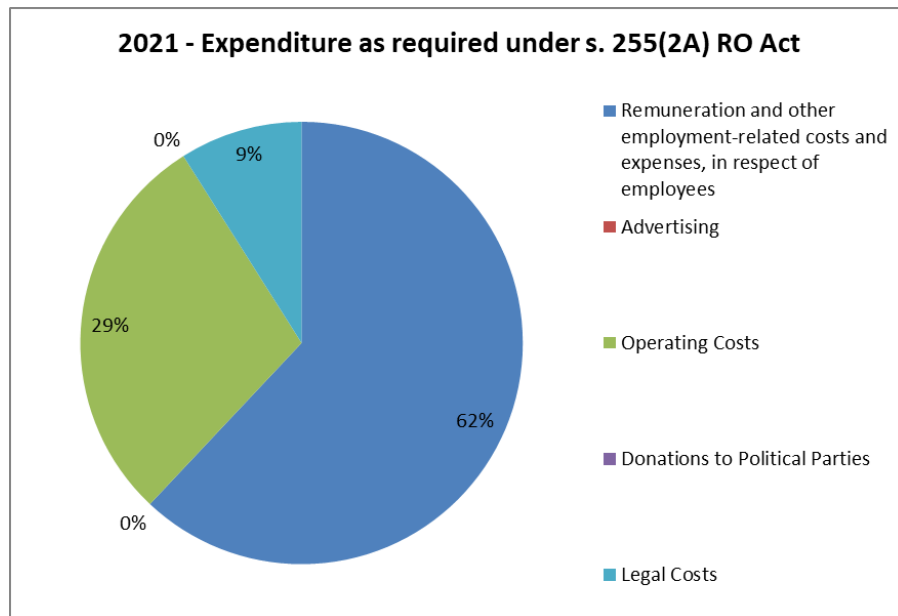
AUSTRALIAN MARITIME OFFICERS' UNION
STATEMENT OF CASH FLOWS
FOR THE YEAR ENDED 30 JUNE 2021

		30 June 2021	31 Dec 2020
	Notes	\$	\$
OPERATING ACTIVITIES			
Cash received			
Receipts from members and other customers		1,170,837	2,619,196
Investment income		78,357	80,859
		1,249,194	2,700,055
Cash used			
Employees and suppliers		(952,760)	(1,995,696)
Interest paid		(6,988)	(11,532)
		(959,748)	(2,007,228)
Net cash provided by operating activities	11A	289,446	692,827
INVESTING ACTIVITIES			
Payments for property, plant and equipment		(14,783)	(16,161)
Payments for intangible assets		(8,750)	(22,390)
Purchase of financial assets		(78,356)	(1,529,779)
Net cash used in investing activities		(101,889)	(1,568,330)
FINANCING ACTIVITIES			
Repayment of lease liabilities		(29,410)	(52,140)
Net cash used in financing activities		(29,410)	(52,140)
Net increase/ (decrease) in cash held		158,147	(927,643)
Cash & cash equivalents at the beginning of the reporting period		358,557	1,286,200
Cash & cash equivalents at the end of the reporting period	5A	516,704	358,557

The above statement should be read in conjunction with the notes.

AUSTRALIAN MARITIME OFFICERS' UNION
REPORT REQUIRED UNDER SUBSECTION 255(2A) OF THE FAIR WORK (REGISTERED
ORGANISATIONS) ACT 2009
FOR THE YEAR ENDED 30 JUNE 2021

The Executive Council presents the expenditure report as required under subsection 255(2A) of the *Fair Work (Registered Organisations) Act 2009* on the Union for the year ended 30 June 2021:



Ken Blackband
 President

17 November 2021
 Sydney

AUSTRALIAN MARITIME OFFICERS' UNION

NOTES TO THE FINANCIAL STATEMENTS FOR THE YEAR ENDED 30 JUNE 2021

Index to the Notes of the Financial Statements

Note 1	Summary of significant accounting policies
Note 2	Events after the reporting period
Note 3	Revenue and income
Note 4	Expenses
Note 5	Current assets
Note 6	Non-current assets
Note 7	Current liabilities
Note 8	Provisions
Note 9	Borrowings
Note 10	Reserves
Note 11	Cash flow
Note 12	Contingent liabilities, assets and commitments
Note 13	Related party disclosures
Note 14	Remuneration of auditors and accountants
Note 15	Financial instruments
Note 16	Fair value measurements
Note 17	Section 272 <i>Fair Work (Registered Organisations) Act 2009</i>
Note 18	Union details
Note 19	Segment information

AUSTRALIAN MARITIME OFFICERS' UNION

NOTES TO THE FINANCIAL STATEMENTS FOR THE YEAR ENDED 30 JUNE 2021

Note 1 Summary of significant accounting policies

1.1 Basis of preparation of the financial statements

The financial statements are general purpose financial statements and have been prepared in accordance with Australian Accounting Standards and Interpretations issued by the Australian Accounting Standards Board (AASB) that apply for the reporting period, and the *Fair Work (Registered Organisation) Act 2009*. For the purpose of preparing the general purpose financial statements, the Australian Maritime Officers' Union (the Union) is a not-for-profit entity.

The financial statements have been prepared on an accrual basis and in accordance with the historical cost, except for certain assets and liabilities measured at fair value, as explained in the accounting policies below. Historical cost is generally based on the fair values of the consideration given in exchange for assets. Except where stated, no allowance is made for the effect of changing prices on the results or the financial position. The financial statements are presented in Australian dollars.

1.2 Comparative amounts

When required by Accounting Standards, comparative figures have been adjusted to conform to changes in presentation for the current financial year.

1.3 Significant accounting judgements and estimates

The following accounting assumptions or estimates have been identified that have a significant risk of causing a material adjustment to the carrying amounts of assets and liabilities within the next reporting period.

Key Estimates

Impairment – general

The Union assesses impairment at each reporting period by evaluation of conditions and events specific to the Union that may be indicative of impairment triggers. Recoverable amounts of relevant assets are assessed using value-in-use calculations which incorporate various key assumptions.

No impairment has been recognised in respect of the current year.

Key Judgements

Useful lives of plant and equipment

Plant and equipment are depreciated over the useful life of the asset and the depreciation rates are assessed when the asset is acquired or when there is a significant change that affects the remaining useful life of the asset.

Provision for impairment of receivables

The value of the provision for impairment of receivables is estimated by considering the ageing of receivables, communication with the debtors and prior history.

On-cost for employee entitlement provision

The Union revised its estimate for on-costs for employee provision during the year to include superannuation, workers compensation and payroll tax.

AUSTRALIAN MARITIME OFFICERS' UNION
NOTES TO THE FINANCIAL STATEMENTS (CONTINUED)
FOR THE YEAR ENDED 30 JUNE 2021

Note 1 Summary of significant accounting policies (Continued)

1.4 New Australian Accounting Standards

Adoption of New Australian Accounting Standard and amendments

The accounting policies adopted are consistent with those of the previous financial year except for the following standards and amendments, which have been adopted for the first time this financial year.

- AASB 2018-7 – Amendments to Australian Accounting Standards – Definition of Material
- AASB 2019-1 – Amendments to Australian Accounting Standards – References to the Conceptual Framework

No accounting standard has been adopted earlier than the application date stated in the standard.

Impact on adoption of AASB 2018-7 – Amendments to Australian Accounting Standards – Definition of Material

The amendments provide a new definition of material that states, “information is material if omitting, misstating or obscuring it could reasonably be expected to influence decisions that the primary users of general purpose financial statements make on the basis of those financial statements, which provide financial information about a specific reporting entity.” The amendments clarify that materiality will depend on the nature or magnitude of information, either individually or in combination with other information, in the context of the financial statements. A misstatement of information is material if it could reasonably be expected to influence decisions made by the primary users.

These amendments had no impact on the financial statements of, nor is there expected to be any future impact to the Union.

Impact on adoption of AASB 2019-1 Amendments to Australian Accounting Standards – References to the Conceptual Framework

The Conceptual Framework is not a standard, and none of the concepts contained therein override the concepts or requirements in any standard. The purpose of the Conceptual Framework is to assist the accounting standard setter in developing standards, to help preparers develop consistent accounting policies where there is no applicable standard in place and to assist all parties to understand and interpret the standards. This will affect those entities which developed their accounting policies based on the Conceptual Framework. The revised Conceptual Framework includes some new concepts, updated definitions and recognition criteria for assets and liabilities and clarifies some important concepts.

The amendments had no impact on the financial statements of the Union.

AUSTRALIAN MARITIME OFFICERS' UNION
NOTES TO THE FINANCIAL STATEMENTS (CONTINUED)
FOR THE YEAR ENDED 30 JUNE 2021

Note 1 Summary of significant accounting policies (Continued)

1.4 New Australian Accounting Standards (Continued)

Future Australian Accounting Standards Requirements

New standards, amendments to standards or interpretations that were issued prior to the sign-off date and are applicable to future reporting periods that are expected to have a future financial impact on the Union include:

AASB 2020-1 – Amendments to Australian Accounting Standards – Classification of Liabilities as Current or Non-current

This Standard amends AASB 101 to clarify requirements for the presentation of liabilities in the statement of financial position as current or non-current. For example, the amendments clarify that a liability is classified as non-current if an entity has the right at the end of the reporting period to defer settlement of the liability for at least 12 months after the reporting period. This Standard applies to annual reporting periods beginning on or after 1 January 2023. Earlier application is permitted

The Union does not expect the adoption of this amendment to have an impact on its financial statements

1.5 Revenue

The Union enters into various arrangements where it receives consideration from another party. These arrangements include consideration in the form of membership subscriptions, capitation fees, levies, grants, and donations.

The timing of recognition of these amounts as either revenue or income depends on the rights and obligations in those arrangements.

Revenue from contracts with customers

Where the Union has a contract with a customer, the Union recognises revenue when or as it transfers control of goods or services to the customer. The Union accounts for an arrangement as a contract with a customer if the following criteria are met:

- the arrangement is enforceable; and
- the arrangement contains promises (that are also known as performance obligations) to transfer goods or services to the customer (or to other parties on behalf of the customer) that are sufficiently specific so that it can be determined when the performance obligation has been satisfied.

AUSTRALIAN MARITIME OFFICERS' UNION
NOTES TO THE FINANCIAL STATEMENTS (CONTINUED)
FOR THE YEAR ENDED 30 JUNE 2021

Note 1 Summary of significant accounting policies (Continued)

1.5 Revenue (Continued)

Membership subscriptions

For membership subscription arrangements that meet the criteria to be contracts with customers, revenue is recognised when the promised goods or services transfer to the customer as a member of the Union.

If there is only one distinct membership service promised in the arrangement, the Union recognises revenue as the membership service is provided, which is typically based on the passage of time over the subscription period to reflect the Union's promise to stand ready to provide assistance and support to the member as required.

If there is more than one distinct good or service promised in the membership subscription, the Union allocates the transaction price to each performance obligation based on the relative standalone selling prices of each promised good or service. In performing this allocation, standalone selling prices are estimated if there is no observable evidence of the price that the Union charges for that good or service in a standalone sale. When a performance obligation is satisfied, which is either when the customer obtains control of the good (for example, books or clothing) or as the service transfers to the customer (for example, member services or training course), the Union recognises revenue at the amount of the transaction price that was allocated to that performance obligation.

For member subscriptions paid annually in advance, the Union has elected to apply the practical expedient to not adjust the transaction price for the effects of a significant financing component because the period from when the customer pays and the good or services will transfer to the customer will be one year or less.

When a member subsequently purchases additional goods or services from the Union at their standalone selling price, the Union accounts for those sales as a separate contract with a customer.

Income of the Union as a Not-for-Profit Entity

Consideration is received by the Union to enable the entity to further its objectives. The Union recognises each of these amounts of consideration as income when the consideration is received (which is when the Union obtains control of the cash) because, based on the rights and obligations in each arrangement:

- the arrangements do not meet the criteria to be contracts with customers because either the arrangement is unenforceable or lacks sufficiently specific promises to transfer goods or services to the customer; and
- the Union's recognition of the cash contribution does not give to any related liabilities.

During the year, the Union received cash consideration from the following arrangements whereby that consideration will be recognised as income upon receipt:

- donations and voluntary contribution from members (including whip rounds); and
- government grants.

AUSTRALIAN MARITIME OFFICERS' UNION
NOTES TO THE FINANCIAL STATEMENTS (CONTINUED)
FOR THE YEAR ENDED 30 JUNE 2021

Note 1 Summary of significant accounting policies (Continued)

1.5 Revenue (Continued)

Income recognised from transfers

Where, as part of an enforceable agreement, the Union receives consideration to acquire or construct a non-financial asset such as property, plant and equipment to an identified specification and for the Union's own use, a liability is recognised for the obligation to acquire or construct the asset. Income is recognised as the obligation to acquire or construct the asset is satisfied, which is typically over time. The asset that is being acquired or constructed is recognised in accordance with the policy on property, plant and equipment.

Gains from sale of assets

An item of property, plant and equipment is derecognised upon disposal (which is at the date the recipient obtains control) or when no future economic benefits are expected from its use or disposal. Any gain or loss arising on derecognition of the asset (calculated as the difference between the net disposal proceeds and the carrying amount of the asset) is included in the statement of profit or loss when the asset is derecognised.

Interest income

Interest revenue is recognised on an accrual basis using the effective interest method.

AUSTRALIAN MARITIME OFFICERS' UNION

NOTES TO THE FINANCIAL STATEMENTS (CONTINUED) FOR THE YEAR ENDED 30 JUNE 2021

Note 1 Summary of significant accounting policies (Continued)

1.6 Employee benefits

A liability is recognised for benefits accruing to employees in respect of wages and salaries, annual leave, long service leave and termination benefits when it is probable that settlement will be required and they are capable of being measured reliably.

Liabilities for short-term employee benefits (as defined in AASB 119 *Employee Benefits*) and termination benefits which are expected to be settled within twelve months of the end of reporting period are measured at their nominal amounts. The nominal amount is calculated with regard to the rates expected to be paid on settlement of the liability.

Other long-term employee benefits which are expected to be settled beyond twelve months are measured as the present value of the estimated future cash outflows to be made by the reporting unit in respect of services provided by employees up to reporting date.

Payments to defined contribution retirement benefit plans are recognised as an expense when employees have rendered service entitling them to the contributions.

Provision is made for separation and redundancy benefit payments. The reporting unit recognises a provision for termination as part of a broader restructuring when it has developed a detailed formal plan for the terminations and has informed those employees affected that it will carry out the terminations. A provision for voluntary termination is recognised when the employee has accepted the offer of termination.

1.7 Cash

Cash is recognised at its nominal amount. Cash and cash equivalents include cash on hand, deposits held at call with bank, other short-term highly liquid investments with original maturity of 3 months or less that are readily convertible to known amounts of cash and subject to insignificant risk of changes in value and bank overdrafts. Bank overdrafts are shown within short-term borrowings in current liabilities on the statement of financial position.

AUSTRALIAN MARITIME OFFICERS' UNION
NOTES TO THE FINANCIAL STATEMENTS (CONTINUED)
FOR THE YEAR ENDED 30 JUNE 2021

Note 1 Summary of significant accounting policies (Continued)

1.8 Leases

For any leases entered into the Union considers whether a contract is, or contains a lease. A lease is defined as 'a contract, or part of a contract, that conveys the right to use an asset (the underlying asset) for a period of time in exchange for consideration'.

To apply this definition the Union assesses whether the contract meets three key evaluations which are whether:

- The contract contains an identified asset, which is either explicitly identified in the contract or implicitly specified by being identified at the time the asset is made available to the Union;
- The Union has the right to obtain substantially all of the economic benefits from use of the identified asset throughout the period of use, considering its rights within the defined scope of the contract;
- The Union has the right to direct the use of the identified asset throughout the period of use.
- The Union assess whether it has the right to direct 'how and for what purpose' the asset is used throughout the period of use.

Measurement and recognition of leases as a lessee

At lease commencement date, the Union recognises a right-of-use asset and a lease liability on the balance sheet. The right-of-use asset is measured at cost, which is made up of the initial measurement of the lease liability, any initial direct costs incurred by the Union, an estimate of any costs to dismantle and remove the asset at the end of the lease, and any lease payments made in advance of the lease commencement date (net of any incentives received).

The Union depreciates the right-of-use assets on a straight-line basis from the lease commencement date to the earlier of the end of the useful life of the right-of-use asset or the end of the lease term. The Union also assesses the right-of-use asset for impairment when such indicators exist. At the commencement date, the Union measures the lease liability at the present value of the lease payments unpaid at that date, discounted using the interest rate implicit in the lease if that rate is readily available or the Union's incremental borrowing rate.

Lease payments included in the measurement of the lease liability are made up of fixed payments (including in substance fixed), variable payments based on an index or rate, amounts expected to be payable under a residual value guarantee and payments arising from options reasonably certain to be exercised.

Subsequent to initial measurement, the liability will be reduced for payments made and increased for interest. It is remeasured to reflect any reassessment or modification, or if there are changes in in-substance fixed payments. When the lease liability is remeasured, the corresponding adjustment is reflected in the right-of-use asset, or profit and loss if the right-of-use asset is already reduced to zero.

AUSTRALIAN MARITIME OFFICERS' UNION
NOTES TO THE FINANCIAL STATEMENTS (CONTINUED)
FOR THE YEAR ENDED 30 JUNE 2021

Note 1 Summary of significant accounting policies (Continued)

1.8 Leases (continued)

The Union has elected to account for short-term leases and leases of low-value assets using the practical expedients. Instead of recognising a right-of-use asset and lease liability, the payments in relation to these are recognised as an expense in profit or loss on a straight-line basis over the lease term. On the statement of financial position, right-of-use assets have been included in property, plant and equipment and lease liabilities have been included in trade and other payables.

1.9 Financial instruments

Financial assets and financial liabilities are recognised when the Union becomes a party to the contractual provisions of the instrument.

1.10 Financial assets

Contract assets and receivables

A contract asset is recognised when the Union's right to consideration in exchange goods or services that has transferred to the customer when that right is conditioned on the Union's future performance or some other condition.

A receivable is recognised if an amount of consideration that is unconditional is due from the customer (i.e., only the passage of time is required before payment of the consideration is due).

Contract assets and receivables are subject to impairment assessment. Refer to accounting policies on impairment of financial assets below.

Initial recognition and Measurement

Financial assets are classified, at initial recognition, and subsequently measured at amortised cost, fair value through other comprehensive income (OCI), or fair value through profit or loss.

The classification of financial assets at initial recognition depends on the financial asset's contractual cash flow characteristics and the Union's business model for managing them. With the exception of trade receivables that do not contain a significant financing component, the Union initially measures a financial asset at its fair value plus, in the case of a financial asset not at fair value through profit or loss, transaction costs.

In order for a financial asset to be classified and measured at amortised cost or fair value through OCI, it needs to give rise to cash flows that are 'solely payments of principal and interest' (SPPI) on the principal amount outstanding. This assessment is referred to as the SPPI test and is performed at an instrument level.

The Union's business model for managing financial assets refers to how it manages its financial assets in order to generate cash flows. The business model determines whether cash flows will result from collecting contractual cash flows, selling the financial assets, or both.

Purchases or sales of financial assets that require delivery of assets within a time frame established by regulation or convention in the marketplace (regular way trades) are recognised on the trade date, i.e., the date that the Union commits to purchase or sell the asset.

AUSTRALIAN MARITIME OFFICERS' UNION

NOTES TO THE FINANCIAL STATEMENTS (CONTINUED) FOR THE YEAR ENDED 30 JUNE 2021

Note 1 Summary of significant accounting policies (Continued)

1.10 Financial assets (Continued)

Subsequent measurement

For purposes of subsequent measurement, financial assets are classified in five categories:

- (Other) financial assets at amortised cost
- (Other) financial assets at fair value through other comprehensive income
- Investments in equity instruments designated at fair value through other comprehensive income
- (Other) financial assets at fair value through profit or loss
- (Other) financial assets designated at fair value through profit or loss

Financial assets at amortised cost

The reporting unit measures financial assets at amortised cost if both of the following conditions are met:

- The financial asset is held within a business model with the objective to hold financial assets in order to collect contractual cash flows and
- The contractual terms of the financial asset give rise on specified dates to cash flows that are solely payments of principal and interest on the principal amount outstanding

Financial assets at amortised cost are subsequently measured using the effective interest (EIR) method and are subject to impairment. Gains and losses are recognised in profit or loss when the asset is derecognised, modified or impaired.

The Union's financial assets at amortised cost includes trade receivables and loans to related parties.

Financial assets at fair value through profit or loss (including designated)

Financial assets at fair value through profit or loss include financial assets held for trading, financial assets designated upon initial recognition at fair value through profit or loss, or financial assets mandatorily required to be measured at fair value. Financial assets are classified as held for trading if they are acquired for the purpose of selling or repurchasing in the near term. Derivatives, including separated embedded derivatives, are also classified as held for trading unless they are designated as effective hedging instruments. Financial assets with cash flows that are not solely payments of principal and interest are classified and measured at fair value through profit or loss, irrespective of the business model. Notwithstanding the criteria for debt instruments to be classified at amortised cost or at fair value through OCI, as described above, debt instruments may be designated at fair value through profit or loss on initial recognition if doing so eliminates, or significantly reduces, an accounting mismatch.

Financial assets at fair value through profit or loss are carried in the statement of financial position at fair value with net changes in fair value recognised in profit or loss.

AUSTRALIAN MARITIME OFFICERS' UNION

NOTES TO THE FINANCIAL STATEMENTS (CONTINUED) FOR THE YEAR ENDED 30 JUNE 2021

Note 1 Summary of significant accounting policies (Continued)

1.10 Financial assets (Continued)

Derecognition

A financial asset is derecognised when:

- The rights to receive cash flows from the asset have expired or
- The Union has transferred its rights to receive cash flows from the asset or has assumed an obligation to pay the received cash flows in full without material delay to a third party under a 'pass-through' arrangement; and either:
 - a) The Union has transferred substantially all the risks and rewards of the asset, or
 - b) the Union has neither transferred nor retained substantially all the risks and rewards of the asset, but has transferred control of the asset.

When the Union has transferred its rights to receive cash flows from an asset or has entered into a pass-through arrangement, it evaluates if, and to what extent, it has retained the risks and rewards of ownership.

When it has neither transferred nor retained substantially all of the risks and rewards of the asset, nor transferred control of the asset, the Union continues to recognise the transferred asset to the extent of its continuing involvement together with associated liability.

Offsetting

Financial assets and financial liabilities are offset and the net amount is reported in the statement of financial position if there is a currently enforceable legal right to offset the recognised amounts and there is an intention to settle on a net basis, to realise the assets and settle the liabilities simultaneously.

Impairment

Expected credit losses

Receivables for goods and services, which have 30-day terms, are recognised at the nominal amounts due less any loss allowance due to expected credit losses at each reporting date. A provision matrix that is based on historical credit loss experience, adjusted for forward-looking factors specific to the debtors and the economic environment has been established.

(i) Trade receivables

For trade receivables that do not have a significant financing component, the Union applies a simplified approach in calculating expected credit losses (ECLs) which requires lifetime expected credit losses to be recognised from initial recognition of the receivables.

Therefore, the Union does not track changes in credit risk, but instead recognises a loss allowance based on lifetime ECLs at each reporting date. The Union has established a provision matrix that is based on its historical credit loss experience, adjusted for forward-looking factors specific to the debtors and the economic environment.

AUSTRALIAN MARITIME OFFICERS' UNION

NOTES TO THE FINANCIAL STATEMENTS (CONTINUED) FOR THE YEAR ENDED 30 JUNE 2021

Note 1 Summary of significant accounting policies (Continued)

1.10 Financial assets (continued)

(ii) Debt instruments other than trade receivables

For all debt instruments other than trade receivables and debt instruments not held at fair value through profit or loss, the Union recognises an allowance for expected credit losses using the general approach. ECLs are based on the difference between the contractual cash flows due in accordance with the contract and all the cash flows that the Union expects to receive, discounted at an approximation of the original effective interest rate.

ECLs are recognised in two stages:

- Where there has not been a significant increase in credit risk since initial recognition, ECLs are provided for credit losses from possible default events within the next 12-months (a 12-month ECL).
- Where there has been a significant increase in credit risk since initial recognition, a loss allowance is required for credit losses expected over the remaining life of the debt, irrespective of the timing of the default (a lifetime ECL).

The Union considers a financial asset in default when contractual payments are 60 days past due. However, in certain cases, the Union may also consider a financial asset to be in default when internal or external information indicates that the Union is unlikely to receive the outstanding contractual amounts in full. A financial asset is written off when there is no reasonable expectation of recovering the contractual cash flows.

1.11 Financial Liabilities

Initial recognition and measurement

Financial liabilities are classified, at initial recognition, at amortised cost unless or at fair value through profit or loss. All financial liabilities are recognised initially at fair value and, in the case of financial liabilities at amortised cost, net of directly attributable transaction costs.

The Union's financial liabilities include trade and other payables.

Subsequent Measurement

Financial liabilities at fair value through profit or loss (including designated)

Financial liabilities at fair value through profit or loss include financial liabilities held for trading and financial liabilities designated upon initial recognition as at fair value through profit or loss.

Gains or losses on liabilities held for trading are recognised in profit or loss.

Financial liabilities designated upon initial recognition at fair value through profit or loss are designated at the initial date of recognition, and only if the criteria in AASB 9 are satisfied.

AUSTRALIAN MARITIME OFFICERS' UNION

NOTES TO THE FINANCIAL STATEMENTS (CONTINUED) FOR THE YEAR ENDED 30 JUNE 2021

Note 1 Summary of significant accounting policies (Continued)

1.11 Financial liabilities (continued)

Financial liabilities at amortised cost

After initial recognition, trade payables and interest-bearing loans and borrowings are subsequently measured at amortised cost using the EIR method. Gains and losses are recognised in profit or loss when the liabilities are derecognised as well as through the EIR amortisation process.

Amortised cost is calculated by taking into account any discount or premium on acquisition and fees or costs that are an integral part of the EIR. The EIR amortisation is included as finance costs in profit or loss.

Derecognition

A financial liability is derecognised when the obligation under the liability is discharged or cancelled or expires. When an existing financial liability is replaced by another from the same lender on substantially different terms, or the terms of an existing liability are substantially modified, such an exchange or modification is treated as the derecognition of the original liability and the recognition of a new liability. The difference in the respective carrying amounts is recognised in profit or loss.

1.12 Contingent Liabilities and Contingent Assets

Contingent liabilities and contingent assets are not recognised in the Statement of Financial Position but are reported in the relevant notes. They may arise from uncertainty as to the existence of a liability or asset or represent an existing liability or asset in respect of which the amount cannot be reliably measured. Contingent assets are disclosed when settlement is probable but not virtually certain, and contingent liabilities are disclosed when settlement is greater than remote.

1.13 Liabilities relating to contracts with customers

Contract liabilities

A contract liability is recognised if a payment is received or a payment is due (whichever is earlier) from a customer before the Union transfers the related goods or services. Contract liabilities include deferred income. Contract liabilities are recognised as revenue when the Union performs under the contract (i.e., transfers control of the related goods or services to the customer).

Refund liabilities

A refund liability is recognised for the obligation to refund some or all of the consideration received (or receivable) from a customer. The Union refund liabilities arise from customers' right of return. The liability is measured at the amount the Union ultimately expects it will have to return to the customer. The Union updates its estimates of refund liabilities (and the corresponding change in the transaction price) at the end of each reporting period.

AUSTRALIAN MARITIME OFFICERS' UNION
NOTES TO THE FINANCIAL STATEMENTS (CONTINUED)
FOR THE YEAR ENDED 30 JUNE 2021

Note 1 Summary of significant accounting policies (Continued)

1.14 Plant and Equipment

Asset Recognition Threshold

Purchases of land, buildings, plant and equipment are recognised initially at cost in the Statement of Financial Position. The initial cost of an asset includes an estimate of the cost of dismantling and removing the item and restoring the site on which it is located.

Revaluations—Land and Buildings

Following initial recognition at cost, land and buildings are carried at fair value less subsequent accumulated depreciation and accumulated impairment losses. Revaluations are performed with sufficient frequency such that the carrying amount of assets do not differ materially from those that would be determined using fair values as at the reporting date.

Revaluation adjustments are made on a class basis. Any revaluation increment is credited to equity under the heading of asset revaluation reserve except to the extent that it reversed a previous revaluation decrement of the same asset class that was previously recognised in the surplus/deficit. Revaluation decrements for a class of assets are recognised directly in the profit or loss except to the extent that they reverse a previous revaluation increment for that class. Any accumulated depreciation as at the revaluation date is eliminated against the gross carrying amount of the asset and the asset is restated to the revalued amount.

Depreciation

Depreciable plant and equipment assets are written-off to their estimated residual values over their estimated useful life using, in all cases (except as listed below), the straight-line method of depreciation. Depreciation rates (useful lives), residual values and methods are reviewed at each reporting date and necessary adjustments are recognised in the current, or current and future reporting periods, as appropriate.

Depreciation rates applying to each class of depreciable asset are based on the following useful lives:

	30 June 2021	31 Dec 2020	Depreciation Method
Land & buildings	40 years	40 years	Straight line
Leasehold improvements	15 years	15 years	Straight line
Office furniture & equipment	1.5 – 5 years	1.5 – 5 years	Diminishing value
Library	10 years	10 years	Diminishing value
Motor vehicles	8 years	8 years	Straight line

AUSTRALIAN MARITIME OFFICERS' UNION
NOTES TO THE FINANCIAL STATEMENTS (CONTINUED)
FOR THE YEAR ENDED 30 JUNE 2021

Note 1 Summary of significant accounting policies (Continued)

1.14 Plant and Equipment (Continued)

Derecognition

An item of plant and equipment is derecognised upon disposal or when no future economic benefits are expected from its use or disposal. Any gain or loss arising on the disposal or retirement of an item of property, plant and equipment is determined as the difference between the sales proceeds and the carrying amount of the asset and is recognised in the profit and loss.

1.15 Intangibles

Intangible assets with finite lives that are acquired separately are carried at cost less accumulated amortisation and accumulated impairment losses. Amortisation is recognised on a straight-line basis over their estimated useful life. The estimated useful lives and amortisation method are reviewed at the end of each reporting period, with the effect of any changes in estimate being accounted for on a prospective basis. Intangible assets with indefinite useful lives that are acquired separately are carried at cost less accumulated impairment losses. The useful life of [reporting unit] intangible assets are:

	30 June 2021	31 Dec 2020
Intangibles	4 years	4 years

Derecognition

An intangible asset is derecognised on disposal, or when no future economic benefits are expected from use or disposal. Gains or losses arising from derecognition of an intangible asset, measured as the difference between the net disposal proceeds and the carrying amount of the asset are recognised in profit and loss when the asset is derecognised.

1.16 Impairment of non-financial assets

All assets are assessed for impairment at the end of each reporting period to the extent that there is an impairment trigger. Where indications of impairment exist, the asset's recoverable amount is estimated and an impairment adjustment made if the asset's recoverable amount is less than its carrying amount.

The recoverable amount of an asset is the higher of its fair value less costs of disposal and its value in use. Value in use is the present value of the future cash flows expected to be derived from the asset. Where the future economic benefit of an asset is not primarily dependent on the asset's ability to generate future cash flows, and the asset would be replaced if the Union were deprived of the asset, its value in use is taken to be its depreciated replacement cost.

AUSTRALIAN MARITIME OFFICERS' UNION
NOTES TO THE FINANCIAL STATEMENTS (CONTINUED)
FOR THE YEAR ENDED 30 JUNE 2021

Note 1 Summary of significant accounting policies (Continued)

1.17 Taxation

The Union is exempt from income tax under section 50.1 of the *Income Tax Assessment Act 1997* however still has obligation for Fringe Benefits Tax (FBT) and the Goods and Services Tax (GST).

Revenues, expenses and assets are recognised net of GST except:

- where the amount of GST incurred is not recoverable from the Australian Taxation Office; and
- for receivables and payables.

The net amount of GST recoverable from, or payable to, the taxation authority is included as part of receivables or payables.

Cash flows are included in the statement of cash flows on a gross basis. The GST component of cash flows arising from investing and financing activities which is recoverable from, or payable to, the Australian Taxation Office is classified within operating cash flows.

1.18 Fair value measurement

The Union measures financial instruments, such as, financial asset as at fair value through the profit and loss, available for sale financial assets, and non-financial assets such as land and buildings and investment properties, at fair value at each balance sheet date. Also, fair values of financial instruments measured at amortised cost are disclosed in Note 16.

Fair value is the price that would be received to sell an asset or paid to transfer a liability in an orderly transaction between market participants at the measurement date. The fair value measurement is based on the presumption that the transaction to sell the asset or transfer the liability takes place either:

- In the principal market for the asset or liability, or
- In the absence of a principal market, in the most advantageous market for the asset or liability

The principal or the most advantageous market must be accessible by the Union. The fair value of an asset or a liability is measured using the assumptions that market participants would use when pricing the asset or liability, assuming that market participants act in their economic best interest.

A fair value measurement of a non-financial asset takes into account a market participant's ability to generate economic benefits by using the asset in its highest and best use or by selling it to another market participant that would use the asset in its highest and best use.

The Union uses valuation techniques that are appropriate in the circumstances and for which sufficient data are available to measure fair value, maximising the use of relevant observable inputs and minimising the use of unobservable inputs.

AUSTRALIAN MARITIME OFFICERS' UNION
NOTES TO THE FINANCIAL STATEMENTS (CONTINUED)
FOR THE YEAR ENDED 30 JUNE 2021

Note 1 Summary of significant accounting policies (Continued)

1.18 Fair value measurement (continued)

All assets and liabilities for which fair value is measured or disclosed in the financial statements are categorised within the fair value hierarchy, described as follows, based on the lowest level input that is significant to the fair value measurement as a whole:

- Level 1—Quoted (unadjusted) market prices in active markets for identical assets or liabilities
- Level 2—Valuation techniques for which the lowest level input that is significant to the fair value measurement is directly or indirectly observable
- Level 3—Valuation techniques for which the lowest level input that is significant to the fair value measurement is unobservable

For assets and liabilities that are recognised in the financial statements on a recurring basis, the Union determines whether transfers have occurred between Levels in the hierarchy by re-assessing categorisation (based on the lowest level input that is significant to the fair value measurement as a whole) at the end of each reporting period.

External valuers are involved for valuation of significant assets, such as land and buildings and investment properties. Selection criteria include market knowledge, reputation, independence and whether professional standards are maintained. For the purpose of fair value disclosures, the Union has determined classes of assets and liabilities on the basis of the nature, characteristics and risks of the asset or liability and the level of the fair value hierarchy.

Note 2 Events after the reporting period

There were no events that occurred after 30 June 2021, and/ or prior to the signing of the financial statements, that would affect the ongoing structure and financial activities of the Union.

AUSTRALIAN MARITIME OFFICERS' UNION**NOTES TO THE FINANCIAL STATEMENTS (CONTINUED)
FOR THE YEAR ENDED 30 JUNE 2021**

1 Jan 2021 – 30 June 2021	1 Jan 2020 – 31 Dec 2020
\$	\$

Note 3 Revenue and income**Disaggregation of revenue from contracts with customers**

A disaggregation of the Union's revenue by type of arrangements is provided on the face of the Statement of comprehensive income. The table below also sets out a disaggregation of revenue by type of customer.

Type of customer

Members	1,070,040	2,262,813
Total revenue from contracts with customers	1,070,040	2,262,813

Note 3A: Government assistance – COVID-19

ATO cashflow boost	-	100,000
State government assistance	-	17,500
Total government assistance	-	117,500

Note 3B: Investment income

Interest income	2	3,906
Dividends/ distributions on investments	78,355	76,953
Total investment income	78,357	80,859

AUSTRALIAN MARITIME OFFICERS' UNION

**NOTES TO THE FINANCIAL STATEMENTS (CONTINUED)
FOR THE YEAR ENDED 30 JUNE 2021**

	1 Jan 2021 – 30 June 2021 \$	1 Jan 2020 – 31 Dec 2020 \$
Note 4 Expenses		
Note 4A: Employee expenses		
Holders of office:		
Wages and salaries	45,311	83,869
Superannuation	7,178	13,496
Leave and other entitlements	8,096	9,607
Subtotal employee expenses holders of office	60,585	106,572
Employees other than office holders:		
Wages and salaries	405,900	883,507
Superannuation	67,790	116,147
Leave and other entitlements	60,548	104,790
Subtotal employee expenses employees other than office holders	534,238	1,054,444
Total direct employee expenses	594,823	1,161,016
Add: In-direct employee expenses		
Payroll tax	3,384	2,966
Fringe benefits tax	-	7,087
Workers compensation insurance	6,408	6,829
Total in-direct employee expenses	9,792	16,882
Total employee expenses	604,615	1,177,898
Note 4B: Affiliation fees		
International Transport Workers' Federation	4,492	4,478
Nautilus Federation	-	4,515
Australian Council of Trade Unions	4,156	8,147
Unions NSW	632	2,060
Total affiliation fees	9,280	19,200
Note 4C: Administration expenses		
Meetings and conference expenses	10,507	5,987
Advertising, marketing and publicity	-	2,910
Information technology and computer expenses	64,299	128,682
Motor vehicle expenses	3,073	3,300
Travel and accommodation costs	52,994	55,081
Insurance	7,586	12,663
Bad and doubtful debts	-	134,450
Other administration expenses	18,576	48,427
Total administration expense	157,035	391,500

AUSTRALIAN MARITIME OFFICERS' UNION

**NOTES TO THE FINANCIAL STATEMENTS (CONTINUED)
FOR THE YEAR ENDED 30 JUNE 2021**

	1 Jan 2021 – 30 June 2021 \$	1 Jan 2020 – 31 Dec 2020 \$
Note 4D: Grants or donations		
Donations:		
Total paid that were \$1,000 or less	200	-
Total grants or donations	200	-
Note 4E: Depreciation and amortisation		
<i>Depreciation</i>		
Land and buildings	9,850	19,700
Leasehold improvements	13,247	31,520
Motor vehicles	2,729	5,504
Furniture, library and equipment	8,136	20,705
Computer equipment	3,430	5,971
	37,392	83,400
<i>Amortisation</i>		
Intangible assets (website)	3,021	6,092
Office buildings	27,269	52,897
	30,290	58,989
Total depreciation and amortisation	67,682	142,389
Note 4F: Legal costs		
Litigation	87,747	86,476
Other legal matters	-	77,247
Total legal costs	87,747	163,723
Note 4G: Finance costs		
Bank fees	3,783	9,823
Interest expense of lease arrangements	3,205	11,532
Total finance costs	6,988	21,355
Note 4H: Occupancy costs		
Rates, electricity and gas	1,159	5,797
Cleaning	6,544	16,941
Storage facilities	4,288	10,065
Total occupancy costs	11,991	32,803

AUSTRALIAN MARITIME OFFICERS' UNION

**NOTES TO THE FINANCIAL STATEMENTS (CONTINUED)
FOR THE YEAR ENDED 30 JUNE 2021**

	30 June 2021	31 Dec 2020
Note 5 Current Assets		
Note 5A: Cash and cash equivalents		
Cash at bank	516,204	358,123
Cash on hand	500	434
Total cash and cash equivalents	516,704	358,557
Note 5B: Trade and other receivables		
Other receivables:		
Accrued membership	53,321	43,524
Prepayments	14,691	13,314
Total other receivables	68,012	56,838
Total trade and other receivables (net)	68,012	56,838
Note 5C: Financial assets		
Financial assets at fair value through profit or loss		
Managed funds	3,102,795	2,882,189
Total financial assets	3,102,795	2,882,189

AUSTRALIAN MARITIME OFFICERS' UNION

**NOTES TO THE FINANCIAL STATEMENTS (CONTINUED)
FOR THE YEAR ENDED 30 JUNE 2021**

	30 June 2021	31 Dec 2020
Note 6 Non-current Assets	\$	\$
Note 6A: Land and buildings		
Land and buildings:		
Unit 1 + 2, 1 High St, Fremantle		
at fair value	374,000	788,000
accumulated depreciation	-	(171,801)
	374,000	616,199
Right of use asset		
At cost	302,549	302,549
accumulated amortisation	(124,922)	(97,653)
	177,627	204,896
Total land and buildings	551,627	821,095

Reconciliation of Opening and Closing Balances of Land and Buildings

Opening balance		
Gross book value	1,090,549	1,090,549
Accumulated depreciation and impairment	(269,454)	(196,857)
Net book value at beginning of year	821,095	893,692
Additions:		
By purchase	-	-
Depreciation/ amortisation expense	(37,119)	(72,597)
Disposals:		
By sale	-	-
By valuation	(232,349)	-
Net book value at end of year	551,627	-
Net book value represented by:		
Gross book value	676,549	1,090,549
Accumulated depreciation and impairment	(124,922)	(269,454)
Net book value at end of year	551,627	821,095

Included in the net carrying amount of land and buildings are right to use assets as follows:

Right of use asset		
At cost	302,549	302,549
accumulated depreciation/ amortisation	(124,922)	(97,653)
Total right of use asset – buildings	177,627	204,896

AUSTRALIAN MARITIME OFFICERS' UNION
NOTES TO THE FINANCIAL STATEMENTS (CONTINUED)
FOR THE YEAR ENDED 30 JUNE 2021

Note 6A: Land and buildings (Continued)

Valuation Details

Unit 1 + 2, 1 High Street, Fremantle

On 17 August 2021 (effective 30 June 2021), the land and buildings at Unit 1 + 2, 1 High Street, Fremantle was valued by Mr Maxell Nevermann CPV of National Property Valuers Pty Ltd. The land and buildings valuation was based on a highest and best use, which was determined as commercial office building (the assets current use).

Fair value is the amount for which the assets could be exchanged between a knowledgeable willing buyer and a knowledgeable willing seller in an arm's length transaction as at the valuation date. Fair value is determined by direct reference to recent market transactions on arm's length terms for land and buildings comparable in size and location to those held by the Union and to market based yields for comparable properties. Key assumptions utilised in the valuation were:

- Capitalisation Rate 5.5%
- Reflective rate/ lettable m² \$225

AUSTRALIAN MARITIME OFFICERS' UNION

**NOTES TO THE FINANCIAL STATEMENTS (CONTINUED)
FOR THE YEAR ENDED 30 JUNE 2021**

	30 June 2021 \$	31 Dec 2020 \$
Note 6B: Leasehold improvements		
Leasehold improvements:		
at cost	160,283	160,283
accumulated depreciation	(47,923)	(34,676)
Total leasehold improvements	112,360	125,607

Reconciliation of Opening and Closing Balances of Leasehold Improvements

Opening balance		
Gross book value	160,283	160,283
Accumulated depreciation and impairment	(34,676)	(3,156)
Net book value at beginning of year	125,607	157,127
Additions:		
By purchase	-	
Depreciation expense	(13,247)	(31,520)
Disposals:		
By sale	-	-
Net book value at end of year	112,360	125,607
Net book value represented by:		
Gross book value	160,283	160,283
Accumulated depreciation and impairment	(47,923)	(34,676)
Net book value at end of year	112,360	125,607

AUSTRALIAN MARITIME OFFICERS' UNION

NOTES TO THE FINANCIAL STATEMENTS (CONTINUED)
FOR THE YEAR ENDED 30 JUNE 2021

	30 June 2021 \$	31 Dec 2020 \$
Note 6C: Motor vehicles		
Motor vehicles:		
at cost	44,028	44,028
accumulated depreciation	(19,240)	(16,511)
Total motor vehicles	24,788	27,517

Reconciliation of Opening and Closing Balances of Motor Vehicles

Opening balance		
Gross book value	44,028	44,028
Accumulated depreciation and impairment	(16,511)	(11,007)
Net book value at beginning of year	27,517	33,021
Additions:		
By purchase	-	-
Depreciation expense	(2,729)	(5,504)
Disposals:		
By sale	-	-
Net book value at end of year	24,788	27,517
Net book value represented by:		
Gross book value	44,028	44,028
Accumulated depreciation and impairment	(19,240)	(16,511)
Net book value at end of year	24,788	27,517

AUSTRALIAN MARITIME OFFICERS' UNION

NOTES TO THE FINANCIAL STATEMENTS (CONTINUED)
FOR THE YEAR ENDED 30 JUNE 2021

	30 June 2021 \$	31 Dec 2020 \$
Note 6D: Furniture, library and improvements		
Furniture, library and improvements:		
at cost	558,524	558,524
accumulated depreciation	(429,018)	(420,882)
Total furniture, library and improvements	129,506	137,642

Reconciliation of Opening and Closing Balances of Furniture, Library and Improvements

Opening balance		
Gross book value	558,524	548,771
Accumulated depreciation and impairment	(420,882)	(400,177)
Net book value at beginning of year	137,642	148,594
Additions:		
By purchase	-	9,753
Depreciation expense	(8,136)	(20,705)
Disposals:		
By sale	-	-
Net book value at end of year	129,506	13,642
Net book value represented by:		
Gross book value	558,524	558,524
Accumulated depreciation and impairment	(429,018)	(420,882)
Net book value at end of year	129,506	137,642

AUSTRALIAN MARITIME OFFICERS' UNION

**NOTES TO THE FINANCIAL STATEMENTS (CONTINUED)
FOR THE YEAR ENDED 30 JUNE 2021**

	30 June 2021 \$	31 Dec 2020 \$
Note 6E: Computer equipment		
Computer equipment:		
at cost	37,836	23,052
accumulated depreciation	(18,349)	(14,918)
Total computer equipment	19,487	8,134

Reconciliation of Opening and Closing Balances of Computer Equipment

Opening balance		
Gross book value	23,052	16,644
Accumulated depreciation and impairment	(14,918)	(8,947)
Net book value at beginning of year	8,134	7,697
Additions:		
By purchase	14,783	6,408
Depreciation expense	(3,430)	(5,971)
Disposals:		
By sale	-	-
Net book value at end of year	19,487	8,134
Net book value represented by:		
Gross book value	37,836	23,052
Accumulated depreciation and impairment	(18,349)	(14,918)
Net book value at end of year	19,487	8,134

AUSTRALIAN MARITIME OFFICERS' UNION

**NOTES TO THE FINANCIAL STATEMENTS (CONTINUED)
FOR THE YEAR ENDED 30 JUNE 2021**

	30 June 2021 \$	31 Dec 2020 \$
Note 6F: Intangible assets		
Website:		
at cost	55,507	46,757
accumulated amortisation	(20,763)	(17,742)
Total intangible assets	34,744	29,015

Reconciliation of Opening and Closing Balances of intangible assets

Opening balance		
Gross book value	46,757	24,367
Accumulated depreciation and impairment	(17,742)	(11,650)
Net book value at beginning of year	29,015	12,717
Additions:		
By purchase	8,750	22,390
Amortisation expense	(3,021)	(6,092)
Disposals:		
By sale	-	-
Net book value at end of year	34,744	29,015
Net book value represented by:		
Gross book value	55,507	46,757
Accumulated depreciation and impairment	(20,763)	(17,742)
Net book value at end of year	34,744	29,015

AUSTRALIAN MARITIME OFFICERS' UNION

**NOTES TO THE FINANCIAL STATEMENTS (CONTINUED)
FOR THE YEAR ENDED 30 JUNE 2021**

	30 June 2021 \$	31 Dec 2020 \$
Note 7 Current Liabilities		
Note 7A: Trade payables		
Trade creditors and accruals	25,126	24,671
Total trade payables	25,126	24,671
Settlement is usually made within 30 days.		
Note 7B: Other payables		
Legal costs		
Litigation	10,303	17,216
GST payable	34,061	29,178
PAYG payable	20,775	19,876
Superannuation payable	-	11,573
Income received in advance	72,270	49,930
Other	16,653	13,427
Total other payables	154,062	141,200
Total other payables are expected to be settled in:		
No more than 12 months	154,062	141,200
More than 12 months	-	-
Total other payables	154,062	141,200

AUSTRALIAN MARITIME OFFICERS' UNION

NOTES TO THE FINANCIAL STATEMENTS (CONTINUED)
FOR THE YEAR ENDED 30 JUNE 2021

	30 June 2021 \$	31 Dec 2020 \$
Note 8 Provisions		
Note 8A: Employee Provisions		
Office Holders:		
Annual and RDO leave	27,156	25,592
Long service leave	8,665	5,193
<i>Subtotal employee provisions—office holders</i>	35,821	30,785
Employees other than office holders:		
Annual and RDO leave	173,513	156,593
Long service leave	86,897	65,067
<i>Subtotal employee provisions—employees other than office holders</i>	260,410	221,660
Total employee provisions	296,231	252,445
 Current	 243,965	 186,794
Non-Current	52,266	65,651
<i>Total employee provisions</i>	296,231	252,445

AUSTRALIAN MARITIME OFFICERS' UNION

NOTES TO THE FINANCIAL STATEMENTS (CONTINUED) FOR THE YEAR ENDED 30 JUNE 2021

30 June	31 Dec
2021	2020
\$	\$

Note 9 Borrowings

Note 9A: Lease liabilities

Lease liabilities are presented on the statement of financial position as follows:

Current	55,300	55,300
Non-current	143,001	172,411
Total lease liabilities	198,301	227,711

The Union leases 2 commercial offices, located at 52 Buckingham Street, Surry Hills and 40 Brookes Street, Bowen Hills. With the exception of short-term leases and leases of low-value underlying assets, each lease is reflected in the statement of financial position as a right-to-use asset and a lease liability. The Union classifies its right-to-use assets in a consistent manner to its property, plant and equipment (see Note 6).

Each lease generally imposes a restriction that, unless there is a contractual right for the Union to sublet the asset to another party, the right-of-use asset can only be used by the Union. Leases are either non-cancellable or may only be cancelled by incurring a substantive termination fee. The Union is prohibited from selling or pledging the underlying leased assets as security. For leases over office buildings, the Union must keep those properties in a good state of repair and return the properties in their original condition at the end of the lease.

The table below describes the nature of the Union leasing activities by type of right-of-use asset recognised on the statement of financial position:

Right of use asset	No of right of use assets leased	Range of remaining term	Average remaining term	No of leases with extension options	No of leases with options to purchase	No of leases with variable payments linked to index	No of leases with termination options
Office buildings	2	3.1 to 4.2 years	3.6 years	1	-	1	-

AUSTRALIAN MARITIME OFFICERS' UNION
NOTES TO THE FINANCIAL STATEMENTS (CONTINUED)
FOR THE YEAR ENDED 30 JUNE 2021

Note 9A: Lease Liabilities (continued)

Future minimum lease payments as follows:

	Minimum lease payments due						
	Within 1 year	1-2 years	2-3 years	3-4 years	4-5 years	After 5 years	Total
30 June 2021							
Lease payments	60,040	64,834	65,072	18,840	-	-	208,786
Finance charges	(4,740)	(2,897)	(2,008)	(840)	-	-	(10,485)
Net present value	55,300	61,937	63,064	18,000	-	-	198,301
31 December 2020							
Lease payments	32,344	60,040	64,834	65,072	18,840	-	241,130
Finance charges	(2,934)	(4,740)	(2,897)	(2,008)	(840)	-	(13,419)
Net present value	29,410	55,300	61,937	63,064	18,000	-	227,711

Note 10 Reserves

Note 10A: Asset Revaluation Reserve

The asset revaluation reserve records revaluation of property, plant and equipment.

AUSTRALIAN MARITIME OFFICERS' UNION

**NOTES TO THE FINANCIAL STATEMENTS (CONTINUED)
FOR THE YEAR ENDED 30 JUNE 2021**

	30 June 2021 \$	31 Dec 2020 \$
--	-----------------------	----------------------

Note 11 Cash Flow

Note 11A: Cash Flow Reconciliation

**Reconciliation of cash and cash equivalents as per Statement of Financial
Position to Cash Flow Statement:**

Cash and cash equivalents as per:

Cash flow statement	516,704	358,557
Statement of financial position	516,704	358,557
Difference	-	-

**Reconciliation of surplus to net cash from operating
activities:**

Surplus for the year	318,085	471,387
----------------------	---------	---------

Adjustments for non-cash items

Depreciation/ amortisation	67,682	142,389
Unrealised fair value (gain)/ loss on financial assets	(142,250)	5,262

Changes in assets/ liabilities

(Increase)/ decrease in trade and other receivables	(9,797)	(6,925)
(Increase)/ decrease in prepayments	(1,377)	3,124
Increase/ (decrease) in creditors and other payables	13,317	(27,199)
Increase/ (decrease) in employee provisions	43,786	104,789
Net cash provided by operating activities	289,446	692,827

Note 11B: Credit standby arrangements and loan facilities

The Union has an AMEX credit card facility amounting to \$50,000 (31 December 2020: \$50,000). This may be terminated at any time at the option of the bank. The balance of this facility is cleared monthly and interest rates are variable.

AUSTRALIAN MARITIME OFFICERS' UNION

**NOTES TO THE FINANCIAL STATEMENTS (CONTINUED)
FOR THE YEAR ENDED 30 JUNE 2021**

Note 11 Cash Flow (Continued)

Note 11C: Non-cash transactions

There have been no non-cash financing or investing activities during the year (31 December 2020: Nil).

	30 June 2021	31 Dec 2020
	\$	\$
Note 11D: Net debt reconciliation		
Cash and cash equivalents	516,704	358,557
Borrowings – repayable within one year	(55,300)	(55,300)
Borrowings – repayable after one year	(143,001)	(172,411)
Net debt	318,403	130,846

Note 10E: Reconciliation of movements of liabilities to cash flows arising from financing activities

	Other Assets	Liabilities from financing activities		
	Cash assets	Lease – due within 1 year	Lease – due after 1 year	Total
Net debt at 1 January 2020	1,286,200	(51,948)	(223,945)	1,010,307
Cash flows	(927,643)	(3,352)	51,534	(879,461)
Net debt at 31 December 2020	358,557	(55,300)	(172,411)	130,846
Cash flows	158,147	-	29,410	187,557
Net debt at 30 June 2021	516,704	(55,300)	(143,001)	318,403

AUSTRALIAN MARITIME OFFICERS' UNION
NOTES TO THE FINANCIAL STATEMENTS (CONTINUED)
FOR THE YEAR ENDED 30 JUNE 2021

Note 12 Contingent Liabilities, Assets and Commitments

Note 12A: Commitments and Contingencies

Capital commitments

At 30 June 2021 the Union did not have any capital commitments (31 December 2020: Nil).

Other contingent assets or liabilities (i.e. legal claims)

The Committee of Management is not aware of any contingent assets or liabilities that are likely to have a material effect on the results of the Union.

AUSTRALIAN MARITIME OFFICERS' UNION
NOTES TO THE FINANCIAL STATEMENTS (CONTINUED)
FOR THE YEAR ENDED 30 JUNE 2021

Note 13 Related Party Disclosures

Note 13A: Related Party Transactions for the Reporting Period

Key Management Personnel

Key management personnel comprise those individuals who have the authority and responsibility for planning, directing and controlling the activities of the Union. The Union has determined key management personnel comprise of:

- Ken Blackband – President
- Brent Warhurst – Vice-President
- Matthew Jepson – National Councillor
- Brent Middleton – National Councillor
- Glenn Andersen – Secretary, Western Area
- Luke Hosking – Secretary, Southern Area
- Brent Hills – Secretary, Eastern Area
- Mark Davis – Executive Officer
- All remaining members of the Executive Council

During the year, key management personnel of the Union were remunerated as follows:

	30 June 2021 \$	31 Dec 2020 \$
Salary (including annual leave taken)	119,237	235,781
Annual and TOIL accrued	17,864	37,498
Other	-	-
Total short-term employee benefits	137,101	273,279
Post-employment benefits:		
Superannuation	19,757	36,696
Total post-employment benefits	19,757	36,696
Other long-term benefits:		
Long-service leave accrued	3,310	5,357
Total other long-term benefits	3,310	5,357
Termination benefits	-	-
Total	160,168	315,332

No other transactions occurred during the year with elected officers, close family members or other related parties than those related to their membership or employment and on terms no more favourable than those applicable to any other member of employee.

AUSTRALIAN MARITIME OFFICERS' UNION**NOTES TO THE FINANCIAL STATEMENTS (CONTINUED)
FOR THE YEAR ENDED 30 JUNE 2021**

	30 June 2021 \$	31 Dec 2020 \$
Note 14 Remuneration of Auditors and Accountants		
Auditors Remuneration		
Financial statement audit services	14,000	16,000
Other services	-	5,161
Total remuneration of auditors	14,000	21,161
Accountants Remuneration		
Accounting assistance – Refugee Accounting	15,362	19,888
Total remuneration of auditors and accountants	29,362	41,049

Note: The external auditor of the Union changed from StewartBrown Accountants to MGI Audit Pty Ltd during the year.

Note 15 Financial Instruments**Financial Risk Management Policy**

The Union Committee of Management monitors the Union's financial risk management policies and exposure and approves financial transactions entered into. It also reviews the effectiveness of internal controls relating to the counterparty credit risk, liquidity risk, market risk and interest rate risk. The Union Committee of Management meets on a regular basis to review the financial exposure of the Union.

(a) Credit Risk

Exposure to credit risk relating to financial assets arise from the potential non-performance by counterparties of contract obligations that could lead to a financial loss of the Union. The Union does not have any material credit risk exposures as its major source of revenue is the receipt of membership fees.

The maximum exposures to credit risk by class of recognised financial assets at the end of the reporting period is equivalent to the carrying value and classification of those financial assets (net of provisions) as presented in the statement of financial position.

The Union has no significant concentration of credit risk with respect to any single counterparty or group of counterparties. The class of assets described as Trade and Other Receivables is considered to be the main source of credit risk related to the Union.

On a geographical basis, the Union's trade and other receivables are all based in Australia.

The following table details the Union's trade and other receivables exposed to credit risk. Amounts are considered 'past due' when the debt has not been settled, within the terms and conditions agreed between the Union and the customer or counterparty to the transaction. Receivables that are past due are assessed for impairment by ascertaining solvency of the debtors and are provided for where there are specific circumstances indicating that the debt may not be fully repaid to the Union.

The balance of receivables that remain within initial trade terms (as detailed in the table) are considered to be of high credit quality.

AUSTRALIAN MARITIME OFFICERS' UNION
NOTES TO THE FINANCIAL STATEMENTS (CONTINUED)
FOR THE YEAR ENDED 30 JUNE 2021

Note 15 Financial Instruments (Continued)

Ageing of financial assets that were past due but not impaired for 30 June 2021

	Within trading terms/ 0 to 30 days	31 to 60 days	61 to 90 days	90+ days	Total
	\$	\$	\$	\$	\$
Trade and other receivables	68,012	-	-	-	68,012
Receivables from other reporting units	-	-	-	-	-
Total	68,012	-	-	-	68,012

Ageing of financial assets that were past due but not impaired for 31 December 2020

	Within trading terms/ 0 to 30 days	31 to 60 days	61 to 90 days	90+ days	Total
	\$	\$	\$	\$	\$
Trade and other receivables	56,838	-	-	-	56,838
Receivables from other reporting units	-	-	-	-	-
Total	56,838	-	-	-	56,838

The Union has no significant concentrations of credit risk exposure to any single counterparty or group of counterparties.

Credit risk related to balances with banks and other financial institutions is managed by the Committee of Management in accordance with approved policy. Such policy requires that surplus funds are only invested with counterparties with a strong reputation and backed by the Commonwealth Government's bank guarantee. At 30 June 2021, all funds were held by financial institutions backed by the Commonwealth Government's bank guarantee.

Collateral held as security

The Union does not hold collateral with respect to its receivables at 30 June 2021 (31 December 2020: Nil).

AUSTRALIAN MARITIME OFFICERS' UNION

NOTES TO THE FINANCIAL STATEMENTS (CONTINUED) FOR THE YEAR ENDED 30 JUNE 2021

Note 15 Financial Instruments (Continued)

(b) Liquidity Risk

Liquidity risk arises from the possibility that the Union might encounter difficulty in settling its debts or otherwise meeting its obligations in relation to financial liabilities. The Union manages this risk through the following mechanisms:

- preparing forward looking cash flow estimates;
- maintaining a reputable credit profile;
- managing credit risk related to financial assets;
- only investing surplus cash with major financial institutions; and
- comparing the maturity profile of financial liabilities with the realisation profile of financial assets.

The tables below reflect an undiscounted contractual maturity analysis for non-derivative financial liabilities. The Union does not hold directly any derivative financial liabilities.

Cash flows realised from financial assets reflect management's expectation as to the timing of realisation. Actual timing may therefore differ from that disclosed. The timing of cash flows presented in the table to settle financial liabilities reflects the earliest contractual settlement dates

Financial Instrument Composition and Maturity Analysis

	Within 1 Year		1 to 5 Years		Over 5 Years		Total	
	30 June	31 Dec	30 June	31 Dec	30 June	31 Dec	30 June	31 Dec
	2021	2020	2021	2020	2021	2020	2021	2020
	\$	\$	\$	\$	\$	\$	\$	\$
Financial liabilities due for payment								
Trade payables	(25,126)	(24,671)	-	-	-	-	(25,126)	(24,671)
Other payables	(154,062)	(141,200)	-	-	-	-	(154,062)	(141,200)
Lease liabilities	(55,300)	(55,300)	(143,001)	(172,411)	-	-	(198,301)	(227,711)
Total expected outflows	(234,488)	(221,171)	(143,001)	(172,411)	-	-	(377,489)	(393,582)
Financial assets – cash flow receivable								
Cash and cash equivalents	516,704	358,557	-	-	-	-	516,704	358,557
Trade and other receivables	68,012	56,838	-	-	-	-	68,012	56,838
Financial assets	3,102,795	2,882,189	-	-	-	-	3,102,795	2,882,189
Total anticipated inflows	3,687,511	3,297,584	-	-	-	-	3,687,511	3,297,584
Net inflow/ (outflow) on financial instruments	3,453,023	3,076,413	(143,001)	(172,411)	-	-	3,310,022	2,904,002

AUSTRALIAN MARITIME OFFICERS' UNION

NOTES TO THE FINANCIAL STATEMENTS (CONTINUED)
FOR THE YEAR ENDED 30 JUNE 2021

Note 15 Financial Instruments (Continued)

(c) Market Risk

i. Interest rate risk

Exposure to interest rate risk arises on financial assets and financial liabilities recognised at the end of the reporting period whereby a future change in interest rates will affect future cash flows or the fair value of fixed rate financial instruments. The Union is also exposed to earnings volatility on floating rate instruments.

Exposure to interest rate risk arises on financial assets and financial liabilities recognised at the end of the reporting period whereby a future change in interest rates will affect future cash flows or the fair value of fixed rate financial instruments. The Union is also exposed to earnings volatility on floating rate instruments.

Interest rate risk is managed using a mix of fixed and floating financial instruments. The effective interest rate expenditure to interest rate financial instruments are as follows:

	Weighted Average Effective Interest Rate			
	30 June 2021	31 Dec 2020	30 June 2021	31 Dec 2020
	%	%	\$	\$
Floating rate instruments				
Cash and cash equivalents	0.01%	0.01%	516,704	358,557

ii. *Other price risk*

Other price risk relates to the risk that the fair value or future cash flows of a financial instrument will fluctuate because of changes in market prices (other than those arising from interest rate risk or currency risk) of securities held.

The Union is exposed to other price risk on its investments held within a managed investment fund. Such risk is managed through diversification of investments across industries and geographical locations.

The Union's investments are held in the following sectors at reporting date:

	30 June 2021	31 Dec 2020
	%	%
Bonds	34.8%	34.8%
Australian shares	20.0%	20.0%
Fixed interest	15.0%	15.0%
International shares	14.7%	14.7%
International shares (hedged)	9.1%	9.1%
Small companies	3.5%	3.5%
Emerging markets (shares)	2.9%	2.9%

AUSTRALIAN MARITIME OFFICERS' UNION

NOTES TO THE FINANCIAL STATEMENTS (CONTINUED) FOR THE YEAR ENDED 30 JUNE 2021

Note 15 Financial Instruments (Continued)

(c) Market Risk (Continued)

- iii. Foreign exchange risk
The Union is not exposed to direct fluctuations in foreign currencies.
- iv. Price risk
The Union is no exposed to any material commodity price risk.
- v. Interest rate risk
The Union has performed a sensitivity analysis relating to its exposure to interest rate risk at balance date. This sensitivity analysis demonstrates the effect on the current year results and equity which could result from a change in this risk.
- vi. Sensitivity Analysis

The following table illustrates sensitivities to the Union's exposures to changes in interest rates and equity prices. The table indicates the impact of how profit and equity values reported at the end of the reporting period would have been affected by changes in the relevant risk variable that management considers to be reasonably possible.

These sensitivities assume that the movement in a particular variable is independent of other variables.

	Profit	Equity
	\$	\$
Year ended 30 June 2021		
+2% in interest rates	10,334	10,334
-2% in interest rates	(52)	(52)
+/-10% in managed investment funds	+/- 310,280	+/- 310,280
Year ended 31 December 2020		
+2% in interest rates	7,171	7,171
-2% in interest rates	(36)	(36)
+/-10% in managed investment funds	+/- 288,219	+/- 288,219

No sensitivity analysis has been performed on foreign exchange risk as the Union has no material direct exposures to currency risk. There have been no changes in any of the assumptions used to prepare the above sensitivity analysis from the prior year.

There have been no changes in any of the assumptions used to prepare the above sensitivity analysis from the prior year.

AUSTRALIAN MARITIME OFFICERS' UNION

NOTES TO THE FINANCIAL STATEMENTS (CONTINUED) FOR THE YEAR ENDED 30 JUNE 2021

Note 16 Fair Value Measurement

Fair Values

Fair value estimation

The fair values of financial assets and liabilities are presented in the following table and can be compared to their carrying values as presented in the statement of financial position. Fair value is the amount at which an asset could be exchanged, or a liability settled, between knowledgeable, willing parties at an arm's length transaction.

Fair value may be based on information that is estimated or subject to judgment, where changes in assumptions may have a material impact on the amounts estimated. Areas of judgement and the assumptions have been detailed below. Where possible, valuation information used to calculate fair values is extracted from the market, with more reliable information available from markets that are actively traded.

In this regard, fair values for listed securities are obtained from quoted market bid prices. Where securities are unlisted and no market quotes are available, fair value is obtained using discounted cash flow analysis and other valuation techniques commonly used by market participants.

Differences between fair values and carrying amounts of financial instruments with fixed interest rates are due to the change in discount rates being applied by the market since their initial recognition by the Union. Most of these instruments, which are carried at amortised cost (i.e. accounts receivable), are to be held until maturity and therefore the fair value figures calculated bear little relevance to the Union.

The following table contains the carrying amounts and related fair values for the Union's financial assets and liabilities:

	Footnote	30 June 2021		31 Dec 2020	
		Carrying value	Fair value	Carrying value	Fair value
		\$	\$	\$	\$
Financial assets					
Cash and cash equivalents	(i)	516,704	516,704	358,557	358,557
Accounts receivable and other debtors	(i)	68,012	68,012	56,838	56,838
Loans receivable		3,102,795	3,102,795	2,882,189	2,882,189
Total financial assets		3,687,511	3,687,511	3,297,584	3,297,584
Financial liabilities					
Accounts payable and other payables	(i)	179,188	179,188	165,871	165,871
Lease liabilities		198,301	198,301	227,711	227,711
Total financial liabilities		377,489	377,489	393,582	393,582

The fair values disclosed in the above table have been determined based on the following methodologies:

- (i) Cash and cash equivalents, accounts receivable, loans receivable and other debtors and accounts payable and other payables are short-term instruments in nature whose carrying value is equivalent to fair value. Trade and other payables exclude amounts provided for annual leave, which is outside the scope of AASB 9.

AUSTRALIAN MARITIME OFFICERS' UNION
NOTES TO THE FINANCIAL STATEMENTS (CONTINUED)
FOR THE YEAR ENDED 30 JUNE 2021

Note 16 Fair Value Measurement (Continued)

The fair values disclosed in the above table have been determined based on the following methodologies:

- (ii) Cash and cash equivalents, accounts receivable and other debtors and accounts payable and other payables are short-term instruments in nature whose carrying value is equivalent to fair value. Trade and other payables exclude amounts provided for annual leave, which is outside the scope of AASB 139.

Fair Value Hierarchy

AASB 13: Fair Value Measurement requires the disclosure of fair value information by level of the fair value hierarchy, which categories fair value measurement into one of the three possible levels based on the lowest level that an input that is significant to the measurement can be categorised into as follows:

Level 1

Measurements based on quoted prices (unadjusted) in active markets for identical assets or liabilities that the entity can access at the measurement date.

Level 2

Measurements based on inputs other than quoted prices included in Level 1 that are observable for the asset or liability, either directly or indirectly.

Level 3

Measurements based on unobservable inputs for the asset or liability.

The fair values of assets and liabilities that are not traded in an active market are determined using one or more valuation techniques. These valuation techniques maximise, to the extent possible, the use of observable market data. If all significant inputs required to measure fair value are observable, the asset or liability is included in Level 2. If one or more significant inputs are not based on observable market data, the asset or liability is included in Level 3.

AUSTRALIAN MARITIME OFFICERS' UNION

**NOTES TO THE FINANCIAL STATEMENTS (CONTINUED)
FOR THE YEAR ENDED 30 JUNE 2021**

Note 16 Fair Value Measurement (Continued)

The following tables provide an analysis of financial and non-financial assets and liabilities that are measured at fair value, by fair value hierarchy.

Fair value hierarchy – 30 June 2021

	Note	Date of Valuation	Level 1	Level 2	Level 3
			\$	\$	\$
Assets measured at fair value					
Land and buildings – Unit 1 + 2, 1 High Street, Fremantle	6A	17 August 2021	-	374,000	-
Shares in managed funds	5C	30 June 2021	3,102,795		
Total			3,102,795	374,000	-

The Union does not have any other assets or liabilities that are recorded using a fair value technique.

Fair value hierarchy – 31 December 2020

	Note	Date of Valuation	Level 1	Level 2	Level 3
			\$	\$	\$
Assets measured at fair value					
Land and buildings – Unit 1 + 2, 1 High Street, Fremantle	6A	31 Dec 2017	-	788,000	-
Shares in managed funds	5C	31 Dec 2020	2,882,189		
Total			2,882,189	788,000	-

The Union does not have any other assets or liabilities that are recorded using a fair value technique.

AUSTRALIAN MARITIME OFFICERS' UNION

NOTES TO THE FINANCIAL STATEMENTS (CONTINUED) FOR THE YEAR ENDED 30 JUNE 2021

Note 17 Section 272 Fair Work (Registered Organisations) Act 2009

In accordance with the requirements of the *Fair Work (Registered Organisations) Act 2009*, the attention of members is drawn to the provisions of subsections (1) to (3) of section 272, which reads as follows:

Information to be provided to members or Commission:

- (1) A member of a reporting unit, or the Commissioner, may apply to the reporting unit for specified prescribed information in relation to the reporting unit to be made available to the person making the application.
- (2) The application must be in writing and must specify the period within which, and the manner in which, the information is to be made available. The period must not be less than 14 days after the application is given to the reporting unit.
- (3) A reporting unit must comply with an application made under subsection (1).

Note 18 Union Details

The registered office of the Union is:

Level 1, 52 Buckingham Street
SURRY HILLS NSW 2010

Note 19 Segment Information

The Union operates solely in one reporting segment, being the provision of industrial services throughout Australia.

AUSTRALIAN MARITIME OFFICERS' UNION

OFFICER'S DECLARATION STATEMENT

I, Ken Blackband, being the President of the Australian Maritime Officers' Union, declare that the following activities did not occur during the reporting period ending 30 June 2021:

The reporting unit did not:

- agree to receive financial support from another reporting unit to continue as a going concern (refers to agreement regarding financial support not dollar amount)
- agree to provide financial support to another reporting unit to ensure they continue as a going concern (refers to agreement regarding financial support not dollar amount)
- acquire an asset or liability due to an amalgamation under Part 2 of Chapter 3 of the RO Act, a restructure of the branches of an organisation, a determination or revocation by the General Manager, Fair Work Commission
- receive capitation fees or any other revenue amount from another reporting unit
- receive revenue via compulsory levies
- receive donations or grants
- receive revenue from undertaking recovery of wages activity
- incur fees as consideration for employers making payroll deductions of membership subscriptions
- pay capitation fees to another reporting unit
- pay a compulsory levies
- pay a grant that was \$1,000 or less
- pay a grant that exceeded \$1,000
- pay a donation that exceeded \$1,000
- pay separation and redundancy to holders of office
- pay other employee expenses to holders of office
- pay separation and redundancy to employees (other than holders of office)
- pay other employee expenses to employees (other than holders of office)
- pay to a person fees or allowances to attend conferences or meetings as a representative of the reporting unit
- pay legal costs relating to other legal matters
- pay a penalty imposed under the RO Act or the *Fair Work Act 2009*
- have a receivable with other reporting unit(s)
- have a payable with other reporting unit(s)
- have a payable to an employer for that employer making payroll deductions of membership subscriptions
- have a payable in respect of legal costs relating to other legal matters
- have a separation and redundancy provision in respect of holders of office
- have other employee provisions in respect of holders of office
- have a separation and redundancy provision in respect of employees (other than holders of office)
- have other employee provisions in respect of employees (other than holders of office)

AUSTRALIAN MARITIME OFFICERS' UNION

OFFICER'S DECLARATION STATEMENT (CONTINUED)

- have a fund or account for compulsory levies, voluntary contributions or required by the rules of the organisation or branch
- transfer to or withdraw from a fund (other than the general fund), account, asset or controlled entity
- provide cash flows to another reporting unit and/or controlled entity
- receive cash flows from another reporting units and/or controlled entity
- have another entity administer the financial affairs of the reporting unit
- make a payment to a former related party of the reporting unit



.....
Ken Blackband
President

17 November 2021

Sydney