



8 June 2023

Michael Anderson
Branch Secretary/Treasurer
Communications, Electrical, Electronic, Energy, Information, Postal, Plumbing and Allied Services Union of
Australia - Electrical, Energy and Services Division - Tasmanian Divisional Branch

Sent via email: michael@ceputas.com.au
CC: info@ceputas.com.au; sgreene@mgisq.com.au

Dear Michael Anderson

**Communications, Electrical, Electronic, Energy, Information, Postal, Plumbing and Allied Services Union of
Australia - Electrical, Energy and Services Division - Tasmanian Divisional Branch
Financial Report for the year ended 31 December 2022 – (FR2022/282)**

I acknowledge receipt of the financial report for the year ended 31 December 2022 for the Communications, Electrical, Electronic, Energy, Information, Postal, Plumbing and Allied Services Union of Australia - Electrical, Energy and Services Division - Tasmanian Divisional Branch. The documents were lodged with the Fair Work Commission (the Commission) on 7 June 2023.

The financial report has now been filed. You are not required to take any further action in respect of the report lodged.

The financial report was filed based on a primary review. This involved confirming that the financial reporting timelines required under s.253, s.265, s.266 and s.268 of the *Fair Work (Registered Organisations) Act 2009 (RO Act)* have been satisfied, all documents required under s.268 of the RO Act were lodged and that various disclosure requirements under the Australian Accounting Standards, RO Act and reporting guidelines have been complied with. A primary review does not examine all disclosure requirements.

Please note that next year's financial report may be subject to an advanced compliance review.

Reporting Requirements

The Commission's website provides a number of factsheets in relation to the financial reporting process and associated timelines. The website also contains the section 253 reporting guidelines and a model set of financial statements.

The Commission recommends that reporting units use these model financial statements to assist in complying with the RO Act, the section 253 reporting guidelines and Australian Accounting Standards. Access to this information is available via [this link](#).

If you have any queries regarding this letter, please contact me on (03) 8650 0181 or by email at Madeleine.Hurrell@fwc.gov.au.

Yours sincerely

Madeleine Hurrell

Madeleine Hurrell
Financial Reporting Officer
Fair Work Commission - Registered Organisations Governance & Advice Branch



Communications, Electrical, Electronic, Energy, Information, Postal, Plumbing and Allied Services Union of Australia – Electrical, Energy and Service Division – Tasmanian Branch

s.268 Fair Work (Registered Organisations) Act 2009

Certificate by prescribed designated officer

Certificate for the year ended 31 December 2022

I, *Michael Anderson*, being the *Divisional Branch Secretary* of the *Tasmanian Branch of the Communications, Electrical, Electronic, Energy, Information, Postal, Plumbing and Allied Services Union of Australia – Electrical, Energy and Services Division (the CEPU Electrical, Energy and Services Division, Tasmanian Branch)* certify:

- that the documents lodged herewith are copies of the full report for the *CEPU Electrical, Energy and Services Division, Tasmanian Branch* for the period ended referred to in s.268 of the *Fair Work (Registered Organisations) Act 2009*; and
- that the full report was provided to members of the reporting unit on 28th April 2023; and
- that the full report was presented to a meeting of the committee of management of the reporting unit on 26th May 2023 in accordance with s.266 of the *Fair Work (Registered Organisations) Act 2009*.

Signature of prescribed designated officer:

A handwritten signature in black ink, appearing to read 'M. Anderson'.

Name of prescribed designated officer: Michael Anderson

Title of prescribed designated officer:

Divisional Branch Secretary of the CEPU Electrical, Energy and Services Division, Tasmanian Branch

Dated: 7/6/2023

**COMMUNICATIONS, ELECTRICAL, ELECTRONIC, ENERGY, INFORMATION, POSTAL,
PLUMBING AND ALLIED SERVICES UNION OF AUSTRALIA – ELECTRICAL, ENERGY
AND SERVICES DIVISION – TASMANIA BRANCH**

ABN 18 172 840 055

FINANCIAL STATEMENTS

FOR THE YEAR ENDED 31 DECEMBER 2022

CONTENTS

Page No

Committee of Management's Operating Report	3
Auditor's Independence Declaration	6
Committee of Management Statement	7
Independent Audit Report	8
Statement of Comprehensive Income	11
Statement of Financial Position	12
Statement of Changes in Equity	13
Statement of Cash Flows	14
Statement Required under Subsection 255(2A) of the <i>Fair Work (Registered Organisations) Act 2009</i>	15
Notes to the Financial Statements	16
Officer Declaration Statement	61

**COMMUNICATIONS, ELECTRICAL, ELECTRONIC, ENERGY, INFORMATION, POSTAL,
PLUMBING AND ALLIED SERVICES UNION OF AUSTRALIA – ELECTRICAL, ENERGY AND
SERVICES DIVISION – TASMANIA BRANCH**

COMMITTEE OF MANAGEMENT'S OPERATING REPORT

FOR THE YEAR ENDED 31 DECEMBER 2022

Operating Report

The Committee of Management presents its report on the operations of the Communications, Electrical, Electronic, Energy, Information, Postal, Plumbing and Allied Services Union of Australia – Electrical, Energy and Services Division – Tasmania Branch (the Branch) for the financial year ended 31 December 2022.

Principal Activities

The principal activities of the Branch during the year fell in the following categories:

- Organising existing members and new members
- Bargaining, negotiating and arbitrating for improvements in wages and conditions of employment for members of the Branch.
- Representing members in work related grievances or other matters
- Undertaking training and development for delegates of the Branch.

Over the year the Branch negotiated many Collective Agreements delivering improvements in wages and conditions to CEPU – Electrical, Energy and Services Division – Tasmania Branch members.

There have been no changes in the principal activities of the Branch during the year.

Operating Result

The deficit for the financial year amounted to \$113,598. Events that have contributed to this result include:

1. A decrease in membership income of \$19,947 to \$1,109,715
2. An increase in wages and salaries/ employee costs of \$30,729 to \$872,461
3. An increase in donation expenses as a result of the May 2022 Federal Election
4. An increase in operating costs as travel restrictions ended and prices increased at an accelerated rate.

**COMMUNICATIONS, ELECTRICAL, ELECTRONIC, ENERGY, INFORMATION, POSTAL,
PLUMBING AND ALLIED SERVICES UNION OF AUSTRALIA – ELECTRICAL, ENERGY AND
SERVICES DIVISION – TASMANIA BRANCH**

COMMITTEE OF MANAGEMENT’S OPERATING REPORT (CONTINUED)

FOR THE YEAR ENDED 31 DECEMBER 2022

Significant Changes in Financial Affairs

Apart from the events detailed above under Operating Result, there were no significant changes to the financial affairs of the Branch during the year.

After Balance Date Events

No matters or circumstances have arisen since the end of the financial year which significantly affected or may significantly affect the operations of the Branch, the results of those operations or the state of affairs of the Branch in future financial years.

Members Right to Resign

The right of members to resign from the Branch is set out in the Rules of the CEPU – Electrical Division. A member may resign membership by written notice addressed and delivered to the Branch Secretary.

Number of Employees

The number of persons who were, at the end of the period to which the report relates, employees of the Branch, where the number of employees includes both full-time employees and part-time employees measured on a full-time equivalent basis is 6.05.

Number of Members

Total number of members at 31 December 2022: 2,080.

Officer or Members who are superannuation Fund Trustees/ Directors of a Company that is a Superannuation fund Trustee

No officers or members of the Branch hold a position of trustee or director of an entity, scheme or company as described in s.254 (2)(d) of the *Fair Work (Registered Organisations) Act 2009*, where a criterion of such entity is that the holder of such position must be a member or official of a registered organisation.

**COMMUNICATIONS, ELECTRICAL, ELECTRONIC, ENERGY, INFORMATION, POSTAL,
PLUMBING AND ALLIED SERVICES UNION OF AUSTRALIA – ELECTRICAL, ENERGY AND
SERVICES DIVISION – TASMANIA BRANCH**

COMMITTEE OF MANAGEMENT'S OPERATING REPORT (CONTINUED)

FOR THE YEAR ENDED 31 DECEMBER 2022

Members of the Committee of Management


The name of each person who has been a member of the Committee of Management of the Branch at any time during the reporting period, and the period for which he or she held such as position is as follows:

Name	Position	Period of Office
Neil Gillham	Branch President	01/01/22 – 31/12/22
Brian Allan	Branch Vice President	01/01/22 – 31/12/22
Michael Anderson	Branch Secretary	01/01/22 – 31/12/22
Michael Lynch	Branch State Councillor	01/01/22 – 31/12/22
David Moore	Branch State Councillor	01/01/22 – 31/12/22
Stuart Lethborg	Branch Statement Councillor	01/01/22 – 31/12/22
Brett Proverbs	Branch State Councillor	01/01/22 – 31/12/22
Belinda Gordon	Branch State Councillor	01/01/22 – 31/12/22
Amanda Coleman	Branch State Councillor – Affirmative Action (Women)	01/01/22 – 31/12/22
Dale Hyland	Branch State Councillor	01/01/22 – 31/12/22
Natalie Kent	Branch State Councillor	01/01/22 – 31/12/22
Alan Byrnes	Branch State Councillor	01/01/22 – 31/12/22
Jordan Toussaint	Branch State Councillor	01/01/22 – 31/12/22

Auditor's Independence Declaration

A copy of the auditor's independence declaration is set out on page 6.

This report is made in accordance with a resolution of the Committee of Management and is signed for and on behalf of the Committee of Management by:



Michael Anderson
Branch Secretary

24 April 2023

Hobart

**AUDITOR'S INDEPENDENCE DECLARATION
TO THE COMMITTEE OF MANAGEMENT OF THE
COMMUNICATIONS, ELECTRICAL, ELECTRONIC, ENERGY, INFORMATION,
POSTAL, PLUMBING AND ALLIED SERVICES UNION OF AUSTRALIA –
ELECTRICAL, ENERGY AND SERVICES DIVISION – TASMANIA BRANCH**

As lead auditor for the audit of the Communications, Electrical, Electronic, Energy, Information, Postal, Plumbing and Allied Services Union of Australia – Electrical, Energy and Services Division – Tasmania Branch for the year ended 31 December 2022; I declare that, to the best of my knowledge and belief, there have been no contraventions of any applicable code of professional conduct in relation to the audit.

MGI Audit Pty Ltd



S C Greene

Director – Audit & Assurance

Brisbane

24 April 2023

Registration number (as registered by the General Manager under the RO Act): AA2017/119

**COMMUNICATIONS, ELECTRICAL, ELECTRONIC, ENERGY, INFORMATION, POSTAL,
PLUMBING AND ALLIED SERVICES UNION OF AUSTRALIA – ELECTRICAL, ENERGY AND
SERVICES DIVISION – TASMANIA BRANCH**

COMMITTEE OF MANAGEMENT STATEMENT

FOR THE YEAR ENDED 31 DECEMBER 2022

On 24 April 2023, the Committee of Management of the Branch passed the following resolution to the General Purpose Financial statements (GPFR) of the reporting unit for the financial year ended 31 December 2022.

The Committee of Management declares in relation to the GPFR that in its opinion:

- (a) the financial statements and notes comply with the Australian Accounting Standards;
- (b) the financial statements and notes comply with the reporting guidelines of the General Manager;
- (c) the financial statements and notes give a true and fair view of the financial performance, financial position and cash flows of the reporting unit for the financial year to which they relate;
- (d) there are reasonable grounds to believe that the reporting unit will be able to pay its debts as and when they become due and payable; and
- (e) during the financial year to which the GPFR relates and since the end of that year:
 - i. meetings of the Committee of Management were held in accordance with the rules of the organisation and
 - ii. the financial affairs of the reporting unit have been managed in accordance with the rules of the organisation;
 - iii. the financial records of the reporting unit have been kept and maintained in accordance with the *RO Act*;
 - iv. where the organisation consists of two or more reporting units, the financial records of the reporting unit have been kept, as far as practicable, in a consistent manner to each of the other reporting units of the organisation;
 - v. where information has been sought in any request of a member of the reporting unit or the Commissioner duly made under section 272 of the *RO Act*, that information has been provided to the member or the General Manager; and
 - vi. where any order for inspection of financial records made by the Fair Work Commission under section 273 of the *RO Act* during the year, there has been compliance.

This declaration is made in accordance with a resolution of the Committee of Management.


Name of Designated Officer: Michael Anderson

Title of Designated Officer: Branch Secretary

Signature:

Date:

24 April 2023



Independent Audit Report to the Members of Communications, Electrical, Electronic, Energy, Information, Postal, Plumbing and Allied Services Union of Australia – Electrical, Energy and Services Division – Tasmania Branch

Report on the Audit of the Financial Report

Opinion

We have audited the financial report of the Communications, Electrical, Electronic, Energy, Information, Postal, Plumbing and Allied Services Union of Australia – Electrical, Energy and Services Division – Tasmania Branch (the Branch), which comprises the statement of financial position as at 31 December 2022, the statement of comprehensive income, statement of changes in equity and statement of cash flows for the year ended, notes to the financial statements, including a summary of significant accounting policies; the Committee of Management Statement, the subsection 255(2A) report and the Officer Declaration Statement.

In our opinion, the accompanying financial report presents fairly, in all material aspects, the financial position of the Communications, Electrical, Electronic, Energy, Information, Postal, Plumbing and Allied Services Union of Australia – Electrical, Energy and Services Division – Tasmania Branch as at 31 December 2022, and its financial performance and its cash flows for the year ended on that date in accordance with:

- a) the Australian Accounting Standards; and
- b) any other requirements imposed by the Reporting Guidelines or Part 3 of Chapter 8 of the *Fair Work (Registered Organisations) Act 2009* (the RO Act).

We declare that management's use of the going concern basis in the preparation of the financial statements of the Branch is appropriate.

Basis for Opinion

We conducted our audit in accordance with Australian Auditing Standards. Our responsibilities under those standards are further described in the *Auditor's Responsibilities for the Audit of the Financial Report* section of our report. We are independent of the Branch in accordance with the ethical requirements of the Accounting Professional and Ethical Standards Board's APES 110 *Code of Ethics for Professional Accountants* (the Code) that are relevant to our audit of the financial report in Australia. We have also fulfilled our other ethical responsibilities in accordance with the Code.

We believe that the audit evidence we have obtained is sufficient and appropriate to provide a basis for our opinion.

Information Other than the Financial Report and Auditor's Report Thereon

The Committee of Management is responsible for the other information. The other information obtained at the date of this auditor's report is in the Operating Report accompanying the financial report.

Our opinion on the financial report does not cover the other information and accordingly we do not express any form of assurance conclusion thereon.

In connection with our audit of the financial report, our responsibility is to read the other information and, in doing so, consider whether the other information is materially inconsistent with the financial report or my knowledge obtained in the audit or otherwise appears to be materially misstated. If, based on the work we have performed, we conclude that there is a material misstatement of this other information, we are required to report that fact. We have nothing to report in this regard.

Responsibilities of Committee of Management for the Financial Report

The Committee of Management of the Branch is responsible for the preparation of the financial report that gives a true and fair view in accordance with Australian Accounting Standards and the RO Act, and for such internal control as the Committee of Management determine is necessary to enable the preparation of the financial report that gives a true and fair view and is free from material misstatement, whether due to fraud or error.

In preparing the financial report, the Committee of Management is responsible for assessing the Branch's ability to continue as a going concern, disclosing, as applicable, matters related to going concern and using the going concern basis of accounting unless the Committee of Management either intend to liquidate the Branch or to cease operations, or have no realistic alternative but to do so.

Auditor's Responsibilities for the Audit of the Financial Report

Our objective is to obtain reasonable assurance about whether the financial report as a whole is free from material misstatement, whether due to fraud or error, and to issue an auditor's report that includes my opinion. Reasonable assurance is a high level of assurance, but is not a guarantee that an audit conducted in accordance with Australian Auditing Standards will always detect a material misstatement when it exists. Misstatements can arise from fraud or error and are considered material if, individually or in the aggregate, they could reasonably be expected to influence the economic decisions of users taken on the basis of the financial report.

As part of an audit in accordance with the Australian Auditing Standards, we exercise professional judgement and maintain professional scepticism throughout the audit. We also:

- Identify and assess the risks of material misstatement of the financial report, whether due to fraud or error, design and perform audit procedures responsive to those risks, and obtain audit evidence that is sufficient and appropriate to provide a basis for my opinion. The risk of not detecting a material misstatement resulting from fraud is higher than for one resulting from error, as fraud may involve collusion, forgery, intentional omissions, misrepresentations, or the override of internal control.
- Obtain an understanding of internal control relevant to the audit in order to design audit procedures that are appropriate in the circumstances, but not for the purpose of expressing an opinion on the effectiveness of the Branch's internal control.
- Evaluate the appropriateness of accounting policies used and the reasonableness of accounting estimates and related disclosures made by the Committee of Management.
- Conclude on the appropriateness of the Committee of Management's use of the going concern basis of accounting and, based on the audit evidence obtained, whether a material uncertainty exists related to events or conditions that may cast significant doubt on the Branch's ability to continue as a going concern. If we conclude that a material uncertainty exists, we are required to draw attention in our auditor's report to the related disclosures in the financial report or, if such disclosures are inadequate, to modify our opinion. Our conclusions are based on the audit evidence obtained up to the date of our auditor's report. However, future events or conditions may cause the Branch to cease to continue as a going concern.
- Evaluate the overall presentation, structure and content of the financial report, including the disclosures, and whether the financial report represents the underlying transactions and events in a manner that achieves fair presentation.
- Obtain sufficient appropriate audit evidence regarding the financial information of the entities or business activities within the Branch to express an opinion on the financial report. We are responsible for the direction, supervision and performance of the Branch's audit. We remain solely responsible for our audit opinion.

We communicate with the Committee of Management regarding, among other matters, the planned scope and timing of the audit and significant audit findings, including any significant deficiencies in internal control that we identify during our audit.

Declaration

I declare that I am an approved auditor, a member of Chartered Accountants Australia and New Zealand and hold a current Public Practice Certificate.

MGI Audit Pty Ltd



S C Greene

Director – Audit & Assurance

Brisbane

24 April 2023

Registration number (as registered by the General Manager under the RO Act): AA2017/119

**COMMUNICATIONS, ELECTRICAL, ELECTRONIC, ENERGY, INFORMATION, POSTAL,
PLUMBING AND ALLIED SERVICES UNION OF AUSTRALIA – ELECTRICAL, ENERGY AND
SERVICES DIVISION – TASMANIA BRANCH**

**STATEMENT OF COMPREHENSIVE INCOME
FOR THE YEAR ENDED 31 DECEMBER 2022**

	Notes	2022 \$	2021 \$
Revenue from contracts with customers	3		
Membership subscription		1,109,715	1,129,662
Levies	3A	56,241	43,713
EAP income		810	2,700
DMT income		-	350
Total revenue from contracts with customers		1,166,766	1,176,425
Other income			
Gain on sale of property, plant and equipment		-	25,456
Grants or donations		9,091	15,586
Interest income	3B	1,875	3,235
Commission income	3C	195,815	160,722
Directors fees	3D	9,024	7,759
Sponsorship income	3E	11,818	34,091
Other revenue	3F	25,554	29,530
Total other income		253,177	276,379
Total income		1,419,943	1,452,804
Expenses			
Employee expenses	4A	(872,461)	(841,732)
Sustentation fees	4B	(145,163)	(151,956)
Affiliation fees	4C	(7,996)	(7,280)
Audit and accounting fees	12	(29,719)	(23,715)
Legal costs	4D	(21,271)	(13,104)
Grants or donations	4E	(66,629)	(14,999)
Depreciation and amortisation	4F	(35,152)	(51,040)
Finance costs	4G	(3,686)	(2,945)
Administration expense	4H	(189,787)	(165,631)
Conference and meetings	4I	(38,545)	(47,284)
Other operating expense	4J	(123,132)	(199,621)
Total expenses		(1,533,541)	(1,519,307)
Deficit for the year		(113,598)	(66,503)
Other comprehensive income			
Revaluation of land and buildings (net of income tax)		561,184	-
Total comprehensive income for the year		447,586	(66,503)

The above statement should be read in conjunction with the notes.

**COMMUNICATIONS, ELECTRICAL, ELECTRONIC, ENERGY, INFORMATION, POSTAL,
PLUMBING AND ALLIED SERVICES UNION OF AUSTRALIA – ELECTRICAL, ENERGY AND
SERVICES DIVISION – TASMANIA BRANCH**

**STATEMENT OF FINANCIAL POSITION
AS AT 31 DECEMBER 2022**

	Notes	2022 \$	2021 \$
ASSETS			
Current Assets			
Cash and cash equivalents	5A	934,908	916,438
Trade and other receivables	5B	25,129	25,437
Other current assets	5C	15,841	12,804
Non-current assets held for sale	5D	1,300,000	-
Total current assets		2,275,878	954,679
Non-Current Assets			
Land and buildings	6A	-	750,340
Furniture, fittings and office equipment	6B	1,093	2,020
Motor vehicles	6C	49,410	69,751
Total non-current assets		50,503	822,111
Total assets		2,326,381	1,776,790
LIABILITIES			
Current Liabilities			
Trade payables	7A	118,241	18,450
Other payables	7B	47,065	50,567
Employee provisions	8A	106,071	97,204
Total current liabilities		271,377	166,221
Non-Current Liabilities			
Employee provisions	8A	-	3,151
Total non-current liabilities		-	3,151
Total liabilities		271,377	169,372
Net assets		2,055,004	1,607,418
EQUITY			
Retained earnings		1,075,326	1,188,924
Asset revaluation reserve		979,678	418,494
Total equity		2,055,004	1,607,418

The above statement should be read in conjunction with the notes.

**COMMUNICATIONS, ELECTRICAL, ELECTRONIC, ENERGY, INFORMATION, POSTAL,
PLUMBING AND ALLIED SERVICES UNION OF AUSTRALIA – ELECTRICAL, ENERGY AND
SERVICES DIVISION – TASMANIA BRANCH**

**STATEMENT OF CHANGES IN EQUITY
FOR THE YEAR ENDED 31 DECEMBER 2022**

	Notes	Retained earnings \$	Asset Revaluation Reserve \$	Total equity \$
Balance as at 1 January 2021		1,255,427	418,494	1,673,921
Surplus for the year		(66,503)	-	(66,503)
Other comprehensive income		-	-	-
Closing balance as at 31 December 2021		<u>1,188,924</u>	<u>418,494</u>	<u>1,607,418</u>
Deficit for the year		(113,598)	-	(113,598)
Other comprehensive income		-	561,184	561,184
Closing balance as at 31 December 2022		<u>1,075,326</u>	<u>979,678</u>	<u>2,055,004</u>

The above statement should be read in conjunction with the notes.

**COMMUNICATIONS, ELECTRICAL, ELECTRONIC, ENERGY, INFORMATION, POSTAL,
PLUMBING AND ALLIED SERVICES UNION OF AUSTRALIA – ELECTRICAL, ENERGY AND
SERVICES DIVISION – TASMANIA BRANCH**

**STATEMENT OF CASH FLOWS
FOR THE YEAR ENDED 31 DECEMBER 2022**

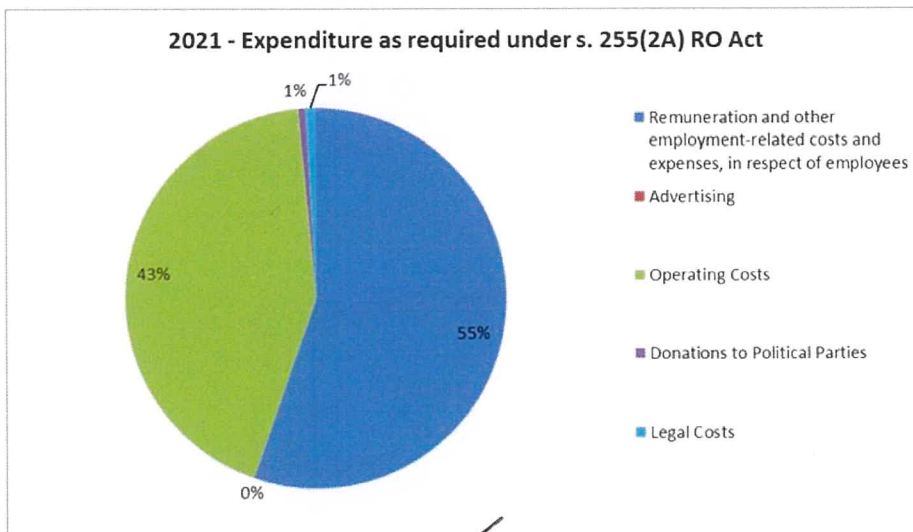
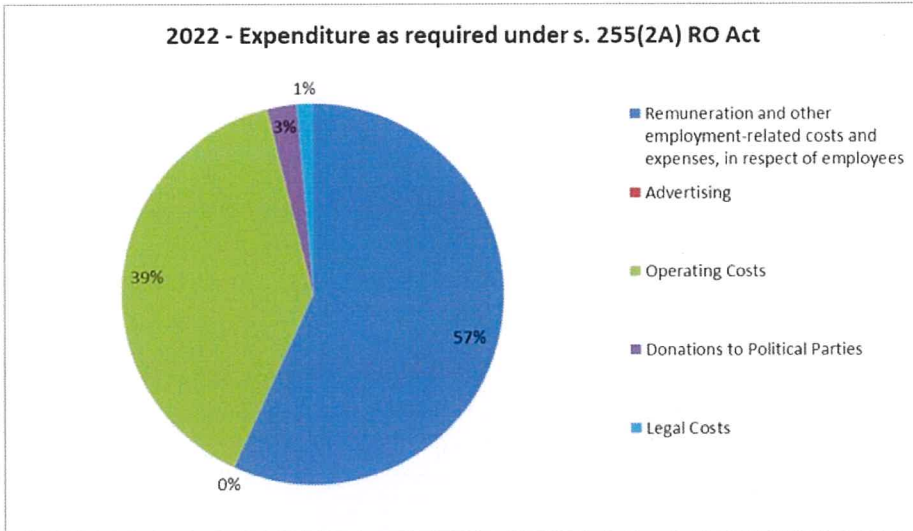
	Notes	2022 \$	2021 \$
OPERATING ACTIVITIES			
Cash received			
Receipts from other reporting units	9B	222,104	177,465
Receipts from other customers		1,338,977	1,391,644
Interest received		2,116	3,966
Cash used			
Finance Costs		(3,686)	(2,945)
Payments to employees and suppliers		(1,411,176)	(1,418,102)
Payments to other reporting units	9B	(127,505)	(197,266)
Net cash provided by operating activities	9A	20,830	(45,238)
INVESTING ACTIVITIES			
Proceeds from sale of property, plant and equipment		-	25,456
Payments for property, plant and equipment		(2,360)	(59,561)
Net cash used in investing activities		(2,360)	(34,105)
FINANCING ACTIVITIES			
		-	-
Net increase/ (decrease) in cash held		18,470	(79,343)
Cash & cash equivalents at the beginning of the reporting period		916,438	995,781
Cash & cash equivalents at the end of the reporting period	9A	934,908	916,438


The above statement should be read in conjunction with the notes.

**COMMUNICATIONS, ELECTRICAL, ELECTRONIC, ENERGY, INFORMATION, POSTAL,
PLUMBING AND ALLIED SERVICES UNION OF AUSTRALIA – ELECTRICAL, ENERGY AND
SERVICES DIVISION – TASMANIA BRANCH**

**REPORT REQUIRED UNDER SUBSECTION 255(2A) OF THE FAIR WORK (REGISTERED
ORGANISATIONS) ACT 2009
FOR THE YEAR ENDED 31 DECEMBER 2022**

The Committee of Management presents the expenditure report as required under subsection 255(2A) on the Branch for the year ended 31 December 2022:




Michael Anderson
Branch Secretary

Hobart
24 April 2023

**COMMUNICATIONS, ELECTRICAL, ELECTRONIC, ENERGY, INFORMATION, POSTAL,
PLUMBING AND ALLIED SERVICES UNION OF AUSTRALIA – ELECTRICAL, ENERGY AND
SERVICES DIVISION – TASMANIA BRANCH**

**NOTES TO THE FINANCIAL STATEMENTS
FOR THE YEAR ENDED 31 DECEMBER 2022**

Index to the Notes of the Financial Statements

Note 1	Summary of significant accounting policies
Note 2	Events after the reporting period
Note 3	Revenue and income
Note 4	Expenses
Note 5	Current assets
Note 6	Non-current assets
Note 7	Current liabilities
Note 8	Provisions
Note 9	Cash flow
Note 10	Contingent liabilities, assets and commitments
Note 11	Related party disclosures
Note 12	Remuneration of auditors
Note 13	Financial instruments
Note 14	Fair value measurements
Note 15	Section 272 <i>Fair Work (Registered Organisations) Act 2009</i>
Note 16	Branch details
Note 17	Segment information
Note 18	Donations, Fundraising and Support Fund

**COMMUNICATIONS, ELECTRICAL, ELECTRONIC, ENERGY, INFORMATION, POSTAL,
PLUMBING AND ALLIED SERVICES UNION OF AUSTRALIA – ELECTRICAL, ENERGY AND
SERVICES DIVISION – TASMANIA BRANCH**

**NOTES TO THE FINANCIAL STATEMENTS
FOR THE YEAR ENDED 31 DECEMBER 2022**

Note 1 Summary of significant accounting policies

1.1 Basis of preparation of the financial statements

The financial statements are general purpose financial statements and have been prepared in accordance with Australian Accounting Standards and Interpretations issued by the Australian Accounting Standards Board (AASB) that apply for the reporting period, and the *Fair Work (Registered Organisation) Act 2009*. For the purpose of preparing the general purpose financial statements, the Communications, Electrical, Electronic, Energy, Information, Postal, Plumbing and Allied Services Union of Australia – Electrical, Energy and Services Division – Tasmania Branch (the Branch) is a not-for-profit entity.

The financial statements, except for the cash flow information, have been prepared on an accruals basis and are based on historical costs, modified, where applicable by the measurement at fair value of selected non-current assets, financial assets and financial liabilities. The amounts presented in the financial statements are in Australian dollars and have been rounded to the nearest dollar.

1.2 Comparative amounts

When required by Accounting Standards, comparative figures have been adjusted to conform to changes in presentation for the current financial year.

1.3 Significant accounting judgements and estimates

The following accounting assumptions or estimates have been identified that have a significant risk of causing a material adjustment to the carrying amounts of assets and liabilities within the next reporting period.

Key Estimates

Impairment – general

The Branch assesses impairment at each reporting period by evaluation of conditions and events specific to the Branch that may be indicative of impairment triggers. Recoverable amounts of relevant assets are assessed using value-in-use calculations which incorporate various key assumptions.

No impairment has been recognised in respect of the current year.

Key Judgements

Useful lives of plant and equipment

Plant and equipment are depreciated over the useful life of the asset and the depreciation rates are assessed when the asset are acquired or when there is a significant change that affects the remaining useful life of the asset.

**COMMUNICATIONS, ELECTRICAL, ELECTRONIC, ENERGY, INFORMATION, POSTAL,
PLUMBING AND ALLIED SERVICES UNION OF AUSTRALIA – ELECTRICAL, ENERGY AND
SERVICES DIVISION – TASMANIA BRANCH**

**NOTES TO THE FINANCIAL STATEMENTS (CONTINUED)
FOR THE YEAR ENDED 31 DECEMBER 2022**

Note 1 Summary of significant accounting policies (Continued)

1.3 Significant accounting judgements and estimates (Continued)

Key Judgements (Continued)

Provision for impairment of receivables

The value of the provision for impairment of receivables is estimated by considering the ageing of receivables, communication with the debtors and prior history.

On-cost for employee entitlement provision

The Branch revised its estimate for on-costs for employee provision during the year to include superannuation, workers compensation and payroll tax.

1.4 New Australian Accounting Standards

Adoption of New Australian Accounting Standard requirements

New accounting standards and amendments applied for the first time for this annual reporting period commencing 1 January 2022 did not have any impact on the amounts recognised in the current or prior periods and are not expected to significantly affect future periods.

Future Australian Accounting Standards Requirements

At the date of authorisation of these financial statements, several new, but not yet effective, Standards and amendments to existing Standards, and Interpretations have been published by the Australian Accounting Standards Board (AASB). None of these Standards or amendments to existing Standards have been adopted early by the Branch.

The Committee of Management anticipates that all relevant pronouncements will be adopted for the first period beginning on or after the effective date of the pronouncement. New Standards, amendments and Interpretations not adopted in the current year have not been disclosed as they are not expected to have a material impact on the Branch's financial statements.

**COMMUNICATIONS, ELECTRICAL, ELECTRONIC, ENERGY, INFORMATION, POSTAL,
PLUMBING AND ALLIED SERVICES UNION OF AUSTRALIA – ELECTRICAL, ENERGY AND
SERVICES DIVISION – TASMANIA BRANCH**

**NOTES TO THE FINANCIAL STATEMENTS (CONTINUED)
FOR THE YEAR ENDED 31 DECEMBER 2022**

Note 1 Summary of significant accounting policies (Continued)

1.5 Revenue

The Branch enters into various arrangements where it receives consideration from another party. These arrangements include consideration in the form of membership subscriptions, capitation fees, levies, grants, and donations.

The timing of recognition of these amounts as either revenue or income depends on the rights and obligations in those arrangements.

Revenue from contracts with customers

Where the Branch has a contract with a customer, the Branch recognises revenue when or as it transfers control of goods or services to the customer. The Branch accounts for an arrangement as a contract with a customer if the following criteria are met:

- the arrangement is enforceable; and
- the arrangement contains promises (that are also known as performance obligations) to transfer goods or services to the customer (or to other parties on behalf of the customer) that are sufficiently specific so that it can be determined when the performance obligation has been satisfied.

Membership subscriptions

For membership subscription arrangements that meet the criteria to be contracts with customers, revenue is recognised when the promised goods or services transfer to the customer as a member of the Branch.

If there is only one distinct membership service promised in the arrangement, the Branch recognises revenue as the membership service is provided, which is typically based on the passage of time over the subscription period to reflect the Branch's promise to stand ready to provide assistance and support to the member as required.

If there is more than one distinct good or service promised in the membership subscription, the Branch allocates the transaction price to each performance obligation based on the relative standalone selling prices of each promised good or service. In performing this allocation, standalone selling prices are estimated if there is no observable evidence of the price that the Branch charges for that good or service in a standalone sale. When a performance obligation is satisfied, which is either when the customer obtains control of the good (for example, books or clothing) or as the service transfers to the customer (for example, member services or training course), the Branch recognises revenue at the amount of the transaction price that was allocated to that performance obligation.

For member subscriptions paid annually in advance, the Branch has elected to apply the practical expedient to not adjust the transaction price for the effects of a significant financing component because the period from when the customer pays and the good or services will transfer to the customer will be one year or less.

**COMMUNICATIONS, ELECTRICAL, ELECTRONIC, ENERGY, INFORMATION, POSTAL,
PLUMBING AND ALLIED SERVICES UNION OF AUSTRALIA – ELECTRICAL, ENERGY AND
SERVICES DIVISION – TASMANIA BRANCH**

**NOTES TO THE FINANCIAL STATEMENTS (CONTINUED)
FOR THE YEAR ENDED 31 DECEMBER 2022**

Note 1 Summary of significant accounting policies (Continued)

1.5 Revenue (Continued)

When a member subsequently purchases additional goods or services from the Branch at their standalone selling price, the Branch accounts for those sales as a separate contract with a customer.

Income of the Branch as a Not-for-Profit Entity

Consideration is received by the Branch to enable the entity to further its objectives. The Branch recognises each of these amounts of consideration as income when the consideration is received (which is when the Branch obtains control of the cash) because, based on the rights and obligations in each arrangement:

- the arrangements do not meet the criteria to be contracts with customers because either the arrangement is unenforceable or lacks sufficiently specific promises to transfer goods or services to the customer; and
- the Branch's recognition of the cash contribution does not give to any related liabilities.

Gains from sale of assets

An item of property, plant and equipment is derecognised upon disposal (which is at the date the recipient obtains control) or when no future economic benefits are expected from its use or disposal. Any gain or loss arising on derecognition of the asset (calculated as the difference between the net disposal proceeds and the carrying amount of the asset) is included in the statement of profit or loss when the asset is derecognised.

Interest income

Interest revenue is recognised on an accrual basis using the effective interest method.

**COMMUNICATIONS, ELECTRICAL, ELECTRONIC, ENERGY, INFORMATION, POSTAL,
PLUMBING AND ALLIED SERVICES UNION OF AUSTRALIA – ELECTRICAL, ENERGY AND
SERVICES DIVISION – TASMANIA BRANCH**

**NOTES TO THE FINANCIAL STATEMENTS (CONTINUED)
FOR THE YEAR ENDED 31 DECEMBER 2022**

Note 1 Summary of significant accounting policies (Continued)

1.6 Capitation fees and levies

Capitation fees and levies are recognised on an accrual basis and recorded as a revenue and/or expense in the year to which it relates.

1.7 Employee benefits

A liability is recognised for benefits accruing to employees in respect of wages and salaries, annual leave, long service leave and termination benefits when it is probable that settlement will be required and they are capable of being measured reliably.

Liabilities for short-term employee benefits (as defined in AASB 119 *Employee Benefits*) and termination benefits which are expected to be settled within twelve months of the end of reporting period are measured at their nominal amounts. The nominal amount is calculated with regard to the rates expected to be paid on settlement of the liability.

Other long-term employee benefits which are expected to be settled beyond twelve months are measured as the present value of the estimated future cash outflows to be made by the reporting unit in respect of services provided by employees up to reporting date.

Payments to defined contribution retirement benefit plans are recognised as an expense when employees have rendered service entitling them to the contributions.

Provision is made for separation and redundancy benefit payments. The reporting unit recognises a provision for termination as part of a broader restructuring when it has developed a detailed formal plan for the terminations and has informed those employees affected that it will carry out the terminations. A provision for voluntary termination is recognised when the employee has accepted the offer of termination.

Under the rules of the Union, those employees who have undertaken 3 or more years of continuous service are entitled to have their Long Service Leave balance paid upon termination (on a pro-rata basis). The Branch does not have an unconditional right to deferred settlement (for those employees with greater than 3 or more consecutive years of service), resulting in Long Service Leave entitlements to be reported at reporting date as current liabilities.

**COMMUNICATIONS, ELECTRICAL, ELECTRONIC, ENERGY, INFORMATION, POSTAL,
PLUMBING AND ALLIED SERVICES UNION OF AUSTRALIA – ELECTRICAL, ENERGY AND
SERVICES DIVISION – TASMANIA BRANCH**

**NOTES TO THE FINANCIAL STATEMENTS (CONTINUED)
FOR THE YEAR ENDED 31 DECEMBER 2022**

Note 1 Summary of significant accounting policies (Continued)

1.8 Leases

For any leases entered into, the Branch considers whether a contract is, or contains a lease. A lease is defined as 'a contract, or part of a contract, that conveys the right to use an asset (the underlying asset) for a period of time in exchange for consideration'.

To apply this definition the Branch assesses whether the contract meets three key evaluations which are whether:

- The contract contains an identified asset, which is either explicitly identified in the contract or implicitly specified by being identified at the time the asset is made available to the Branch;
- The Branch has the right to obtain substantially all of the economic benefits from use of the identified asset throughout the period of use, considering its rights within the defined scope of the contract;
- The Branch has the right to direct the use of the identified asset throughout the period of use.
- The Branch assess whether it has the right to direct 'how and for what purpose' the asset is used throughout the period of use

Measurement and recognition of leases as a lessee

At lease commencement date, the Branch recognises a right-of-use asset and a lease liability on the balance sheet. The right-of-use asset is measured at cost, which is made up of the initial measurement of the lease liability, any initial direct costs incurred by the Branch, an estimate of any costs to dismantle and remove the asset at the end of the lease, and any lease payments made in advance of the lease commencement date (net of any incentives received).

The Branch depreciates the right-of-use assets on a straight-line basis from the lease commencement date to the earlier of the end of the useful life of the right-of-use asset or the end of the lease term. The Branch also assesses the right-of-use asset for impairment when such indicators exist. At the commencement date, the Branch measures the lease liability at the present value of the lease payments unpaid at that date, discounted using the interest rate implicit in the lease if that rate is readily available or the Branch's incremental borrowing rate.

Lease payments included in the measurement of the lease liability are made up of fixed payments (including in substance fixed), variable payments based on an index or rate, amounts expected to be payable under a residual value guarantee and payments arising from options reasonably certain to be exercised.

Subsequent to initial measurement, the liability will be reduced for payments made and increased for interest. It is remeasured to reflect any reassessment or modification, or if there are changes in in-substance fixed payments. When the lease liability is remeasured, the corresponding adjustment is reflected in the right-of-use asset, or profit and loss if the right-of-use asset is already reduced to zero.

The Branch has elected to account for short-term leases and leases of low-value assets using the practical expedients. Instead of recognising a right-of-use asset and lease liability, the payments in relation to these are recognised as an expense in profit or loss on a straight-line basis over the lease term. On the statement of financial position, right-of-use assets have been included in property, plant and equipment and lease liabilities have been included in trade and other payables.

**COMMUNICATIONS, ELECTRICAL, ELECTRONIC, ENERGY, INFORMATION, POSTAL,
PLUMBING AND ALLIED SERVICES UNION OF AUSTRALIA – ELECTRICAL, ENERGY AND
SERVICES DIVISION – TASMANIA BRANCH**

**NOTES TO THE FINANCIAL STATEMENTS (CONTINUED)
FOR THE YEAR ENDED 31 DECEMBER 2022**

Note 1 Summary of significant accounting policies (Continued)

1.9 Cash

Cash is recognised at its nominal amount. Cash and cash equivalents includes cash on hand, deposits held at call with bank, other short-term highly liquid investments with original maturity of 3 months or less that are readily convertible to known amounts of cash and subject to insignificant risk of changes in value and bank overdrafts. Bank overdrafts are shown within short-term borrowings in current liabilities on the statement of financial position.

1.10 Financial instruments

Financial assets and financial liabilities are recognised when the Branch becomes a party to the contractual provisions of the instrument.

1.11 Financial assets

Initial Recognition and Measurement

Financial assets are classified, at initial recognition, and subsequently measured at amortised cost, fair value through other comprehensive income (OCI), or fair value through profit or loss.

The classification of financial assets at initial recognition depends on the financial asset's contractual cash flow characteristics and the Branch's business model for managing them. With the exception of trade receivables that do not contain a significant financing component, the Branch initially measures a financial asset at its fair value plus, in the case of a financial asset not at fair value through profit or loss, transaction costs.

In order for a financial asset to be classified and measured at amortised cost or fair value through OCI, it needs to give rise to cash flows that are 'solely payments of principal and interest' (SPPI) on the principal amount outstanding. This assessment is referred to as the SPPI test and is performed at an instrument level.

The Branch's business model for managing financial assets refers to how it manages its financial assets in order to generate cash flows. The business model determines whether cash flows will result from collecting contractual cash flows, selling the financial assets, or both.

Purchases or sales of financial assets that require delivery of assets within a time frame established by regulation or convention in the market place (regular way trades) are recognised on the trade date, i.e., the date that the Branch commits to purchase or sell the asset.

**COMMUNICATIONS, ELECTRICAL, ELECTRONIC, ENERGY, INFORMATION, POSTAL,
PLUMBING AND ALLIED SERVICES UNION OF AUSTRALIA – ELECTRICAL, ENERGY AND
SERVICES DIVISION – TASMANIA BRANCH**

**NOTES TO THE FINANCIAL STATEMENTS (CONTINUED)
FOR THE YEAR ENDED 31 DECEMBER 2022**

Note 1 Summary of significant accounting policies (Continued)

1.11 Financial assets (Continued)

Subsequent measurement

For purposes of subsequent measurement, financial assets are classified in five categories:

- (Other) financial assets at amortised cost
- (Other) financial assets at fair value through other comprehensive income
- Investments in equity instruments designated at fair value through other comprehensive income
- (Other) financial assets at fair value through profit or loss
- (Other) financial assets designated at fair value through profit or loss.

Financial assets at amortised cost

The reporting unit measures financial assets at amortised cost if both of the following conditions are met:

- The financial asset is held within a business model with the objective to hold financial assets in order to collect contractual cash flows and
- The contractual terms of the financial asset give rise on specified dates to cash flows that are solely payments of principal and interest on the principal amount outstanding

Financial assets at amortised cost are subsequently measured using the effective interest (EIR) method and are subject to impairment. Gains and losses are recognised in profit or loss when the asset is derecognised, modified or impaired.

The Branch's financial assets at amortised cost includes trade receivables and loans to related parties.

Financial assets at fair value through profit or loss (including designated)

Financial assets at fair value through profit or loss include financial assets held for trading, financial assets designated upon initial recognition at fair value through profit or loss, or financial assets mandatorily required to be measured at fair value. Financial assets are classified as held for trading if they are acquired for the purpose of selling or repurchasing in the near term. Derivatives, including separated embedded derivatives, are also classified as held for trading unless they are designated as effective hedging instruments. Financial assets with cash flows that are not solely payments of principal and interest are classified and measured at fair value through profit or loss, irrespective of the business model. Notwithstanding the criteria for debt instruments to be classified at amortised cost or at fair value through OCI, as described above, debt instruments may be designated at fair value through profit or loss on initial recognition if doing so eliminates, or significantly reduces, an accounting mismatch.

Financial assets at fair value through profit or loss are carried in the statement of financial position at fair value with net changes in fair value recognised in profit or loss.

**COMMUNICATIONS, ELECTRICAL, ELECTRONIC, ENERGY, INFORMATION, POSTAL,
PLUMBING AND ALLIED SERVICES UNION OF AUSTRALIA – ELECTRICAL, ENERGY AND
SERVICES DIVISION – TASMANIA BRANCH**

**NOTES TO THE FINANCIAL STATEMENTS (CONTINUED)
FOR THE YEAR ENDED 31 DECEMBER 2022**

Note 1 Summary of significant accounting policies (Continued)

1.11 Financial assets (Continued)

Derecognition

A financial asset is derecognised when:

- The rights to receive cash flows from the asset have expired or
- The Branch has transferred its rights to receive cash flows from the asset or has assumed an obligation to pay the received cash flows in full without material delay to a third party under a 'pass-through' arrangement; and either:
 - a) the Branch has transferred substantially all the risks and rewards of the asset, or
 - b) the Branch has neither transferred nor retained substantially all the risks and rewards of the asset, but has transferred control of the asset.

When the Branch has transferred its rights to receive cash flows from an asset or has entered into a pass-through arrangement, it evaluates if, and to what extent, it has retained the risks and rewards of ownership.

When it has neither transferred nor retained substantially all of the risks and rewards of the asset, nor transferred control of the asset, the Branch continues to recognise the transferred asset to the extent of its continuing involvement together with associated liability.

Offsetting

Financial assets and financial liabilities are offset and the net amount is reported in the statement of financial position if there is a currently enforceable legal right to offset the recognised amounts and there is an intention to settle on a net basis, to realise the assets and settle the liabilities simultaneously.

Impairment

Expected credit losses

Receivables for goods and services, which have 30-day terms, are recognised at the nominal amounts due less any loss allowance due to expected credit losses at each reporting date. A provision matrix that is based on historical credit loss experience, adjusted for forward-looking factors specific to the debtors and the economic environment has been established.

**COMMUNICATIONS, ELECTRICAL, ELECTRONIC, ENERGY, INFORMATION, POSTAL,
PLUMBING AND ALLIED SERVICES UNION OF AUSTRALIA – ELECTRICAL, ENERGY AND
SERVICES DIVISION – TASMANIA BRANCH**

**NOTES TO THE FINANCIAL STATEMENTS (CONTINUED)
FOR THE YEAR ENDED 31 DECEMBER 2022**

Note 1 Summary of significant accounting policies (Continued)

1.11 Financial assets (Continued)

(i) Trade receivables

For trade receivables that do not have a significant financing component, the Branch applies a simplified approach in calculating expected credit losses (ECLs) which requires lifetime expected credit losses to be recognised from initial recognition of the receivables.

Therefore, the Branch does not track changes in credit risk, but instead recognises a loss allowance based on lifetime ECLs at each reporting date. The Branch has established a provision matrix that is based on its historical credit loss experience, adjusted for forward-looking factors specific to the debtors and the economic environment

(ii) Debt instruments other than trade receivables

For all debt instruments other than trade receivables and debt instruments not held at fair value through profit or loss, the Branch recognises an allowance for expected credit losses using the general approach. ECLs are based on the difference between the contractual cash flows due in accordance with the contract and all the cash flows that the Branch expects to receive, discounted at an approximation of the original effective interest rate.

ECLs are recognised in two stages:

- Where there has not been a significant increase in credit risk since initial recognition, ECLs are provided for credit losses from possible default events within the next 12-months (a 12-month ECL).
- Where there has been a significant increase in credit risk since initial recognition, a loss allowance is required for credit losses expected over the remaining life of the debt, irrespective of the timing of the default (a lifetime ECL).

The Branch considers a financial asset in default when contractual payments are 60 days past due. However, in certain cases, the Branch may also consider a financial asset to be in default when internal or external information indicates that the Branch is unlikely to receive the outstanding contractual amounts in full. A financial asset is written off when there is no reasonable expectation of recovering the contractual cash flows.

**COMMUNICATIONS, ELECTRICAL, ELECTRONIC, ENERGY, INFORMATION, POSTAL,
PLUMBING AND ALLIED SERVICES UNION OF AUSTRALIA – ELECTRICAL, ENERGY AND
SERVICES DIVISION – TASMANIA BRANCH**

**NOTES TO THE FINANCIAL STATEMENTS (CONTINUED)
FOR THE YEAR ENDED 31 DECEMBER 2022**

Note 1 Summary of significant accounting policies (Continued)

1.12 Financial liabilities

Financial liabilities are classified at initial recognition, at amortised cost unless or at fair value through profit or loss. All financial liabilities are recognised initially at fair value and, in the case of financial liabilities at amortised cost, net of directly attributable transaction costs.

Subsequent Measurement

Financial liabilities at fair value through profit or loss (including designated)

Financial liabilities at fair value through profit or loss include financial liabilities held for trading and financial liabilities designated upon initial recognition as at fair value through profit or loss.

Gains or losses on liabilities held for trading are recognised in profit or loss.

Financial liabilities designated upon initial recognition at fair value through profit or loss are designated at the initial date of recognition, and only if the criteria in AASB 9 are satisfied.

Financial liabilities at amortised cost

After initial recognition, trade payables and interest-bearing loans and borrowings are subsequently measured at amortised cost using the EIR method. Gains and losses are recognised in profit or loss when the liabilities are derecognised as well as through the EIR amortisation process.

Amortised cost is calculated by taking into account any discount or premium on acquisition and fees or costs that are an integral part of the EIR. The EIR amortisation is included as finance costs in profit or loss.

Derecognition

A financial liability is derecognised when the obligation under the liability is discharged or cancelled or expires. When an existing financial liability is replaced by another from the same lender on substantially different terms, or the terms of an existing liability are substantially modified, such an exchange or modification is treated as the derecognition of the original liability and the recognition of a new liability. The difference in the respective carrying amounts is recognised in profit or loss.

1.13 Contingent liabilities and contingent assets

Contingent liabilities and contingent assets are not recognised in the Statement of Financial Position but are reported in the relevant notes. They may arise from uncertainty as to the existence of a liability or asset or represent an existing liability or asset in respect of which the amount cannot be reliably measured. Contingent assets are disclosed when settlement is probable but not virtually certain, and contingent liabilities are disclosed when settlement is greater than remote.

**COMMUNICATIONS, ELECTRICAL, ELECTRONIC, ENERGY, INFORMATION, POSTAL,
PLUMBING AND ALLIED SERVICES UNION OF AUSTRALIA – ELECTRICAL, ENERGY AND
SERVICES DIVISION – TASMANIA BRANCH**

**NOTES TO THE FINANCIAL STATEMENTS (CONTINUED)
FOR THE YEAR ENDED 31 DECEMBER 2022**

Note 1 Summary of significant accounting policies (Continued)

1.14 Liabilities relating to contracts with customers

Contract liabilities

A contract liability is recognised if a payment is received or a payment is due (whichever is earlier) from a customer before the Branch transfers the related goods or services. Contract liabilities include deferred income. Contract liabilities are recognised as revenue when the Branch performs under the contract (i.e., transfers control of the related goods or services to the customer).

Refund liabilities

A refund liability is recognised for the obligation to refund some or all of the consideration received (or receivable) from a customer. The Branch refund liabilities arise from customers' right of return. The liability is measured at the amount the Branch ultimately expects it will have to return to the customer. The Branch updates its estimates of refund liabilities (and the corresponding change in the transaction price) at the end of each reporting period.

**COMMUNICATIONS, ELECTRICAL, ELECTRONIC, ENERGY, INFORMATION, POSTAL,
PLUMBING AND ALLIED SERVICES UNION OF AUSTRALIA – ELECTRICAL, ENERGY AND
SERVICES DIVISION – TASMANIA BRANCH**

**NOTES TO THE FINANCIAL STATEMENTS (CONTINUED)
FOR THE YEAR ENDED 31 DECEMBER 2022**

Note 1 Summary of significant accounting policies (Continued)

1.15 Plant and Equipment

Asset Recognition Threshold

Purchases of land, buildings, plant and equipment and motor vehicles are recognised initially at cost in the Statement of Financial Position. The initial cost of an asset includes an estimate of the cost of dismantling and removing the item and restoring the site on which it is located.

property

Freehold land and buildings are measured on the cost basis and therefore carried at cost less accumulated depreciation and any impairment losses in the event that the carrying amount of the land and buildings are greater than the estimated recoverable amount, the carrying amount is written down immediately to the estimated reversible amount and impairment losses are recognised either in profit or loss.

Plant and equipment

Plant and equipment are measured on the cost basis less depreciation and impairment losses.

The carrying amount of plant and equipment is reviewed annually by the Branch Executive to ensure it is not in excess of the recoverable amount from those assets. The recoverable amount is assessed on the basis of the expected net cash flows, which will be received from the assets employment and subsequent disposal. The expected net cash flows have been discounted to present values in determining recoverable amounts.

Subsequent costs are included in the asset's carrying amount or recognised as a separate asset, as appropriate, only when it is probable that future economic benefits associated with that item will flow to the Branch and the costs of the item can be measured reliably. All other repairs and maintenance are charged to the statement of comprehensive income during the financial period in which they are incurred.

Depreciation

Depreciable plant and equipment assets are written-off to their estimated residual values over their estimated useful life using, in all cases, the straight line method of depreciation. Depreciation rates (useful lives), residual values and methods are reviewed at each reporting date and necessary adjustments are recognised in the current, or current and future reporting periods, as appropriate.

**COMMUNICATIONS, ELECTRICAL, ELECTRONIC, ENERGY, INFORMATION, POSTAL,
PLUMBING AND ALLIED SERVICES UNION OF AUSTRALIA – ELECTRICAL, ENERGY AND
SERVICES DIVISION – TASMANIA BRANCH**

**NOTES TO THE FINANCIAL STATEMENTS (CONTINUED)
FOR THE YEAR ENDED 31 DECEMBER 2022**

Note 1 Summary of significant accounting policies (Continued)

1.15 Plant and Equipment (Continued)

Depreciation rates applying to each class of depreciable asset are based on the following useful lives:

	2022	2021
Buildings	40 years	40 years
Office equipment	2 -3 years	2 -3 years
Motor vehicles	3 years	3 years

Derecognition

An item of plant and equipment is derecognised upon disposal or when no future economic benefits are expected from its use or disposal. Any gain or loss arising on the disposal or retirement of an item of property, plant and equipment is determined as the difference between the sales proceeds and the carrying amount of the asset and is recognised in the profit and loss.

1.16 Impairment of non-financial assets

At the end of each reporting period, the Branch assesses whether there is any indication that an asset may be impaired. The assessment will include considering external sources of information and internal sources of information, including dividends received from subsidiaries, associates or joint ventures deemed to be out of pre-acquisition profits. If such an indication exists, an impairment test is carried out on the asset by comparing the recoverable amount of the asset, being the higher of the asset's fair value less costs of disposal and value in use, to the asset's carrying amount. Any excess of the asset's carrying amount over its recoverable amount is recognised immediately in profit or loss, unless the asset is carried at a revalued amount in accordance with another Standard (e.g. in accordance with the revaluation model in AASB 116: Property, Plant and Equipment). Any impairment loss of a revalued asset is treated as a revaluation decrease in accordance with that other Standard.

Where it is not possible to estimate the recoverable amount of an individual asset, the Branch estimates the recoverable amount of the cash-generating unit to which the asset belongs.

Impairment testing is performed annually for goodwill, intangible assets with indefinite lives and intangible assets not yet available for use.

When an impairment loss subsequently reverses, the carrying amount of the asset (or cash-generating unit) is increased to the revised estimate of its recoverable amount, but so that the increased carrying amount does not exceed the carrying amount that would have been determined had no impairment loss been recognised for the asset (or cash-generating unit) in prior years. A reversal of an impairment loss is recognised immediately in profit or loss, unless the relevant asset is carried at a revalued amount, in which case the reversal of the impairment loss is treated as a revaluation increase.

**COMMUNICATIONS, ELECTRICAL, ELECTRONIC, ENERGY, INFORMATION, POSTAL,
PLUMBING AND ALLIED SERVICES UNION OF AUSTRALIA – ELECTRICAL, ENERGY AND
SERVICES DIVISION – TASMANIA BRANCH**

**NOTES TO THE FINANCIAL STATEMENTS (CONTINUED)
FOR THE YEAR ENDED 31 DECEMBER 2022**

Note 1 Summary of significant accounting policies (Continued)

1.17 Taxation

The Branch is exempt from income tax under section 50.1 of the *Income Tax Assessment Act 1997* however still has obligation for Fringe Benefits Tax (FBT) and the Goods and Services Tax (GST).

Revenues, expenses and assets are recognised net of GST except:

- where the amount of GST incurred is not recoverable from the Australian Taxation Office; and
- for receivables and payables.

The net amount of GST recoverable from, or payable to, the taxation authority is included as part of receivables or payables.

Cash flows are included in the statement of cash flows on a gross basis. The GST component of cash flows arising from investing and financing activities which is recoverable from, or payable to, the Australian Taxation Office is classified within operating cash flows.

1.18 Fair value measurement

The Branch measures financial instruments, such as, financial asset as at fair value through the profit and loss, available for sale financial assets, and non-financial assets such as land and buildings and investment properties, at fair value at each balance sheet date. Also, fair values of financial instruments measured at amortised cost are disclosed in Note 15.

Fair value is the price that would be received to sell an asset or paid to transfer a liability in an orderly transaction between market participants at the measurement date. The fair value measurement is based on the presumption that the transaction to sell the asset or transfer the liability takes place either:

- In the principal market for the asset or liability, or
- In the absence of a principal market, in the most advantageous market for the asset or liability

The principal or the most advantageous market must be accessible by the Branch. The fair value of an asset or a liability is measured using the assumptions that market participants would use when pricing the asset or liability, assuming that market participants act in their economic best interest.

A fair value measurement of a non-financial asset takes into account a market participant's ability to generate economic benefits by using the asset in its highest and best use or by selling it to another market participant that would use the asset in its highest and best use.

The Branch uses valuation techniques that are appropriate in the circumstances and for which sufficient data are available to measure fair value, maximising the use of relevant observable inputs and minimising the use of unobservable inputs.

**COMMUNICATIONS, ELECTRICAL, ELECTRONIC, ENERGY, INFORMATION, POSTAL,
PLUMBING AND ALLIED SERVICES UNION OF AUSTRALIA – ELECTRICAL, ENERGY AND
SERVICES DIVISION – TASMANIA BRANCH**

**NOTES TO THE FINANCIAL STATEMENTS (CONTINUED)
FOR THE YEAR ENDED 31 DECEMBER 2022**

Note 1 Summary of significant accounting policies (Continued)

1.18 Fair value measurement (continued)

All assets and liabilities for which fair value is measured or disclosed in the financial statements are categorised within the fair value hierarchy, described as follows, based on the lowest level input that is significant to the fair value measurement as a whole:

- Level 1—Quoted (unadjusted) market prices in active markets for identical assets or liabilities
- Level 2—Valuation techniques for which the lowest level input that is significant to the fair value measurement is directly or indirectly observable
- Level 3—Valuation techniques for which the lowest level input that is significant to the fair value measurement is unobservable

For assets and liabilities that are recognised in the financial statements on a recurring basis, the Branch determines whether transfers have occurred between Levels in the hierarchy by re-assessing categorisation (based on the lowest level input that is significant to the fair value measurement as a whole) at the end of each reporting period.

External valuers are involved for valuation of significant assets, such as land and buildings and investment properties. Selection criteria include market knowledge, reputation, independence and whether professional standards are maintained. For the purpose of fair value disclosures, the Branch has determined classes of assets and liabilities on the basis of the nature, characteristics and risks of the asset or liability and the level of the fair value hierarchy.

**COMMUNICATIONS, ELECTRICAL, ELECTRONIC, ENERGY, INFORMATION, POSTAL,
PLUMBING AND ALLIED SERVICES UNION OF AUSTRALIA – ELECTRICAL, ENERGY AND
SERVICES DIVISION – TASMANIA BRANCH**

**NOTES TO THE FINANCIAL STATEMENTS (CONTINUED)
FOR THE YEAR ENDED 31 DECEMBER 2022**

Note 2 Events after the reporting period

As detailed at Note 5C – Non-current assets held for sale, the Branch has placed the land and buildings located at 105 New Town Road, New Town up for sale.

Apart from the above matter, there were no further events that occurred after 31 December 2022, and /or prior to the signing of the financial statements, that would affect the ongoing structure and financial activities of the Branch.

2022	2021
\$	\$

Note 3 Revenue and income

Disaggregation of revenue from contracts with customers

A disaggregation of the Branch's revenue by type of arrangements is provided on the face of the Statement of comprehensive income. The table below also sets out a disaggregation of revenue by type of customer.

Type of customer

Members	1,166,766	1,176,425
Total revenue from contracts with customers	1,166,766	1,176,425

Note 3A: Levies

DFS levy	56,241	43,713
Total commission income	56,241	43,713

Purpose of Levy

The Branch raises funds via a compulsory levy from members for a Donations, Fundraising and Support Fund (DFS Fund) to assist members who undertake industrial action at their workplace. The levy is to help members continue to provide for their families while not at work in fighting to improve their working conditions and rates.

**COMMUNICATIONS, ELECTRICAL, ELECTRONIC, ENERGY, INFORMATION, POSTAL,
PLUMBING AND ALLIED SERVICES UNION OF AUSTRALIA – ELECTRICAL, ENERGY AND
SERVICES DIVISION – TASMANIA BRANCH**

**NOTES TO THE FINANCIAL STATEMENTS (CONTINUED)
FOR THE YEAR ENDED 31 DECEMBER 2022**

	2022	2021
	\$	\$
Note 3 Revenue and income (continued)		
Note 3B: Interest		
Deposits	1,875	3,235
Total interest	<u>1,875</u>	<u>3,235</u>
Note 3C: Commission income		
Income protection commissions	195,815	160,722
Total commission income	<u>195,815</u>	<u>160,722</u>
Note 3D: Directors fees		
Directors fees	9,024	7,759
Total directors fees	<u>9,024</u>	<u>7,759</u>
The Branch Secretary sits on the TAS Build Board, with all applicable director fees being paid directly to the Branch.		
Note 3E: Sponsorship income		
Sponsorship income	11,818	34,091
Total sponsorship income	<u>11,818</u>	<u>34,091</u>
Note 3F: Other revenue		
Merchandise income	554	132
Legal fee recoveries	25,000	29,398
Total other revenue	<u>25,554</u>	<u>29,530</u>

**COMMUNICATIONS, ELECTRICAL, ELECTRONIC, ENERGY, INFORMATION, POSTAL,
PLUMBING AND ALLIED SERVICES UNION OF AUSTRALIA – ELECTRICAL, ENERGY AND
SERVICES DIVISION – TASMANIA BRANCH**

**NOTES TO THE FINANCIAL STATEMENTS (CONTINUED)
FOR THE YEAR ENDED 31 DECEMBER 2022**

	2022	2021
	\$	\$
Note 4 Expenses		
Note 4A: Employee expenses		
Holders of office:		
Wages and salaries	193,749	114,174
Superannuation	35,653	22,581
Leave and other entitlements	26,830	15,815
Subtotal employee expenses holders of office	256,232	152,570
Employees other than office holders:		
Wages and salaries	421,850	474,758
Superannuation	77,275	72,863
Leave and other entitlements	60,900	89,481
Subtotal employee expenses employees other than office holders	560,025	637,102
Add: Payroll tax expense/ FBT expense	56,204	52,060
Total employee expenses	872,461	841,732
Note 4B: Sustentation fees		
CEPU – Electrical, Energy and Services Division	145,163	151,956
Total Sustentation fees	145,163	151,956

**COMMUNICATIONS, ELECTRICAL, ELECTRONIC, ENERGY, INFORMATION, POSTAL,
PLUMBING AND ALLIED SERVICES UNION OF AUSTRALIA – ELECTRICAL, ENERGY AND
SERVICES DIVISION – TASMANIA BRANCH**

**NOTES TO THE FINANCIAL STATEMENTS (CONTINUED)
FOR THE YEAR ENDED 31 DECEMBER 2022**

	2022	2021
	\$	\$
Note 4 Expenses (Continued)		
Note 4C: Affiliation fees		
Unions Tasmania		-
Australian Labor Party – Tasmania Branch	7,996	7,280
Total affiliation fees	<u>7,996</u>	<u>7,280</u>
Note 4D: Legal costs		
Litigation	21,121	13,104
Other legal matters	150	-
Total legal costs	<u>21,271</u>	<u>13,104</u>
Note 4E: Grants or donations		
Donations:		
Total paid that were \$1,000 or less	1,000	453
Total paid that exceeded \$1,000	65,629	14,546
Total grants or donations	<u>66,629</u>	<u>14,999</u>
Note 4F: Depreciation and amortisation		
Depreciation		
Buildings	12,973	12,727
Furniture, fittings and office equipment	928	1,484
Motor vehicles	21,251	36,829
Total depreciation	<u>35,152</u>	<u>51,040</u>
Amortisation expense	-	-
Total depreciation and amortisation	<u>35,152</u>	<u>51,040</u>

**COMMUNICATIONS, ELECTRICAL, ELECTRONIC, ENERGY, INFORMATION, POSTAL,
PLUMBING AND ALLIED SERVICES UNION OF AUSTRALIA – ELECTRICAL, ENERGY AND
SERVICES DIVISION – TASMANIA BRANCH**

**NOTES TO THE FINANCIAL STATEMENTS (CONTINUED)
FOR THE YEAR ENDED 31 DECEMBER 2022**

	2022	2021
	\$	\$
Note 4 Expenses (Continued)		
Note 4G: Finance costs		
Bank fees and charges	3,018	2,945
Interest expense	668	-
Total finance costs	3,686	2,945
Note 4H: Administration expense		
Insurance	28,284	25,637
Property expenses	18,720	17,453
Motor vehicle expenses	23,899	21,722
Subscriptions	27,486	27,558
Organiser expenses	39,738	27,496
Telephone and IT expenses	16,404	12,551
Stationery/ office equipment	10,866	9,668
Office expenses	24,390	23,546
Total administration expense	189,787	165,631
Note 4I: Conference and meetings expense		
Meetings expense	6,014	7,572
Branch conference	2,800	28,014
Delegates conference expense	25,712	5,162
Other conference/ meeting expenses	4,019	6,536
Total conference and meeting expense	38,545	47,284
Note 4J: Other operating expenses		
Levies – CEPU National Council	3,464	3,237
Merchandise purchases	23,905	13,283
DMT Fund payments	12,816	9,932
DSF Payments	24,660	81,240
Additional Support payments (members)	-	41,360
Other operating expenses	58,287	50,569
Total other operating expenses	123,132	199,621

Levies

The CEPU National Council issued a levy during the year to assist with funding its day to day operations.

**COMMUNICATIONS, ELECTRICAL, ELECTRONIC, ENERGY, INFORMATION, POSTAL,
PLUMBING AND ALLIED SERVICES UNION OF AUSTRALIA – ELECTRICAL, ENERGY AND
SERVICES DIVISION – TASMANIA BRANCH**

**NOTES TO THE FINANCIAL STATEMENTS (CONTINUED)
FOR THE YEAR ENDED 31 DECEMBER 2022**

	2022	2021
	\$	\$
Note 5		
Current Assets		
Note 5A: Cash and cash equivalents		
Cash at bank	785,675	179,225
Cash at bank – DMT/ EAP Fund	52,223	64,722
Cash at bank – DFS Fund account	96,942	98,709
Cash on hand	68	113
Term deposits	-	573,669
Total cash and cash equivalents	934,908	916,438
Note 5B: Trade and other receivables		
Receivables from other reporting units		
CEPU – Electrical, Energy and Services Division – Victoria Branch/ ETU Victoria	18,028	17,250
Receivables from other reporting units (net)	18,028	17,250
Other receivables:		
Other trade receivables	3,231	6,565
Less: Provision for doubtful debtors	-	-
Accrued interest	-	241
Accrued membership income	3,870	1,381
Total other receivables	7,101	8,187
Total trade and other receivables (net)	25,129	25,437
Note 5C: Other current assets		
Prepayments	15,841	12,804
Total other current assets	15,841	12,804
Note 5D: Non-current assets held for sale		
Land and buildings – 105 New Town Road, New Town	1,300,000	-
Total non-current assets held for sale	1,300,000	-

The Branch has placed the land and buildings at 105 New Town Road, New Town on market for sale. It is anticipated that the sale will occur before 30 June 2023 and its fair value of \$1,300,000 is the Committee of Management's best estimate based on current market conditions and an estimation of sales costs.

**COMMUNICATIONS, ELECTRICAL, ELECTRONIC, ENERGY, INFORMATION, POSTAL,
PLUMBING AND ALLIED SERVICES UNION OF AUSTRALIA – ELECTRICAL, ENERGY AND
SERVICES DIVISION – TASMANIA BRANCH**

**NOTES TO THE FINANCIAL STATEMENTS (CONTINUED)
FOR THE YEAR ENDED 31 DECEMBER 2022**

	2022	2021
	\$	\$
Note 6 Non-current assets		
Note 6A: Land and buildings		
Land:		
at valuation – 105 New Town Road, New Town	-	763,067
accumulated depreciation	-	(12,727)
Total Land	-	750,340

Reconciliation of Opening and Closing Balances of Land

As at 1 January		
Gross book value	763,067	745,000
Accumulated depreciation and impairment	(12,727)	-
Net book value 1 January	750,340	745,000
Additions:		
By purchase	1,449	18,067
By revaluation	561,184	-
By transfer to non-current assets held for sale	(1,300,000)	-
Depreciation expense	(12,973)	(12,727)
Disposals:		
By sale	-	-
Net book value 31 December	-	750,340
Net book value as of 31 December represented by:		
Gross book value	-	763,067
Accumulated depreciation and impairment	-	(12,727)
Net book value 31 December	-	750,340

**COMMUNICATIONS, ELECTRICAL, ELECTRONIC, ENERGY, INFORMATION, POSTAL,
PLUMBING AND ALLIED SERVICES UNION OF AUSTRALIA – ELECTRICAL, ENERGY AND
SERVICES DIVISION – TASMANIA BRANCH**

**NOTES TO THE FINANCIAL STATEMENTS (CONTINUED)
FOR THE YEAR ENDED 31 DECEMBER 2022**

	2022	2021
	\$	\$
Note 6B: Furniture, fittings and office equipment		
Furniture, fittings and office equipment:		
at cost	90,455	90,455
accumulated depreciation	(89,362)	(88,435)
Total Furniture, Fittings and Office Equipment	1,093	2,020

Reconciliation of Opening and Closing Balances of Furniture, Fittings and Office Equipment

As at 1 January		
Gross book value	90,455	90,455
Accumulated depreciation and impairment	(88,435)	(86,951)
Net book value 1 January	2,020	3,504
Additions:		
By purchase	-	-
Depreciation expense	(927)	(1,484)
Disposals:		
By sale	-	-
Net book value 31 December	1,093	2,020
Net book value as of 31 December represented by:		
Gross book value	90,455	90,455
Accumulated depreciation and impairment	(89,362)	(88,435)
Net book value 31 December	1,093	2,020

**COMMUNICATIONS, ELECTRICAL, ELECTRONIC, ENERGY, INFORMATION, POSTAL,
PLUMBING AND ALLIED SERVICES UNION OF AUSTRALIA – ELECTRICAL, ENERGY AND
SERVICES DIVISION – TASMANIA BRANCH**

**NOTES TO THE FINANCIAL STATEMENTS (CONTINUED)
FOR THE YEAR ENDED 31 DECEMBER 2022**

	2022	2021
	\$	\$
Note 6C: Motor vehicles		
Motor vehicles:		
at cost	190,747	189,837
accumulated depreciation	(141,337)	(120,086)
Total Motor Vehicles	49,410	69,751

Reconciliation of Opening and Closing Balances of Motor Vehicles

As at 1 January		
Gross book value	189,837	148,343
Accumulated depreciation and impairment	(120,086)	(83,257)
Net book value 1 January	69,751	65,086
Additions:		
By purchase	910	41,494
Depreciation expense	(21,251)	(36,829)
Disposals:		
By sale	-	-
Net book value 31 December	49,410	69,751
Net book value as of 31 December represented by:		
Gross book value	190,747	189,837
Accumulated depreciation and impairment	(141,337)	(120,086)
Net book value 31 December	49,410	69,751

**COMMUNICATIONS, ELECTRICAL, ELECTRONIC, ENERGY, INFORMATION, POSTAL,
PLUMBING AND ALLIED SERVICES UNION OF AUSTRALIA – ELECTRICAL, ENERGY AND
SERVICES DIVISION – TASMANIA BRANCH**

**NOTES TO THE FINANCIAL STATEMENTS (CONTINUED)
FOR THE YEAR ENDED 31 DECEMBER 2022**

	2022	2021
	\$	\$
Note 7 Current liabilities		
Note 7A: Trade payables		
Trade creditors and accrued expenses	27,026	12,697
Subtotal trade payables	<u>27,026</u>	<u>12,697</u>
Payables to other reporting units		
CEPU – Electrical, Energy and Services Division	91,215	5,753
Subtotal payables to other reporting units	<u>91,215</u>	<u>5,753</u>
Total trade payables	<u>118,241</u>	<u>18,450</u>

Settlement is usually made within 30 days.

Note 7B: Other payables

Credit card liabilities	4,867	5,217
Legal costs		
Litigation	-	2,172
Superannuation payable	4,123	-
FBT payable	-	1,271
PAYG payable	14,939	19,665
GST payable (net)	23,136	22,242
Total other payables	<u>47,065</u>	<u>50,567</u>

Total other payables are expected to be settled in:

No more than 12 months	47,065	50,567
More than 12 months	-	-
Total other payables	<u>47,065</u>	<u>50,567</u>

COMMUNICATIONS, ELECTRICAL, ELECTRONIC, ENERGY, INFORMATION, POSTAL,
 PLUMBING AND ALLIED SERVICES UNION OF AUSTRALIA – ELECTRICAL, ENERGY AND
 SERVICES DIVISION – TASMANIA BRANCH

NOTES TO THE FINANCIAL STATEMENTS (CONTINUED)
 FOR THE YEAR ENDED 31 DECEMBER 2022

	2022	2021
	\$	\$
Note 8		
Provisions		
Note 8A: Employee provisions		
Office Holders:		
Annual leave	13,980	3,175
Long service leave	6,112	-
<i>Subtotal employee provisions—office holders</i>	20,092	3,175
Employees other than office holders:		
Annual leave	59,575	62,731
Long service leave	26,404	34,449
<i>Subtotal employee provisions—employees other than office holders</i>	85,979	97,180
Total employee provisions	106,071	100,355
Current	106,071	97,204
Non-Current	-	3,151
<i>Total employee provisions</i>	106,071	100,355

**COMMUNICATIONS, ELECTRICAL, ELECTRONIC, ENERGY, INFORMATION, POSTAL,
PLUMBING AND ALLIED SERVICES UNION OF AUSTRALIA – ELECTRICAL, ENERGY AND
SERVICES DIVISION – TASMANIA BRANCH**

**NOTES TO THE FINANCIAL STATEMENTS (CONTINUED)
FOR THE YEAR ENDED 31 DECEMBER 2022**

	2022	2021
	\$	\$
Note 9 Cash flow		
Note 9A: Cash flow reconciliation		
Reconciliation of cash and cash equivalents as per Statement of Financial Position to Cash Flow Statement:		
Cash and cash equivalents as per:		
Cash flow statement	934,908	916,438
Statement of financial position	934,908	916,438
<i>Difference</i>	<u>-</u>	<u>-</u>
Reconciliation of deficit to net cash from operating activities:		
Deficit for the year	(113,598)	(66,503)
Adjustments for non-cash items		
Depreciation/ amortisation	35,152	51,040
Gain on disposal of property, plant and equipment	-	(25,456)
Changes in assets/ liabilities		
(Increase)/ decrease in net receivables	308	5,171
(Increase)/ decrease in other current assets	(3,037)	21
Increase/ (decrease) in trade and other payables	96,289	(10,770)
Increase/ (decrease) in provisions	5,716	1,259
Net cash provided by operating activities	<u>20,830</u>	<u>(45,238)</u>

**COMMUNICATIONS, ELECTRICAL, ELECTRONIC, ENERGY, INFORMATION, POSTAL,
PLUMBING AND ALLIED SERVICES UNION OF AUSTRALIA – ELECTRICAL, ENERGY AND
SERVICES DIVISION – TASMANIA BRANCH**

**NOTES TO THE FINANCIAL STATEMENTS (CONTINUED)
FOR THE YEAR ENDED 31 DECEMBER 2022**

	2022 \$	2021 \$
Note 9 Cash flow (Continued)		
Note 9B: Cash flow information		
Cash inflows from other reporting units		
CEPU – Electrical, Energy and Services Division (Victoria Branch)/ ETU Victoria	212,104	173,431
CEPU – Electrical Division	-	4,034
CEPU – Plumbing Division (Victoria Branch)	10,000	-
Total cash inflows	222,104	177,465
Cash outflows to other reporting units		
CEPU – National Council	3,810	(3,561)
CEPU – Electrical, Energy and Services Division	116,195	(193,705)
CEPU – Electrical, Energy and Services Division (South Australia Branch)	2,500	-
CEPU – Electrical, Energy and Services Division (Western Australia Branch)	5,000	-
Total cash outflows	127,505	(197,266)

Note: Cash flow information to/ from other reporting units disclosed include 10% GST on applicable transactions.

Note 9C: Credit standby arrangements and loan facilities

ANZ Mastercard Facility

Used facility	4,867	5,217
Unused facility	22,133	21,783
Total facility	27,000	27,000

ANZ Direct Debit Facility

Used facility	-	-
Unused facility	100,000	100,000
Total facility	100,000	100,000

Note 9D: Non-cash transactions

There have been no non-cash financing or investing activities during the year (2021: Nil).

**COMMUNICATIONS, ELECTRICAL, ELECTRONIC, ENERGY, INFORMATION, POSTAL,
PLUMBING AND ALLIED SERVICES UNION OF AUSTRALIA – ELECTRICAL, ENERGY AND
SERVICES DIVISION – TASMANIA BRANCH**

**NOTES TO THE FINANCIAL STATEMENTS (CONTINUED)
FOR THE YEAR ENDED 31 DECEMBER 2022**

Note 9 Cash flow (Continued)

	2022	2021
	\$	\$
Note 9D: Net debt reconciliation		
Cash and cash equivalents	934,908	916,438
Borrowings – repayable within one year	-	-
Borrowings – repayable after one year	-	-
Net debt	<u>934,908</u>	<u>916,438</u>

**Note 9E: Reconciliation of movements of liabilities to cash
flows arising from financing activities**

	Other Assets	Liabilities from financing activities		
	Cash assets	Borrowings – due within 1 year	Borrowings – due after 1 year	Total
Net debt at 1 January 2021	995,781	-	-	995,781
Cash flows	(79,343)	-	-	(79,343)
Net debt at 31 December 2021	916,438	-	-	916,438
Cash flows	18,470	-	-	18,470
Net debt at 31 December 2022	<u>934,908</u>	-	-	<u>934,908</u>

**COMMUNICATIONS, ELECTRICAL, ELECTRONIC, ENERGY, INFORMATION, POSTAL,
PLUMBING AND ALLIED SERVICES UNION OF AUSTRALIA – ELECTRICAL, ENERGY AND
SERVICES DIVISION – TASMANIA BRANCH**

**NOTES TO THE FINANCIAL STATEMENTS (CONTINUED)
FOR THE YEAR ENDED 31 DECEMBER 2022**

Note 10 Contingent liabilities, assets and commitments

Note 10A: Commitments and contingencies

Capital commitments

At 31 December 2022, the Branch did not have any capital commitments (2021: Nil).

Other contingent assets or liabilities (i.e. legal claims)

The Committee of Management of the Branch are not aware of any contingent assets or liabilities at 31 December 2022.

**COMMUNICATIONS, ELECTRICAL, ELECTRONIC, ENERGY, INFORMATION, POSTAL,
PLUMBING AND ALLIED SERVICES UNION OF AUSTRALIA – ELECTRICAL, ENERGY AND
SERVICES DIVISION – TASMANIA BRANCH**

**NOTES TO THE FINANCIAL STATEMENTS (CONTINUED)
FOR THE YEAR ENDED 31 DECEMBER 2022**

Note 11 Related party disclosures

**Note 11A: Related party transactions for the reporting period
Holders of office and related reporting units**

For financial reporting purposes, under the *Fair Work (Registered Organisations) Act 2009*, the Communications, Electrical, Electronic, Energy, Information, Postal, Plumbing and Allied Services Union of Australia is divided into the following separate reporting units (and deemed related parties):

CEPU National Council

Electrical Division

CEPU – Electrical, Energy and Services Division
CEPU – QLD Electrical Branch
CEPU – NSW Electrical Branch
CEPU – VIC Electrical Branch
CEPU – SA Electrical Branch
CEPU – WA Electrical Branch

Plumbing Division

CEPU – Plumbing Division
CEPU – QLD Plumbing Branch
CEPU – NSW Plumbing Branch
CEPU – VIC Plumbing Branch
CEPU – WA Plumbing Branch

Communications Division

CEPU – Communications Division
CEPU – QLD Communications Branch
CEPU – NSW Communications T&S Branch
CEPU – NSW Communications P&T Branch
CEPU – VIC Communications T&S Branch
CEPU – VIC Communications P&T Branch
CEPU – SA/ NT Communications Branch
CEPU – WA Communications Branch

**COMMUNICATIONS, ELECTRICAL, ELECTRONIC, ENERGY, INFORMATION, POSTAL,
PLUMBING AND ALLIED SERVICES UNION OF AUSTRALIA – ELECTRICAL, ENERGY AND
SERVICES DIVISION – TASMANIA BRANCH**

**NOTES TO THE FINANCIAL STATEMENTS (CONTINUED)
FOR THE YEAR ENDED 31 DECEMBER 2022**

Note 11 Related party disclosures (Continued)

**Note 11A: Related party transactions for the reporting period
Holders of office and related reporting units (Continued)**

	2022	2021
	\$	\$
The following table provides the total amount of transactions that have been entered into with related parties for the relevant year.		
Expenses paid to CEPU – National Council includes the following:		
Levies	3,464	3,237
Revenue received from CEPU –Electrical, Energy and Services Division includes the following:		
Reimbursement of travel expenses		3,667
Expenses paid to CEPU – Electrical, Energy and Services Division includes the following:		
Sustentation fees	145,163	151,956
Reimbursement of national journal costs	5,424	5,256
Reimbursement of travel expenses	12,160	2,365
Subscriptions/ research	13,551	10,535
IPC Contribution	6,765	-
Amounts owed to CEPU – Electrical, Energy and Services Division includes the following:		
Sustentation fees	76,877	-
Reimbursement of national journal costs	5,966	5,753
Reimbursement of travel expenses	8,372	-
Expenses paid to CEPU – Electrical, Energy and Services Division –SA Branch includes the following:		
Hardship donation	2,500	-
Expenses paid to CEPU – Electrical, Energy and Services Division –WA Branch includes the following:		
Hardship donation	5,000	-
Revenue received from CEPU –Plumbing Division – VIC Branch includes the following		
Donation	9,091	-

**COMMUNICATIONS, ELECTRICAL, ELECTRONIC, ENERGY, INFORMATION, POSTAL,
PLUMBING AND ALLIED SERVICES UNION OF AUSTRALIA – ELECTRICAL, ENERGY AND
SERVICES DIVISION – TASMANIA BRANCH**

**NOTES TO THE FINANCIAL STATEMENTS (CONTINUED)
FOR THE YEAR ENDED 31 DECEMBER 2022**

Note 11 Related party disclosures (Continued)

**Note 11A: Related party transactions for the reporting period
Holders of office and related reporting units (Continued)**

	2022	2021
	\$	\$
Revenue received from CEPU – Electrical, Energy and Services Division – VIC Branch/ ETU Victoria includes the following:		
Protect insurance commissions	193,528	159,911
Amounts owed by CEPU – Electrical, Energy and Services Division – VIC Branch/ ETU Victoria includes the following:		
Protect insurance commissions	18,028	17,250

Terms and conditions of transactions with related parties

The sales to and purchases from related parties are made on terms equivalent to those that prevail in arm's length transactions. Outstanding balances for sales and purchases at the year-end are unsecured and interest free and settlement occurs in cash. There have been no guarantees provided or received for any related party receivables or payables. For the year ended 31 December 2022, the Branch has not recorded any impairment of receivables relating to amounts owed by related parties and declared person or body (2021: Nil). This assessment is undertaken each financial year through examining the financial position of the related party and the market in which the related party operates.

**COMMUNICATIONS, ELECTRICAL, ELECTRONIC, ENERGY, INFORMATION, POSTAL,
PLUMBING AND ALLIED SERVICES UNION OF AUSTRALIA – ELECTRICAL, ENERGY AND
SERVICES DIVISION – TASMANIA BRANCH**

**NOTES TO THE FINANCIAL STATEMENTS (CONTINUED)
FOR THE YEAR ENDED 31 DECEMBER 2022**

Note 11 Related party disclosures (Continued)

**Note 11A: Related party transactions for the reporting period
Holders of office and related reporting units (Continued)**

	2022	2021
	\$	\$

Key Management Personnel

Key management personnel comprise those individuals who have the authority and responsibility for planning, directing and controlling the activities of the Branch. The Branch has determined key management personnel comprise of:

- Neil Gillham (Branch President)
- Michael Anderson (Branch Secretary)
- Amanda Coleman (Administration Officer + Committee of Management Member)
- All remaining members of the Committee of Management.

Note 11B: Key Management Personnel Remuneration for the Reporting Period

Short-term employee benefits

Salary (including annual leave taken)	218,359	136,755
Other	-	-
Total short-term employee benefits	218,359	136,755

Post-employment benefits:

Superannuation	35,653	15,815
Total post-employment benefits	35,653	15,815

Other long-term benefits:

Long-service leave	2,221	-
Total other long-term benefits	2,221	-

Termination benefits

	-	-
Total	256,233	152,570

No other transactions occurred during the year with elected officers, close family members or other related parties than those related to their membership or employment and on terms no more favourable than those applicable to any other member of employee.

**COMMUNICATIONS, ELECTRICAL, ELECTRONIC, ENERGY, INFORMATION, POSTAL,
PLUMBING AND ALLIED SERVICES UNION OF AUSTRALIA – ELECTRICAL, ENERGY AND
SERVICES DIVISION – TASMANIA BRANCH**

**NOTES TO THE FINANCIAL STATEMENTS (CONTINUED)
FOR THE YEAR ENDED 31 DECEMBER 2022**

	2022	2021
	\$	\$
Note 12 Remuneration of auditors and consultants		
Value of the services provided		
MGI Audit Pty Ltd and related entities		
Financial statement audit services	16,121	15,765
Other services	-	-
Total remuneration of auditors	<u>16,121</u>	<u>15,765</u>
Value of the services provided		
Sarah McCarthy & Associates		
Accounting and taxation services	13,598	7,950
Total remuneration of consultants	<u>13,598</u>	<u>7,950</u>
Total auditors and consultants remuneration	<u>29,719</u>	<u>23,715</u>

Note 13 Financial instruments

Financial risk management policy

The Committee of Management monitors the Branch's financial risk management policies and exposure and approves financial transactions entered into. It also reviews the effectiveness of internal controls relating to the counterparty credit risk, liquidity risk, market risk and interest rate risk. The Branch Committee of Management meets on a regular basis to review the financial exposure of the Branch.

(a) Credit risk

Exposure to credit risk relating to financial assets arises from the potential non-performance by counterparties of contract obligations that could lead to a financial loss of the Branch. The Branch does not have any material credit risk exposures as its major source of revenue is the receipt of membership income across a diversified membership base.

The maximum exposures to credit risk by class of recognised financial assets at the end of the reporting period is equivalent to the carrying value and classification of those financial assets (net of provisions) as presented in the statement of financial position.

The Branch has no significant concentration of credit risk with respect to any single counterparty or group of counterparties. The class of assets described as Trade and Other Receivables is considered to be the main source of credit risk related to the Branch.

On a geographical basis, the Branch's trade and other receivables are all based in Australia.

The following table details the Branch's trade and other receivables exposed to credit risk. Amounts are considered 'past due' when the debt has not been settled, within the terms and conditions agreed between the Branch and the customer or counterparty to the transaction. Receivables that are past due are assessed for impairment by ascertaining solvency of the debtors and are provided for where there are specific circumstances indicating that the debt may not be fully repaid to the Branch.

The balance of receivables that remain within initial trade terms (as detailed in the table) are considered to be of high credit quality.

**COMMUNICATIONS, ELECTRICAL, ELECTRONIC, ENERGY, INFORMATION, POSTAL,
PLUMBING AND ALLIED SERVICES UNION OF AUSTRALIA – ELECTRICAL, ENERGY AND
SERVICES DIVISION – TASMANIA BRANCH**

**NOTES TO THE FINANCIAL STATEMENTS (CONTINUED)
FOR THE YEAR ENDED 31 DECEMBER 2022**

Note 13 Financial instruments (Continued)

Ageing of financial assets that were past due but not impaired for 2022

	Within trading terms	0 to 30 days	31 to 60 days	61 to 90 days	90+ days	Total
	\$	\$	\$	\$	\$	\$
Trade and other receivables	7,101	-	-	-	-	7,101
Receivables from other reporting units	18,028	-	-	-	-	18,028
Total	25,129	-	-	-	-	25,129

Ageing of financial assets that were past due but not impaired for 2021

	Within trading terms	0 to 30 days	31 to 60 days	61 to 90 days	90+ days	Total
	\$	\$	\$	\$	\$	\$
Trade and other receivables	8,187	-	-	-	-	8,187
Receivables from other reporting units	17,250	-	-	-	-	17,250
Total	25,437	-	-	-	-	25,437

The Branch has no significant concentrations of credit risk exposure to any single counterparty or group of counterparties.

Credit risk related to balances with banks and other financial institutions is managed by the Committee of Management in accordance with approved policy. Such policy requires that surplus funds are only invested with counterparties with a strong reputation and backed by the Commonwealth Government's bank guarantee. At 31 December 2022, all funds were held by financial institutions backed by the Commonwealth Government's bank guarantee.

Collateral held as security

The Branch does not hold collateral with respect to its receivables at 31 December 2022 (2021: Nil).

**COMMUNICATIONS, ELECTRICAL, ELECTRONIC, ENERGY, INFORMATION, POSTAL,
PLUMBING AND ALLIED SERVICES UNION OF AUSTRALIA – ELECTRICAL, ENERGY AND
SERVICES DIVISION – TASMANIA BRANCH**

**NOTES TO THE FINANCIAL STATEMENTS (CONTINUED)
FOR THE YEAR ENDED 31 DECEMBER 2022**

Note 13 Financial instruments (Continued)

(b) Liquidity risk

Liquidity risk arises from the possibility that the Branch might encounter difficulty in settling its debts or otherwise meeting its obligations in relation to financial liabilities. The Branch manages this risk through the following mechanisms:

- preparing forward looking cash flow estimates;
- maintaining a reputable credit profile;
- managing credit risk related to financial assets;
- only investing surplus cash with major financial institutions; and
- comparing the maturity profile of financial liabilities with the realisation profile of financial assets.

The tables below reflect an undiscounted contractual maturity analysis for non-derivative financial liabilities. The Branch does not hold directly any derivative financial liabilities.

Cash flows realised from financial assets reflect management's expectation as to the timing of realisation. Actual timing may therefore differ from that disclosed. The timing of cash flows presented in the table to settle financial liabilities reflects the earliest contractual settlement dates

Financial instrument composition and maturity analysis

	Within 1 Year		1 to 5 Years		Over 5 Years		Total	
	2022	2021	2022	2021	2022	2021	2022	2021
	\$	\$	\$	\$	\$	\$	\$	\$
Financial liabilities due for payment								
Trade payables	118,241	18,450	-	-	-	-	118,241	18,450
Other payables	47,065	50,567	-	-	-	-	47,065	50,567
Total expected outflows	165,306	69,017	-	-	-	-	165,306	69,017
Financial assets – cash flow receivable								
Cash and cash equivalents	934,908	916,438	-	-	-	-	934,908	916,438
Trade and other receivables	25,129	25,437	-	-	-	-	25,129	25,437
Total anticipated inflows	960,037	941,875	-	-	-	-	960,037	941,875
Net inflow on financial instruments	794,731	872,858	-	-	-	-	794,731	872,858

**COMMUNICATIONS, ELECTRICAL, ELECTRONIC, ENERGY, INFORMATION, POSTAL,
PLUMBING AND ALLIED SERVICES UNION OF AUSTRALIA – ELECTRICAL, ENERGY AND
SERVICES DIVISION – TASMANIA BRANCH**

**NOTES TO THE FINANCIAL STATEMENTS (CONTINUED)
FOR THE YEAR ENDED 31 DECEMBER 2022**

Note 13 Financial instruments (Continued)

(c) Market risk

i. Interest rate risk

Exposure to interest rate risk arises on financial assets and financial liabilities recognised at the end of the reporting period whereby a future change in interest rates will affect future cash flows or the fair value of fixed rate financial instruments. The Branch is also exposed to earnings volatility on floating rate instruments.

Interest rate risk is managed using a mix of fixed and floating financial instruments. The effective interest rate expenditure to interest rate financial instruments are as follows:

	Weighted Average Effective Interest Rate			
	2022	2021	2022	2021
	%	%	\$	\$
Floating rate instruments				
Cash and cash equivalents	0.01	0.32	934,908	916,438

The Branch has performed a sensitivity analysis relating to its exposure to interest rate risk at balance date. This sensitivity analysis demonstrates the effect on the current year results and equity which could result from a change in this risk.

Sensitivity Analysis

The following table illustrates sensitivities to the Branch's exposures to changes in interest rates and equity prices. The table indicates the impact of how profit and equity values reported at the end of the reporting period would have been affected by changes in the relevant risk variable that management considers to be reasonably possible.

These sensitivities assume that the movement in a particular variable is independent of other variables.

	Profit	Equity
	\$	\$
Year ended 31 December 2022		
+1% in interest rates	9,348	9,348
-1% in interest rates	(117)	(117)
Year ended 31 December 2021		
+1% in interest rates	7,684	7,684
-1% in interest rates	(2,887)	(2,887)

No sensitivity analysis has been performed on foreign exchange risk as the Branch has no material direct exposures to currency risk. There have been no changes in any of the assumptions used to prepare the above sensitivity analysis from the prior year.

There have been no changes in any of the assumptions used to prepare the above sensitivity analysis from the prior year

**COMMUNICATIONS, ELECTRICAL, ELECTRONIC, ENERGY, INFORMATION, POSTAL,
PLUMBING AND ALLIED SERVICES UNION OF AUSTRALIA – ELECTRICAL, ENERGY AND
SERVICES DIVISION – TASMANIA BRANCH**

**NOTES TO THE FINANCIAL STATEMENTS (CONTINUED)
FOR THE YEAR ENDED 31 DECEMBER 2022**

Note 13 Financial instruments (Continued)

(c) Market Risk (continued)

- ii. Foreign exchange risk
The Branch is not exposed to direct fluctuations in foreign currencies.

- iii. Price risk
The Branch is not exposed to any material commodity price risk.

Note 14 Fair value measurements

Fair Values

Fair value estimation

The fair values of financial assets and liabilities are presented in the following table and can be compared to their carrying values as presented in the statement of financial position. Fair value is the amount at which an asset could be exchanged, or a liability settled, between knowledgeable, willing parties at an arm's length transaction.

Fair value may be based on information that is estimated or subject to judgment, where changes in assumptions may have a material impact on the amounts estimated. Areas of judgement and the assumptions have been detailed below. Where possible, valuation information used to calculate fair values is extracted from the market, with more reliable information available from markets that are actively traded.

In this regard, fair values for listed securities are obtained from quoted market bid prices. Where securities are unlisted and no market quotes are available, fair value is obtained using discounted cash flow analysis and other valuation techniques commonly used by market participants.

Differences between fair values and carrying amounts of financial instruments with fixed interest rates are due to the change in discount rates being applied by the market since their initial recognition by the Branch. Most of these instruments, which are carried at amortised cost (i.e. accounts receivable), are to be held until maturity and therefore the fair value figures calculated bear little relevance to the Branch.

**COMMUNICATIONS, ELECTRICAL, ELECTRONIC, ENERGY, INFORMATION, POSTAL,
PLUMBING AND ALLIED SERVICES UNION OF AUSTRALIA – ELECTRICAL, ENERGY AND
SERVICES DIVISION – TASMANIA BRANCH**

**NOTES TO THE FINANCIAL STATEMENTS (CONTINUED)
FOR THE YEAR ENDED 31 DECEMBER 2022**

Note 14 Fair value measurements (Continued)

The following table contains the carrying amounts and related fair values for the Branch's financial assets and liabilities:

	Footnote	2022		2021	
		Carrying value	Fair value	Carrying value	Fair value
		\$	\$	\$	\$
Financial assets					
Cash and cash equivalents	(i)	934,908	934,908	916,438	916,438
Accounts receivable and other debtors	(i)	25,129	25,129	25,437	25,437
Total financial assets		960,037	960,037	941,875	941,875
Financial liabilities					
Trade payables	(i)	118,241	118,241	18,450	18,450
Other payables	(i)	47,065	47,065	50,567	50,567
Total financial liabilities		165,306	165,306	69,017	69,017

The fair values disclosed in the above table have been determined based on the following methodologies:

- (i) Cash and cash equivalents, accounts receivable and other debtors and accounts payable and other payables are short-term instruments in nature whose carrying value is equivalent to fair value. Trade and other payables exclude amounts provided for annual leave, which is outside the scope of AASB 139.

Fair value hierarchy

AASB 13: Fair Value Measurement requires the disclosure of fair value information by level of the fair value hierarchy, which categories fair value measurement into one of the three possible levels based on the lowest level that an input that is significant to the measurement can be categorised into as follows:

Level 1

Measurements based on quoted prices (unadjusted) in active markets for identical assets or liabilities that the entity can access at the measurement date.

Level 2

Measurements based on inputs other than quoted prices included in Level 1 that are observable for the asset of liability, either directly or indirectly.

**COMMUNICATIONS, ELECTRICAL, ELECTRONIC, ENERGY, INFORMATION, POSTAL,
PLUMBING AND ALLIED SERVICES UNION OF AUSTRALIA – ELECTRICAL, ENERGY AND
SERVICES DIVISION – TASMANIA BRANCH**

**NOTES TO THE FINANCIAL STATEMENTS (CONTINUED)
FOR THE YEAR ENDED 31 DECEMBER 2022**

Note 14 Fair value measurements (Continued)

Fair value hierarchy (Continued)

Level 3

Measurements based on unobservable inputs for the asset or liability.

The fair values of assets and liabilities that are not traded in an active market are determined using one or more valuation techniques. These valuation techniques maximise, to the extent possible, the use of observable market data. If all significant inputs required to measure fair value are observable, the asset or liability is included in Level 2. If one or more significant inputs are not based on observable market data, the asset or liability is included in Level 3.

The following tables provide an analysis of financial and non-financial assets and liabilities that are measured at fair value, by fair value hierarchy.

Fair value hierarchy – 31 December 2022

	Note	Date of Valuation \$	Level 1 \$	Level 2 \$	Level 3 \$
Assets measured at fair value					
Land and Buildings – 105 New Town Road, New Town	5C	31 Dec 2022	1,300,000	-	-
Total			1,300,000	-	

The Branch does not have any other assets or liabilities that are recorded using a fair value technique.

Fair value hierarchy – 31 December 2021

	Note	Date of Valuation \$	Level 1 \$	Level 2 \$	Level 3 \$
Assets measured at fair value					
Land and Buildings – 105 New Town Road, New Town	6A & 6B	31 Dec 2020	-	-	745,000
Total			-	-	745,000

The Branch does not have any other assets or liabilities that are recorded using a fair value technique.

**COMMUNICATIONS, ELECTRICAL, ELECTRONIC, ENERGY, INFORMATION, POSTAL,
PLUMBING AND ALLIED SERVICES UNION OF AUSTRALIA – ELECTRICAL, ENERGY AND
SERVICES DIVISION – TASMANIA BRANCH**

**NOTES TO THE FINANCIAL STATEMENTS (CONTINUED)
FOR THE YEAR ENDED 31 DECEMBER 2022**

Note 15 Section 272 Fair Work (Registered Organisations) Act 2009

In accordance with the requirements of the *Fair Work (Registered Organisations) Act 2009*, the attention of members is drawn to the provisions of subsections (1) to (3) of section 272, which reads as follows:

Information to be provided to members or Commission:

- (1) A member of a reporting unit, or the Commissioner, may apply to the reporting unit for specified prescribed information in relation to the reporting unit to be made available to the person making the application.
- (2) The application must be in writing and must specify the period within which, and the manner in which, the information is to be made available. The period must not be less than 14 days after the application is given to the reporting unit.
- (3) A reporting unit must comply with an application made under subsection (1).

Note 16 Branch details

The registered office of the Branch is:

CEPU – Electrical Division – Tasmania Branch
105 New Town Road
NEW TOWN TAS 7008

Note 17 Segment information

The Branch operates solely in one reporting business segment being the provision of trade union services.

The Branch operates from one reportable geographical segment being the state of Tasmania.

**COMMUNICATIONS, ELECTRICAL, ELECTRONIC, ENERGY, INFORMATION, POSTAL,
PLUMBING AND ALLIED SERVICES UNION OF AUSTRALIA – ELECTRICAL, ENERGY AND
SERVICES DIVISION – TASMANIA BRANCH**

**NOTES TO THE FINANCIAL STATEMENTS (CONTINUED)
FOR THE YEAR ENDED 31 DECEMBER 2022**

	2022	2021
	\$	\$

Note 18 Donations, fundraising and support fund

The Branch created a Donations, Fundraising and Support Fund during the year. Members are charged a compulsory levy of 50 cents/ week to support the fund that allows in times of prolonged industrial dispute the access the fund. The fund can only be accessed upon members being either locked out of their workplace or on protected industrial action with funding capped based on the amount of funds raised through the levy.

During the year the following transactions occurred:

Opening balance – 1 January	98,709	46,053
Add:		
Receipts from members (via compulsory levies)	56,241	48,084
Donations and other receipts from members and supporters	-	17,145
Legal recoveries	27,500	-
Interest income	412	27
Less:		
Payments made during the year	(85,920)	(12,600)
Closing balance – 31 December	96,942	98,709

Note: The above transactions include any applicable GST


**COMMUNICATIONS, ELECTRICAL, ELECTRONIC, ENERGY, INFORMATION, POSTAL,
PLUMBING AND ALLIED SERVICES UNION OF AUSTRALIA – ELECTRICAL, ENERGY AND
SERVICES DIVISION – TASMANIA BRANCH**

OFFICER DECLARATION STATEMENT

I Michael Anderson, being the Branch Secretary of the Communications, Electrical, Energy, Information, Postal, Plumbing and Allied Services Union of Australia – Electronic, Energy and Services Division – Tasmania Branch declare that the following did not occur during the reporting period ended 31 December 2022:

The reporting unit did not:

- Agree to receive financial support from another reporting unit to continue as a going concern (refer to agreement regarding financial support not dollar amounts)
- Agree to provide financial support to another reporting unit to ensure they continued as a going concern (refer to agreement regarding financial support not dollar amounts)
- Acquired an asset or liability due to an amalgamation Under Part 2 of Chapter 3 of the RO Act, a restructure of the branches of an organisation, a determination of revocation by the General Manager, Fair Work Commission
- Receive capitation fees from another reporting unit
- Receive grants
- Receive revenue from undertaking recovery of wages activity
- Incur fees as consideration for employers making payroll deductions of membership subscriptions
- Pay a grant that was \$1,000 or less
- Pay a grant that exceeds \$1,000
- Pay separation and redundancy to holders of office
- Pay other employee expenses to holders of office
- Pay separation and redundancy to employees (other than holders of office)
- Pay other employee expenses to employees (other than holders of office)
- Pay to a person fees or allowances to attend conferences or meetings as a representative of the reporting unit
- Pay a penalty imposed under the RO Act or the *Fair Work Act 2009*
- Have a payable to an employer for that employer making payroll deductions of membership subscriptions
- Have a payable in respect of legal costs relating to litigation
- Have a payable in respect of legal costs relating to other
- Have a separation and redundancy provision in respect of holders of office
- Have other employee provisions in respect of holders of office
- Have a separation and redundancy provision in respect of holders of office (other than holders of office)
- Have other employee provisions in respect of holders of office (other than holders of office)
- Have another entity administer the financial affairs of the reporting unit
- Make a payment to a former related party of the reporting unit



Michael Anderson

Branch Secretary

24 April 2023