



29 November 2023

Abbie Spencer
Branch Secretary
Australian Municipal, Administrative, Clerical and Services Union-South Australian and Northern Territory
Branch
Sent via email: aspencer@asu-sant.asn.au
CC: sgreene@mgisq.com.au

Dear Abbie Spencer

**Australian Municipal, Administrative, Clerical and Services Union-South Australian and Northern Territory
Branch
Financial Report for the year ended 30 June 2023 – (FR2023/70)**

I acknowledge receipt of the financial report for the year ended 30 June 2023 for the Australian Municipal, Administrative, Clerical and Services Union-South Australian and Northern Territory Branch. The documents were lodged with the Fair Work Commission (the Commission) on 27 November 2023.

The financial report has now been filed. You are not required to take any further action in respect of the report lodged.

The financial report was filed based on a primary review. This involved confirming that the financial reporting timelines required under sections 253, 265, 266 and 268 of the *Fair Work (Registered Organisations) Act 2009* (RO Act) have been satisfied, all documents required under section 268 of the RO Act were lodged and that various disclosure requirements under the Australian Accounting Standards, RO Act and reporting guidelines have been complied with. A primary review does not examine all disclosure requirements.

Please note that the financial report for the year ending 30 June 2024 may be subject to an advanced compliance review.

Reporting Requirements

The Commission's website provides a number of factsheets in relation to the financial reporting process and associated timelines. The website also contains the section 253 reporting guidelines and a model set of financial statements.

The Commission recommends that reporting units use these model financial statements to assist in complying with the RO Act, the section 253 reporting guidelines and Australian Accounting Standards. Access to this information is available via [this link](#).

If you have any queries regarding this letter, please call 1300 341 665 or email regorgs@fwc.gov.au.

Yours sincerely

Mihiri Jayawardane
Fair Work Commission


CERTIFICATE BY PRESCRIBED DESIGNATED OFFICER

Certificate for the period ended 30 June 2023

I, **Abbie Spencer**, being the **Secretary** of the **Australian Municipal, Administrative, Clerical and Services Union South Australian and Northern Territory Branch** (trading as the Australian Union South Australian and Northern Territory Branch) certify:

- That the documents lodged herewith are copies of the full report for **Australian Municipal, Administrative, Clerical and Services Union South Australian and Northern Territory Branch** for the period ended 30 June 2023 referred to in s.268 of the *Fair Work (Registered Organisations) Act 2009*; and
- That the full report was provided to members of the reporting unit on **1 November 2023**; and
- That the full report was presented to **a meeting of the committee of management** of the reporting unit on **23 November 2023** in accordance with s.266 of the *Fair Work (Registered Organisations) Act 2009*.

Signature of prescribed designated officer:



Abbie Spencer
SECRETARY

Australian Municipal, Administrative, Clerical and Services Union South Australian and Northern Territory Branch

27 November 2023

**AUSTRALIAN MUNICIPAL, ADMINISTRATIVE, CLERICAL AND SERVICES UNION (SOUTH
AUSTRALIAN AND NORTHERN TERRITORY) BRANCH**

ABN 55 436 538 739

FINANCIAL STATEMENTS

FOR THE YEAR ENDED 30 JUNE 2023

CONTENTS

Page No

Committee of Management's Operating Report.....	3
Auditor's Independence Declaration.....	6
Committee of Management Statement.....	7
Independent Audit Report.....	8
Statement of Comprehensive Income	11
Statement of Financial Position	12
Statement of Changes in Equity	13
Statement of Cash Flows	14
Report Required under Subsection 255(2A) of the <i>Fair Work (Registered Organisations) Act 2009</i>	15
Notes to the Financial Statements.....	16
Officer Declaration Statement	57

AUSTRALIAN MUNICIPAL, ADMINISTRATIVE, CLERICAL AND SERVICES UNION (SOUTH AUSTRALIAN AND NORTHERN TERRITORY) BRANCH

COMMITTEE OF MANAGEMENT'S OPERATING REPORT

FOR THE YEAR ENDED 30 JUNE 2023

Operating Report

The Committee of Management presents its report on the operation of the Australian Municipal, Administrative, Clerical and Services Union (South Australian and Northern Territory) Branch (the Branch) for the financial year ended 30 June 2023.

Principal Activities

The principal activities of the Branch during the year fell in the following categories:

- Organising existing members and new members
- Bargaining, negotiating and arbitrating for improvements in wages and conditions of employment for members of the Branch.
- Representing members in work related grievances or other matters
- Undertaking training and development for delegates of the Branch.

Over the year the Branch negotiated many Collective Agreements delivering improvements in wages and conditions to ASU members.

There have been no changes in the principal activities of the Branch during the year.

Operating Result

The surplus for the financial year amounted to \$124,190. The current year operating result has been impacted by:

1. Membership income increased by \$225,575 (or 7.77%) to \$3,125,955.
2. Wages and salary expenditure has increased by \$172,534 (or 9.36%) to \$2,015,215.
3. Operating expenditure continues to remain relatively flat, as costs are closely being monitored by the Leadership team of the Branch.

Significant Changes in Financial Affairs

A review of the operations of the Branch during the financial year found that there was no significant change in the financial affairs of the Branch's operations during the year.

AUSTRALIAN MUNICIPAL, ADMINISTRATIVE, CLERICAL AND SERVICES UNION (SOUTH AUSTRALIAN AND NORTHERN TERRITORY) BRANCH

COMMITTEE OF MANAGEMENT'S OPERATING REPORT (CONTINUED)

FOR THE YEAR ENDED 30 JUNE 2023

Officers or Members who are Superannuation Fund Trustees/ Directors of a Company that is a Superannuation Fund Trustee

The following officers/ member/ employees of the organisation are Directors of companies that are trustees of superannuation funds where a criterion for the officer of member being the trustee or director is that the officer or member is an officer or member of a registered organisation:

Officer/Member/ Employee	Trustee Company	Entity/ Scheme	Position	Period position held for
Scott Cowen	Electricity Industry Superannuation Board	ElectricSuper	Director	01/07/22 – 30/06/23

There are no sitting fees for ElectricSuper.

Members of the Committee of Management

The name of each person who has been a member of the Committee of Management of the Branch at any time during the reporting period, and the period for which he or she held such a position is as follows:

Name	Position	Period of Appointment
Abbie Spencer	Branch Secretary	01/07/22 – 30/06/23
Scott Cowen	Branch Assistant Secretary	01/07/22 – 30/06/23
Kristen Gilbertson	Branch President	01/07/22 – 30/06/23
Darren Wicks	Branch Vice President	01/07/22 – 01/06/23
Paul Glatter	Branch Vice President	01/06/23 – 30/06/23
Maggie L'Estrange	Branch Deputy President	01/07/22 – 30/06/23
Robert Habel	Branch Vice President	01/07/22 – 30/06/23
Sandra Dunn	Branch Vice President (Women)	01/07/22 – 01/06/23
Khatija Thomas	Branch Vice President (Women)	01/06/23 – 30/06/23

**AUSTRALIAN MUNICIPAL, ADMINISTRATIVE, CLERICAL AND SERVICES UNION (SOUTH AUSTRALIAN AND NORTHERN TERRITORY) BRANCH
COMMITTEE OF MANAGEMENT'S OPERATING REPORT (CONTINUED)**

FOR THE YEAR ENDED 30 JUNE 2023

Membership of the Branch

Total number of members as at 30 June 2023: 5,247.

Members Right to Resign

All members have the right to resign from the Branch in accordance with National Rule 32 - Resignation of the Union Rules (and Section 174 of the Act); namely, by providing written notice addressed and delivered to the Secretary of the Branch of which they are a member.

Employees of the Branch

The number of persons who were, at the end of the period to which the report relates, employees of the Branch, where the number of employees includes both full-time and part-time employees measured on a full-time equivalent basis is 18.83.

Wages Recovery Activity

The Branch continuously undertakes recovery of wages on behalf of members. It is Branch policy that any successful wage recovery from employers is paid directly to those effected members. As a result, no wage recovery activity is accounted through via the Branch's bank accounts and therefore not reflected in these financial statements.

Auditor's Independence Declaration

A copy of the auditor's independence declaration is set out on page 6.

This report is made in accordance with a resolution of the Committee of Management and is signed for and on behalf of the Committee of Management by:



Abbie Spencer
Branch Secretary

31 October 2023

Unley

AUDITOR'S INDEPENDENCE DECLARATION
TO THE COMMITTEE OF MANAGEMENT OF THE
AUSTRALIAN MUNICIPAL, ADMINISTRATIVE, CLERICAL AND SERVICES UNION (SOUTH
AUSTRALIAN AND NORTHERN TERRITORY) BRANCH

As lead auditor for the audit of the Australian Municipal, Administrative, Clerical and Services Union (South Australian and Northern Territory) Branch for the year ended 30 June 2023; I declare that, to the best of my knowledge and belief, there have been no contraventions of any applicable code of professional conduct in relation to the audit.

MGI Audit Pty Ltd



S C Greene

Director – Audit & Assurance

Brisbane

31 October 2023

Registration number (as registered by the RO Commissioner under the RO Act): AA2017/119

AUSTRALIAN MUNICIPAL, ADMINISTRATIVE, CLERICAL AND SERVICES UNION (SOUTH AUSTRALIAN AND NORTHERN TERRITORY) BRANCH

COMMITTEE OF MANAGEMENT STATEMENT

FOR THE YEAR ENDED 30 JUNE 2023

On 31 October 2023, the Committee of Management of the Branch passed the following resolution to the General-Purpose Financial statements (GPFR) of the reporting unit for the financial year ended 30 June 2023.

The Committee of Management declares in relation to the GPFR that in its opinion:

- (a) the financial statements and notes comply with the Australian Accounting Standards;
- (b) the financial statements and notes comply with any other requirements imposed by the Reporting Guidelines or Part 3 of Chapter 8 of the *Fair Work (Registered Organisations) Act 2009* (the RO Act);
- (c) the financial statements and notes give a true and fair view of the financial performance, financial position and cash flows of the Branch for the financial year to which they relate;
- (d) there are reasonable grounds to believe that the Branch will be able to pay its debts as and when they become due and payable; and
- (e) during the financial year to which the GPFR relates and since the end of that year:
 - i. meetings of the Committee of Management were held in accordance with the rules of the organisation and the rules of the Branch concerned; and
 - ii. the financial affairs of the Branch have been managed in accordance with the rules of the organisation, including the rules of the branch concerned; and
 - iii. the financial records of the Branch have been kept and maintained in accordance with the *RO Act*; and
 - iv. where the organisation consists of two or more reporting units, the financial records of the reporting unit have been kept, as far as practicable, in a consistent manner to each of the other reporting units of the organisation; and
 - v. where information has been sought in any request of a member of the reporting unit or General Manager duly made under section 272 of the RO Act, that information has been provided to the member or General Manager; and
 - vi. where any order for inspection of financial records made by the Fair Work Commission under section 273 of the RO Act, there has been compliance

This declaration is made in accordance with a resolution of the Committee of Management.

Name of Designated Officer: Abbie Spencer

Title of Designated Officer: Branch Secretary

Signature:


.....

Date: 31 October 2023

Independent Audit Report to the Members of the Australian Municipal, Administrative, Clerical and Services Union (South Australian and Northern Territory) Branch

Report on the Audit of the Financial Report

Opinion

We have audited the financial report of the Australian Municipal, Administrative, Clerical and Services Union (South Australian and Northern Territory) Branch (the Branch), which comprises the statement of financial position as at 30 June 2023, the statement of comprehensive income, statement of changes in equity and statement of cash flows for the year ended, notes to the financial statements, including a summary of significant accounting policies; and the Committee of Management Statement, the subsection 255(2A) report and the Officer Declaration Statement.

In our opinion, the accompanying financial report presents fairly, in all material aspects, the financial position of the Australian Municipal, Administrative, Clerical and Services Union (South Australian and Northern Territory Branch) as at 30 June 2023, and its financial performance and its cash flows for the year ended on that date in accordance with:

- a) the Australian Accounting Standards; and
- b) any other requirements imposed by the Reporting Guidelines or Part 3 of Chapter 8 of the *Fair Work (Registered Organisations) Act 2009* (the RO Act).

We declare that management's use of the going concern basis in the preparation of the financial statements of the Branch is appropriate.

Basis for Opinion

We conducted our audit in accordance with Australian Auditing Standards. Our responsibilities under those standards are further described in the *Auditor's Responsibilities for the Audit of the Financial Report* section of our report. We are independent of the Branch in accordance with the ethical requirements of the Accounting Professional and Ethical Standards Board's APES 110 *Code of Ethics for Professional Accountants* (the Code) that are relevant to our audit of the financial report in Australia. We have also fulfilled our other ethical responsibilities in accordance with the Code.

We believe that the audit evidence we have obtained is sufficient and appropriate to provide a basis for our opinion.

Information Other than the Financial Report and Auditor's Report Thereon

The Committee of Management is responsible for the other information. The other information obtained at the date of this auditor's report is in the Operating Report accompanying the financial report.

Our opinion on the financial report does not cover the other information and accordingly we do not express any form of assurance conclusion thereon.

In connection with our audit of the financial report, our responsibility is to read the other information and, in doing so, consider whether the other information is materially inconsistent with the financial report or my knowledge obtained in the audit or otherwise appears to be materially misstated. If, based on the work we have performed, we conclude that there is a material misstatement of this other information, we are required to report that fact. We have nothing to report in this regard.

Responsibilities of Committee of Management for the Financial Report

The Committee of Management of the Branch is responsible for the preparation of the financial report that gives a true and fair view in accordance with Australian Accounting Standards and the RO Act, and for such internal control as the Committee of Management determine is necessary to enable the preparation of the financial report that gives a true and fair view and is free from material misstatement, whether due to fraud or error.

In preparing the financial report, the Committee of Management is responsible for assessing the Branch's ability to continue as a going concern, disclosing, as applicable, matters related to going concern and using the going concern basis of accounting unless the Committee of Management either intend to liquidate the Branch or to cease operations, or have no realistic alternative but to do so.

Auditor's Responsibilities for the Audit of the Financial Report

Our objective is to obtain reasonable assurance about whether the financial report as a whole is free from material misstatement, whether due to fraud or error, and to issue an auditor's report that includes my opinion. Reasonable assurance is a high level of assurance, but is not a guarantee that an audit conducted in accordance with Australian Auditing Standards will always detect a material misstatement when it exists. Misstatements can arise from fraud or error and are considered material if, individually or in the aggregate, they could reasonably be expected to influence the economic decisions of users taken on the basis of the financial report.

As part of an audit in accordance with the Australian Auditing Standards, we exercise professional judgement and maintain professional scepticism throughout the audit. We also:

- Identify and assess the risks of material misstatement of the financial report, whether due to fraud or error, design and perform audit procedures responsive to those risks, and obtain audit evidence that is sufficient and appropriate to provide a basis for my opinion. The risk of not detecting a material misstatement resulting from fraud is higher than for one resulting from error, as fraud may involve collusion, forgery, intentional omissions, misrepresentations, or the override of internal control.
- Obtain an understanding of internal control relevant to the audit in order to design audit procedures that are appropriate in the circumstances, but not for the purpose of expressing an opinion on the effectiveness of the Branch's internal control.
- Evaluate the appropriateness of accounting policies used and the reasonableness of accounting estimates and related disclosures made by the Committee of Management.
- Conclude on the appropriateness of the Committee of Management's use of the going concern basis of accounting and, based on the audit evidence obtained, whether a material uncertainty exists related to events or conditions that may cast significant doubt on the Branch's ability to continue as a going concern. If we conclude that a material uncertainty exists, we are required to draw attention in our auditor's report to the related disclosures in the financial report or, if such disclosures are inadequate, to modify our opinion. Our conclusions are based on the audit evidence obtained up to the date of our auditor's report. However, future events or conditions may cause the Branch to cease to continue as a going concern.
- Evaluate the overall presentation, structure and content of the financial report, including the disclosures, and whether the financial report represents the underlying transactions and events in a manner that achieves fair presentation.

- Obtain sufficient appropriate audit evidence regarding the financial information of the entities or business activities within the Branch to express an opinion on the financial report. We are responsible for the direction, supervision and performance of the Branch's audit. We remain solely responsible for our audit opinion.

We communicate with the Committee of Management regarding, among other matters, the planned scope and timing of the audit and significant audit findings, including any significant deficiencies in internal control that we identify during our audit.

Declaration

I declare that I am an approved auditor, a member of Chartered Accountants Australia and New Zealand and hold a current Public Practice Certificate.

I declare that I am an auditor registered under the RO Act.

Responsibilities

The Committee of Management is responsible for the preparation and presentation of the recovery of wages activity financial report in accordance with the reporting guidelines of the Commission. Our responsibility is to express an opinion on the recovery of wages activity financial report, based on our audit conducted in accordance with Australian Auditing Standards.

MGI Audit Pty Ltd



S C Greene

Director – Audit & Assurance

Brisbane

31 October 2023

Registration number (as registered by the RO Commissioner under the RO Act): AA2017/119

AUSTRALIAN MUNICIPAL, ADMINISTRATIVE, CLERICAL AND SERVICES UNION (SOUTH AUSTRALIAN AND NORTHERN TERRITORY) BRANCH

**STATEMENT OF COMPREHENSIVE INCOME
FOR THE YEAR ENDED 30 JUNE 2023**

	Notes	2023 \$	2022 \$
Revenue from contracts with customers	3		
Membership subscription		3,125,955	2,900,383
Total revenue from contracts with customers		3,125,955	2,900,383
Other income			
Interest	3A	19,068	3,551
Board fees	3B	-	108,403
Other revenue	3C	11,115	13,673
Total other income		30,183	125,627
Total revenue		3,156,138	3,026,010
Expenses			
Employee expenses	4A	(2,015,215)	(1,842,681)
Capitation fees	4B	(186,363)	(168,514)
Affiliation fees	4C	(66,046)	(64,786)
Administration expenses	4D	(590,727)	(488,362)
Grants and donations	4E	(100)	(5,656)
Depreciation	4F	(101,037)	(114,034)
Legal fees	4G	(46,893)	(50,620)
Audit fees	4H	(19,455)	(18,125)
Finance Costs	4I	(6,112)	(9,213)
Total expenses		(3,031,948)	(2,761,991)
Surplus for the year		124,190	264,019
Other comprehensive income			
Revaluation of land and buildings (net of income tax)		-	-
Total comprehensive income for the year		124,190	264,019

The above statement should be read in conjunction with the notes.

AUSTRALIAN MUNICIPAL, ADMINISTRATIVE, CLERICAL AND SERVICES UNION (SOUTH AUSTRALIAN AND NORTHERN TERRITORY) BRANCH

STATEMENT OF FINANCIAL POSITION
AS AT 30 JUNE 2023

	Notes	2023 \$	2022 \$
ASSETS			
Current Assets			
Cash and cash equivalents	5A	770,182	1,113,954
Investment in short term deposits	5B	700,175	100,101
Investment in shares		665	665
Trade and other receivables	5C	8,370	-
Total current assets		1,479,392	1,214,720
Non-Current Assets			
Land and buildings	6A	2,393,428	2,414,286
Motor vehicles	6B	74,345	123,560
Office furniture and equipment	6C	19,712	35,023
Total non-current assets		2,487,485	2,572,869
Total assets		3,966,877	3,787,589
LIABILITIES			
Current Liabilities			
Trade payables	7A	17,757	12,358
Other payables	7B	85,558	89,639
Employee provisions	8A	401,402	296,882
Lease Liabilities	9A	50,757	50,740
Total current liabilities		555,474	449,619
Non-Current Liabilities			
Employee provisions	8A	52,672	52,673
Lease Liabilities	9A	24,083	74,839
Total non-current liabilities		76,755	127,512
Total liabilities		632,229	577,131
Net assets		3,334,648	3,210,458
EQUITY			
Retained earnings		3,334,648	3,210,458
Total equity		3,334,648	3,210,458

The above statement should be read in conjunction with the notes.

AUSTRALIAN MUNICIPAL, ADMINISTRATIVE, CLERICAL AND SERVICES UNION (SOUTH AUSTRALIAN AND NORTHERN TERRITORY) BRANCH

**STATEMENT OF CHANGES IN EQUITY
FOR THE YEAR ENDED 30 JUNE 2023**

	Notes	Retained Earnings \$	Total Equity \$
Balance as at 1 July 2021		2,946,439	2,946,439
Surplus for the year		264,019	264,019
Other comprehensive income		-	-
Closing balance as at 30 June 2022		3,210,458	3,210,458
Surplus for the year		124,190	124,190
Other comprehensive income		-	-
Closing balance as at 30 June 2023		3,334,648	3,334,648

The above statement should be read in conjunction with the notes.

AUSTRALIAN MUNICIPAL, ADMINISTRATIVE, CLERICAL AND SERVICES UNION (SOUTH AUSTRALIAN AND NORTHERN TERRITORY) BRANCH

**STATEMENT OF CASH FLOWS
FOR THE YEAR ENDED 30 JUNE 2023**

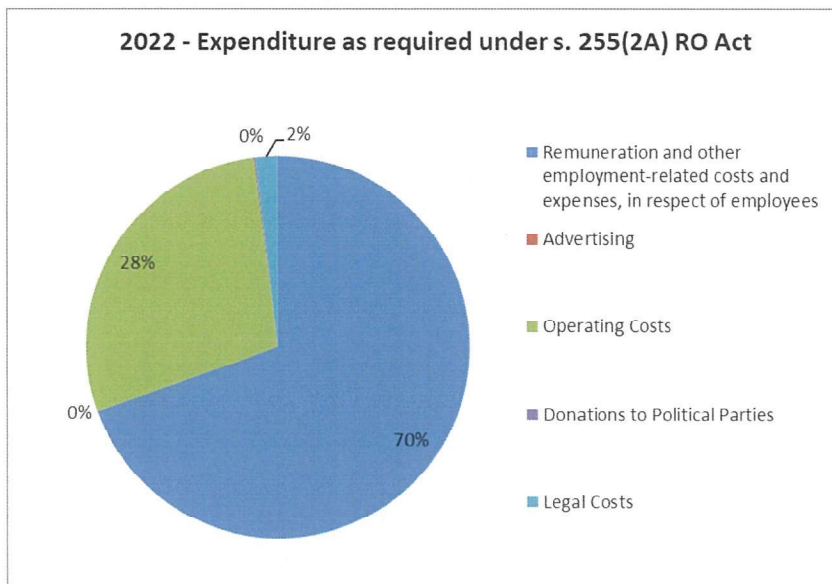
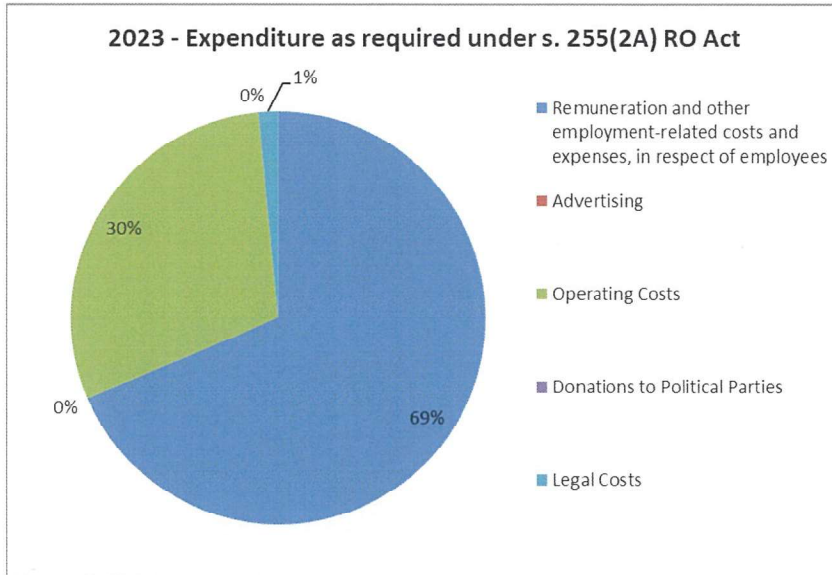
	Notes	2023 \$	2022 \$
OPERATING ACTIVITIES			
Cash received			
Receipts from other reporting units	10B	52,344	14,600
Receipts from members and other customers		3,398,430	3,292,766
Interest and Dividends		19,068	3,551
		<u>3,469,842</u>	<u>3,310,917</u>
Cash used			
Employees and suppliers		(2,907,735)	(2,769,201)
Payment to other reporting units	10B	(233,301)	(197,711)
		<u>(3,141,036)</u>	<u>(2,966,912)</u>
Net cash provided by operating activities		<u>328,806</u>	<u>344,005</u>
INVESTING ACTIVITIES			
Payments for property, plant and equipment		(15,653)	(6,020)
Net cash used in investing activities		<u>(15,653)</u>	<u>(6,020)</u>
FINANCING ACTIVITIES			
Repayment of borrowings and leasing liabilities		(56,851)	(65,255)
Net cash used in financing activities		<u>(56,851)</u>	<u>(65,255)</u>
Net increase in cash held		<u>256,302</u>	<u>272,730</u>
Cash & cash equivalents at the beginning of the reporting period		1,214,055	941,325
Cash & cash equivalents at the end of the reporting period	10A	<u>1,470,357</u>	<u>1,214,055</u>

The above statement should be read in conjunction with the notes.

AUSTRALIAN MUNICIPAL, ADMINISTRATIVE, CLERICAL AND SERVICES UNION (SOUTH AUSTRALIAN AND NORTHERN TERRITORY) BRANCH

**REPORT REQUIRED UNDER SUBSECTION 255(2A) OF THE FAIR WORK (REGISTERED ORGANISATIONS) ACT 2009
FOR THE YEAR ENDED 30 JUNE 2023**

The Committee of Management presents the expenditure report as required under subsection 255(2A) of the *Fair Work (Registered Organisations) Act 2009* on the Branch for the year ended 30 June 2023:



Abbie Spencer
Branch Secretary

31 October 2023
Unley

AUSTRALIAN MUNICIPAL, ADMINISTRATIVE, CLERICAL AND SERVICES UNION (SOUTH AUSTRALIAN AND NORTHERN TERRITORY) BRANCH

**NOTES TO THE FINANCIAL STATEMENTS
FOR THE YEAR ENDED 30 JUNE 2023**

Index to the Notes of the Financial Statements

Note 1	Summary of significant accounting policies
Note 2	Events after the reporting period
Note 3	Revenue and income
Note 4	Expenses
Note 5	Current assets
Note 6	Non-current assets
Note 7	Current liabilities
Note 8	Provisions
Note 9	Borrowings
Note 10	Cash flow
Note 11	Contingent liabilities, assets and commitments
Note 12	Related party disclosures
Note 13	Remuneration of auditors
Note 14	Financial instruments
Note 15	Fair value measurements
Note 16	Section 272 <i>Fair Work (Registered Organisations) Act 2009</i>
Note 17	Branch details
Note 18	Segment information

AUSTRALIAN MUNICIPAL, ADMINISTRATIVE, CLERICAL AND SERVICES UNION (SOUTH AUSTRALIAN AND NORTHERN TERRITORY) BRANCH

**NOTES TO THE FINANCIAL STATEMENTS
FOR THE YEAR ENDED 30 JUNE 2023**

Note 1 Summary of significant accounting policies

1.1 Basis of preparation of the financial statements

The financial statements are general purpose financial statements and have been prepared in accordance with Australian Accounting Standards and Interpretations issued by the Australian Accounting Standards Board (AASB) that apply for the reporting period, and the *Fair Work (Registered Organisation) Act 2009*. For the purpose of preparing the general purpose financial statements, the Australian Municipal, Administrative, Clerical and Services Union (South Australian and Northern Territory) Branch (the Branch) is a not-for-profit entity.

The financial statements have been prepared on an accrual basis and in accordance with the historical cost, except for certain assets and liabilities measured at fair value, as explained in the accounting policies below. Historical cost is generally based on the fair values of the consideration given in exchange for assets. Except where stated, no allowance is made for the effect of changing prices on the results or the financial position. The financial statements are presented in Australian dollars.

1.2 Comparative amounts

When required by Accounting Standards, comparative figures have been adjusted to conform to changes in presentation for the current financial year.

1.3 Significant accounting judgements and estimates

The following accounting assumptions or estimates have been identified that have a significant risk of causing a material adjustment to the carrying amounts of assets and liabilities within the next reporting period.

Key Estimates

Impairment – general

The Branch assesses impairment at each reporting period by evaluation of conditions and events specific to the Branch that may be indicative of impairment triggers. Recoverable amounts of relevant assets are assessed using value-in-use calculations which incorporate various key assumptions.

Lease Liabilities/ Right to Use Asset

Key assumptions used in the determination of the Branch's lease liability/ right to use assets are:

- Incremental borrowing rate: 4.38% - 8.55%

Key Judgements

Useful lives of plant and equipment

Plant and equipment are depreciated over the useful life of the asset and the depreciation rates are assessed when the asset are acquired or when there is a significant change that affects the remaining useful life of the asset.

**AUSTRALIAN MUNICIPAL, ADMINISTRATIVE, CLERICAL AND SERVICES UNION (SOUTH AUSTRALIAN AND NORTHERN TERRITORY) BRANCH
NOTES TO THE FINANCIAL STATEMENTS (CONTINUED)
FOR THE YEAR ENDED 30 JUNE 2023**

Note 1 Summary of significant accounting policies (Continued)

1.3 Significant accounting judgements and estimates (continued)

Provision for impairment of receivables

The value of the provision for impairment of receivables is estimated by considering the ageing of receivables, communication with the debtors and prior history.

On-cost for employee entitlement provision

The Branch revised its estimate for on-costs for employee provision during the year to include superannuation, workers compensation and payroll tax.

1.4 New Australian Accounting Standards

New accounting and amendments applied for the first time for this annual reporting period commencing 1 July 2022 did not have any material impact on the amounts recognised in the current or prior periods and are not expected to significantly affect future periods.

Future Australian Accounting Standards Requirements

New standards, amendments to standards or interpretations that were issued prior to the sign-off date and are applicable to future reporting periods that are expected to have a future financial impact on the Branch include:

AASB 2020-1 – Amendments to Australian Accounting Standards – Classification of Liabilities as Current or Non-current

This Standard amends AASB 101 to clarify requirements for the presentation of liabilities in the statement of financial position as current or non-current. For example, the amendments clarify that a liability is classified as non-current if an entity has the right at the end of the reporting period to defer settlement of the liability for at least 12 months after the reporting period. This Standard applies to annual reporting periods beginning on or after 1 January 2023. Earlier application is permitted

The Branch does not expect the adoption of this amendment to have an impact on its financial statements

AUSTRALIAN MUNICIPAL, ADMINISTRATIVE, CLERICAL AND SERVICES UNION (SOUTH AUSTRALIAN AND NORTHERN TERRITORY) BRANCH

**NOTES TO THE FINANCIAL STATEMENTS (CONTINUED)
FOR THE YEAR ENDED 30 JUNE 2023**

Note 1 Summary of significant accounting policies (Continued)

1.5 Revenue

The Branch enters into various arrangements where it receives consideration from another party. These arrangements include consideration in the form of membership subscriptions, capitation fees, levies, grants, and donations.

The timing of recognition of these amounts as either revenue or income depends on the rights and obligations in those arrangements.

Revenue from contracts with customers

Where the Branch has a contract with a customer, the Branch recognises revenue when or as it transfers control of goods or services to the customer. The Branch accounts for an arrangement as a contract with a customer if the following criteria are met:

- the arrangement is enforceable; and
- the arrangement contains promises (that are also known as performance obligations) to transfer goods or services to the customer (or to other parties on behalf of the customer) that are sufficiently specific so that it can be determined when the performance obligation has been satisfied.

Membership subscriptions

For membership subscription arrangements that meet the criteria to be contracts with customers, revenue is recognised when the promised goods or services transfer to the customer as a member of the Branch.

If there is only one distinct membership service promised in the arrangement, the Branch recognises revenue as the membership service is provided, which is typically based on the passage of time over the subscription period to reflect the Branch's promise to stand ready to provide assistance and support to the member as required.

If there is more than one distinct good or service promised in the membership subscription, the Branch allocates the transaction price to each performance obligation based on the relative standalone selling prices of each promised good or service. In performing this allocation, standalone selling prices are estimated if there is no observable evidence of the price that the Branch charges for that good or service in a standalone sale. When a performance obligation is satisfied, which is either when the customer obtains control of the good (for example, books or clothing) or as the service transfers to the customer (for example, member services or training course), the Branch recognises revenue at the amount of the transaction price that was allocated to that performance obligation.

AUSTRALIAN MUNICIPAL, ADMINISTRATIVE, CLERICAL AND SERVICES UNION (SOUTH AUSTRALIAN AND NORTHERN TERRITORY) BRANCH

**NOTES TO THE FINANCIAL STATEMENTS (CONTINUED)
FOR THE YEAR ENDED 30 JUNE 2023**

Note 1 Summary of significant accounting policies (Continued)

1.5 Revenue (Continued)

Membership subscriptions (Continued)

For member subscriptions paid annually in advance, the Branch has elected to apply the practical expedient to not adjust the transaction price for the effects of a significant financing component because the period from when the customer pays and the good or services will transfer to the customer will be one year or less.

When a member subsequently purchases additional goods or services from the Branch at their standalone selling price, the Branch accounts for those sales as a separate contract with a customer.

Income of the Union as a Not-for-Profit Entity

Consideration is received by the Branch to enable the entity to further its objectives. The Branch recognises each of these amounts of consideration as income when the consideration is received (which is when the Branch obtains control of the cash) because, based on the rights and obligations in each arrangement:

- the arrangements do not meet the criteria to be contracts with customers because either the arrangement is unenforceable or lacks sufficiently specific promises to transfer goods or services to the customer; and
- the Branch's recognition of the cash contribution does not give to any related liabilities.

Income recognised from transfers

Where, as part of an enforceable agreement, the Branch receives consideration to acquire or construct a non-financial asset such as property, plant and equipment to an identified specification and for the Branch's own use, a liability is recognised for the obligation to acquire or construct the asset. Income is recognised as the obligation to acquire or construct the asset is satisfied, which is typically over time. The asset that is being acquired or constructed is recognised in accordance with the policy on property, plant and equipment.

Gains from sale of assets

An item of property, plant and equipment is derecognised upon disposal (which is at the date the recipient obtains control) or when no future economic benefits are expected from its use or disposal. Any gain or loss arising on derecognition of the asset (calculated as the difference between the net disposal proceeds and the carrying amount of the asset) is included in the statement of profit or loss when the asset is derecognised.

Interest income

Interest revenue is recognised on an accrual basis using the effective interest method.

AUSTRALIAN MUNICIPAL, ADMINISTRATIVE, CLERICAL AND SERVICES UNION (SOUTH AUSTRALIAN AND NORTHERN TERRITORY) BRANCH

**NOTES TO THE FINANCIAL STATEMENTS (CONTINUED)
FOR THE YEAR ENDED 30 JUNE 2023**

Note 1 Summary of significant accounting policies (Continued)

1.6 Cash

Cash is recognised at its nominal amount. Cash and cash equivalents includes cash on hand, deposits held at call with bank, other short-term highly liquid investments with original maturity of 3 months or less that are readily convertible to known amounts of cash and subject to insignificant risk of changes in value and bank overdrafts. Bank overdrafts are shown within short-term borrowings in current liabilities on the statement of financial position.

1.7 Employee benefits

A liability is recognised for benefits accruing to employees in respect of wages and salaries, annual leave, long service leave and termination benefits when it is probable that settlement will be required and they are capable of being measured reliably.

Liabilities for short-term employee benefits (as defined in AASB 119 *Employee Benefits*) and termination benefits which are expected to be settled within twelve months of the end of reporting period are measured at their nominal amounts. The nominal amount is calculated with regard to the rates expected to be paid on settlement of the liability.

Other long-term employee benefits which are expected to be settled beyond twelve months are measured as the present value of the estimated future cash outflows to be made by the reporting unit in respect of services provided by employees up to reporting date.

Payments to defined contribution retirement benefit plans are recognised as an expense when employees have rendered service entitling them to the contributions.

Provision is made for separation and redundancy benefit payments. The reporting unit recognises a provision for termination as part of a broader restructuring when it has developed a detailed formal plan for the terminations and has informed those employees affected that it will carry out the terminations. A provision for voluntary termination is recognised when the employee has accepted the offer of termination.

1.8 Leases

For any leases entered into, the Branch considers whether a contract is, or contains a lease. A lease is defined as 'a contract, or part of a contract, that conveys the right to use an asset (the underlying asset) for a period of time in exchange for consideration'.

To apply this definition the Branch assesses whether the contract meets three key evaluations which are whether:

- The contract contains an identified asset, which is either explicitly identified in the contract or implicitly specified by being identified at the time the asset is made available to the Branch;
- The Branch has the right to obtain substantially all of the economic benefits from use of the identified asset throughout the period of use, considering its rights within the defined scope of the contract;
- The Branch has the right to direct the use of the identified asset throughout the period of use.
- The Branch assess whether it has the right to direct 'how and for what purpose' the asset is used throughout the period of use.

AUSTRALIAN MUNICIPAL, ADMINISTRATIVE, CLERICAL AND SERVICES UNION (SOUTH AUSTRALIAN AND NORTHERN TERRITORY) BRANCH

**NOTES TO THE FINANCIAL STATEMENTS (CONTINUED)
FOR THE YEAR ENDED 30 JUNE 2023**

Note 1 Summary of significant accounting policies (Continued)

1.8 Leases (continued)

Measurement and recognition of leases as a lessee

At lease commencement date, the Branch recognises a right-of-use asset and a lease liability on the balance sheet. The right-of-use asset is measured at cost, which is made up of the initial measurement of the lease liability, any initial direct costs incurred by the Branch, an estimate of any costs to dismantle and remove the asset at the end of the lease, and any lease payments made in advance of the lease commencement date (net of any incentives received).

The Branch depreciates the right-of-use assets on a straight-line basis from the lease commencement date to the earlier of the end of the useful life of the right-of-use asset or the end of the lease term. The Branch also assesses the right-of-use asset for impairment when such indicators exist. At the commencement date, the Branch measures the lease liability at the present value of the lease payments unpaid at that date, discounted using the interest rate implicit in the lease if that rate is readily available or the Branch's incremental borrowing rate.

Lease payments included in the measurement of the lease liability are made up of fixed payments (including in substance fixed), variable payments based on an index or rate, amounts expected to be payable under a residual value guarantee and payments arising from options reasonably certain to be exercised.

Subsequent to initial measurement, the liability will be reduced for payments made and increased for interest. It is remeasured to reflect any reassessment or modification, or if there are changes in in-substance fixed payments. When the lease liability is remeasured, the corresponding adjustment is reflected in the right-of-use asset, or profit and loss if the right-of-use asset is already reduced to zero.

The Branch has elected to account for short-term leases and leases of low-value assets using the practical expedients. Instead of recognising a right-of-use asset and lease liability, the payments in relation to these are recognised as an expense in profit or loss on a straight-line basis over the lease term. On the statement of financial position, right-of-use assets have been included in property, plant and equipment and lease liabilities have been included in trade and other payables.

1.9 Financial instruments

Financial assets and financial liabilities are recognised when the Branch becomes a party to the contractual provisions of the instrument.

AUSTRALIAN MUNICIPAL, ADMINISTRATIVE, CLERICAL AND SERVICES UNION (SOUTH AUSTRALIAN AND NORTHERN TERRITORY) BRANCH

**NOTES TO THE FINANCIAL STATEMENTS (CONTINUED)
FOR THE YEAR ENDED 30 JUNE 2023**

Note 1 Summary of significant accounting policies (Continued)

1.10 Financial assets

Initial recognition and Measurement

Financial assets are classified, at initial recognition, and subsequently measured at amortised cost, fair value through other comprehensive income (OCI), or fair value through profit or loss.

The classification of financial assets at initial recognition depends on the financial asset's contractual cash flow characteristics and the Branch's business model for managing them. With the exception of trade receivables that do not contain a significant financing component, the Branch initially measures a financial asset at its fair value plus, in the case of a financial asset not at fair value through profit or loss, transaction costs.

In order for a financial asset to be classified and measured at amortised cost or fair value through OCI, it needs to give rise to cash flows that are 'solely payments of principal and interest' (SPPI) on the principal amount outstanding. This assessment is referred to as the SPPI test and is performed at an instrument level.

The Branch's business model for managing financial assets refers to how it manages its financial assets in order to generate cash flows. The business model determines whether cash flows will result from collecting contractual cash flows, selling the financial assets, or both.

Purchases or sales of financial assets that require delivery of assets within a time frame established by regulation or convention in the market place (regular way trades) are recognised on the trade date, i.e., the date that the Branch commits to purchase or sell the asset.

Subsequent measurement

For purposes of subsequent measurement, financial assets are classified in five categories:

- (Other) financial assets at amortised cost
- (Other) financial assets at fair value through other comprehensive income
- Investments in equity instruments designated at fair value through other comprehensive income
- (Other) financial assets at fair value through profit or loss
- (Other) financial assets designated at fair value through profit or loss.

AUSTRALIAN MUNICIPAL, ADMINISTRATIVE, CLERICAL AND SERVICES UNION (SOUTH AUSTRALIAN AND NORTHERN TERRITORY) BRANCH

**NOTES TO THE FINANCIAL STATEMENTS (CONTINUED)
FOR THE YEAR ENDED 30 JUNE 2023**

Note 1 Summary of significant accounting policies (Continued)

1.10 Financial assets (continued)

Financial assets at amortised cost

The reporting unit measures financial assets at amortised cost if both of the following conditions are met:

- The financial asset is held within a business model with the objective to hold financial assets in order to collect contractual cash flows and
- The contractual terms of the financial asset give rise on specified dates to cash flows that are solely payments of principal and interest on the principal amount outstanding

Financial assets at amortised cost are subsequently measured using the effective interest (EIR) method and are subject to impairment. Gains and losses are recognised in profit or loss when the asset is derecognised, modified or impaired.

The Branch's financial assets at amortised cost includes trade receivables and loans to related parties.

Financial assets at fair value through profit or loss (including designated)

Financial assets at fair value through profit or loss include financial assets held for trading, financial assets designated upon initial recognition at fair value through profit or loss, or financial assets mandatorily required to be measured at fair value. Financial assets are classified as held for trading if they are acquired for the purpose of selling or repurchasing in the near term. Derivatives, including separated embedded derivatives, are also classified as held for trading unless they are designated as effective hedging instruments. Financial assets with cash flows that are not solely payments of principal and interest are classified and measured at fair value through profit or loss, irrespective of the business model. Notwithstanding the criteria for debt instruments to be classified at amortised cost or at fair value through OCI, as described above, debt instruments may be designated at fair value through profit or loss on initial recognition if doing so eliminates, or significantly reduces, an accounting mismatch.

Financial assets at fair value through profit or loss are carried in the statement of financial position at fair value with net changes in fair value recognised in profit or loss.

AUSTRALIAN MUNICIPAL, ADMINISTRATIVE, CLERICAL AND SERVICES UNION (SOUTH AUSTRALIAN AND NORTHERN TERRITORY) BRANCH

**NOTES TO THE FINANCIAL STATEMENTS (CONTINUED)
FOR THE YEAR ENDED 30 JUNE 2023**

Note 1 Summary of significant accounting policies (Continued)

1.10 Financial assets (continued)

Derecognition

A financial asset is derecognised when:

- The rights to receive cash flows from the asset have expired or
- The Branch has transferred its rights to receive cash flows from the asset or has assumed an obligation to pay the received cash flows in full without material delay to a third party under a 'pass-through' arrangement; and either:
 - a) the Branch has transferred substantially all the risks and rewards of the asset, or
 - b) the Branch has neither transferred nor retained substantially all the risks and rewards of the asset, but has transferred control of the asset.

When the Branch has transferred its rights to receive cash flows from an asset or has entered into a pass-through arrangement, it evaluates if, and to what extent, it has retained the risks and rewards of ownership.

When it has neither transferred nor retained substantially all of the risks and rewards of the asset, nor transferred control of the asset, the Branch continues to recognise the transferred asset to the extent of its continuing involvement together with associated liability.

Offsetting

Financial assets and financial liabilities are offset and the net amount is reported in the statement of financial position if there is a currently enforceable legal right to offset the recognised amounts and there is an intention to settle on a net basis, to realise the assets and settle the liabilities simultaneously.

Impairment

Expected credit losses

Receivables for goods and services, which have 30-day terms, are recognised at the nominal amounts due less any loss allowance due to expected credit losses at each reporting date. A provision matrix that is based on historical credit loss experience, adjusted for forward-looking factors specific to the debtors and the economic environment has been established.

(i) *Trade receivables*

For trade receivables that do not have a significant financing component, the Branch applies a simplified approach in calculating expected credit losses (ECLs) which requires lifetime expected credit losses to be recognised from initial recognition of the receivables.

Therefore, the Branch does not track changes in credit risk, but instead recognises a loss allowance based on lifetime ECLs at each reporting date. The Branch has established a provision matrix that is based on its historical credit loss experience, adjusted for forward-looking factors specific to the debtors and the economic environment.

AUSTRALIAN MUNICIPAL, ADMINISTRATIVE, CLERICAL AND SERVICES UNION (SOUTH AUSTRALIAN AND NORTHERN TERRITORY) BRANCH

**NOTES TO THE FINANCIAL STATEMENTS (CONTINUED)
FOR THE YEAR ENDED 30 JUNE 2023**

Note 1 Summary of significant accounting policies (Continued)

1.10 Financial assets (continued)

(ii) Debt instruments other than trade receivables

For all debt instruments other than trade receivables and debt instruments not held at fair value through profit or loss, the Branch recognises an allowance for expected credit losses using the general approach. ECLs are based on the difference between the contractual cash flows due in accordance with the contract and all the cash flows that the Branch expects to receive, discounted at an approximation of the original effective interest rate.

ECLs are recognised in two stages:

- Where there has not been a significant increase in credit risk since initial recognition, ECLs are provided for credit losses from possible default events within the next 12-months (a 12-month ECL).
- Where there has been a significant increase in credit risk since initial recognition, a loss allowance is required for credit losses expected over the remaining life of the debt, irrespective of the timing of the default (a lifetime ECL).

The Branch considers a financial asset in default when contractual payments are 60 days past due. However, in certain cases, the Branch may also consider a financial asset to be in default when internal or external information indicates that the Branch is unlikely to receive the outstanding contractual amounts in full. A financial asset is written off when there is no reasonable expectation of recovering the contractual cash flows.

1.11 Financial Liabilities

Financial liabilities are classified at initial recognition, at amortised cost unless or at fair value through profit or loss. All financial liabilities are recognised initially at fair value and, in the case of financial liabilities at amortised cost, net of directly attributable transaction costs.

Subsequent Measurement

Financial liabilities at fair value through profit or loss (including designated)

Financial liabilities at fair value through profit or loss include financial liabilities held for trading and financial liabilities designated upon initial recognition as at fair value through profit or loss.

Gains or losses on liabilities held for trading are recognised in profit or loss.

Financial liabilities designated upon initial recognition at fair value through profit or loss are designated at the initial date of recognition, and only if the criteria in AASB 9 are satisfied.

AUSTRALIAN MUNICIPAL, ADMINISTRATIVE, CLERICAL AND SERVICES UNION (SOUTH AUSTRALIAN AND NORTHERN TERRITORY) BRANCH

**NOTES TO THE FINANCIAL STATEMENTS (CONTINUED)
FOR THE YEAR ENDED 30 JUNE 2023**

Note 1 Summary of significant accounting policies (Continued)

1.11 Financial Liabilities (Continued)

Financial liabilities at amortised cost

After initial recognition, trade payables and interest-bearing loans and borrowings are subsequently measured at amortised cost using the EIR method. Gains and losses are recognised in profit or loss when the liabilities are derecognised as well as through the EIR amortisation process.

Amortised cost is calculated by taking into account any discount or premium on acquisition and fees or costs that are an integral part of the EIR. The EIR amortisation is included as finance costs in profit or loss.

Derecognition

A financial liability is derecognised when the obligation under the liability is discharged or cancelled or expires. When an existing financial liability is replaced by another from the same lender on substantially different terms, or the terms of an existing liability are substantially modified, such an exchange or modification is treated as the derecognition of the original liability and the recognition of a new liability. The difference in the respective carrying amounts is recognised in profit or loss.

1.12 Contingent Liabilities and Contingent Assets

Contingent liabilities and contingent assets are not recognised in the Statement of Financial Position but are reported in the relevant notes. They may arise from uncertainty as to the existence of a liability or asset or represent an existing liability or asset in respect of which the amount cannot be reliably measured. Contingent assets are disclosed when settlement is probable but not virtually certain, and contingent liabilities are disclosed when settlement is greater than remote.

1.13 Liabilities relating to contracts with customers

Contract liabilities

A contract liability is recognised if a payment is received or a payment is due (whichever is earlier) from a customer before the Union transfers the related goods or services. Contract liabilities include deferred income. Contract liabilities are recognised as revenue when the Union performs under the contract (i.e., transfers control of the related goods or services to the customer).

Refund liabilities

A refund liability is recognised for the obligation to refund some or all of the consideration received (or receivable) from a customer. The Union refund liabilities arise from customers' right of return. The liability is measured at the amount the Union ultimately expects it will have to return to the customer. The Union updates its estimates of refund liabilities (and the corresponding change in the transaction price) at the end of each reporting period.

AUSTRALIAN MUNICIPAL, ADMINISTRATIVE, CLERICAL AND SERVICES UNION (SOUTH AUSTRALIAN AND NORTHERN TERRITORY) BRANCH

**NOTES TO THE FINANCIAL STATEMENTS (CONTINUED)
FOR THE YEAR ENDED 30 JUNE 2023**

Note 1 Summary of significant accounting policies (Continued)

1.14 Plant and Equipment

Asset Recognition Threshold

Purchases of land, buildings, plant and equipment are recognised initially at cost in the Statement of Financial Position. The initial cost of an asset includes an estimate of the cost of dismantling and removing the item and restoring the site on which it is located.

Depreciation

Depreciable plant and equipment assets are written-off to their estimated residual values over their estimated useful life using, in all cases, the straight line method of depreciation. Depreciation rates (useful lives), residual values and methods are reviewed at each reporting date and necessary adjustments are recognised in the current, or current and future reporting periods, as appropriate.

Depreciation rates applying to each class of depreciable asset are based on the following useful lives:

	2023	2022
Buildings	40 years	40 years
Motor vehicles	3.3 years	3.3 years
Office furniture and equipment	2 - 10 years	2 - 10 years

Derecognition

An item of plant and equipment is derecognized upon disposal or when no future economic benefits are expected from its use or disposal. Any gain or loss arising on the disposal or retirement of an item of property, plant and equipment is determined as the difference between the sales proceeds and the carrying amount of the asset and is recognized in the profit and loss.

1.15 Impairment of non-financial assets

All assets are assessed for impairment at the end of each reporting period to the extent that there is an impairment trigger. Where indications of impairment exist, the asset's recoverable amount is estimated and an impairment adjustment made if the asset's recoverable amount is less than its carrying amount.

The recoverable amount of an asset is the higher of its fair value less costs of disposal and its value in use. Value in use is the present value of the future cash flows expected to be derived from the asset. Where the future economic benefit of an asset is not primarily dependent on the asset's ability to generate future cash flows, and the asset would be replaced if the Branch were deprived of the asset, its value in use is taken to be its depreciated replacement cost.

AUSTRALIAN MUNICIPAL, ADMINISTRATIVE, CLERICAL AND SERVICES UNION (SOUTH AUSTRALIAN AND NORTHERN TERRITORY) BRANCH

**NOTES TO THE FINANCIAL STATEMENTS (CONTINUED)
FOR THE YEAR ENDED 30 JUNE 2023**

Note 1 Summary of significant accounting policies (Continued)

1.16 Taxation

The Branch is exempt from income tax under section 50.1 of the *Income Tax Assessment Act 1997* however still has obligation for Fringe Benefits Tax (FBT) and the Goods and Services Tax (GST).

Revenues, expenses and assets are recognised net of GST except:

- where the amount of GST incurred is not recoverable from the Australian Taxation Office; and
- for receivables and payables.

The net amount of GST recoverable from, or payable to, the taxation authority is included as part of receivables or payables.

Cash flows are included in the statement of cash flows on a gross basis. The GST component of cash flows arising from investing and financing activities which is recoverable from, or payable to, the Australian Taxation Office is classified within operating cash flows.

1.17 Fair value measurement

The Branch measures financial instruments, such as, financial asset as at fair value through the profit and loss, available for sale financial assets, and non-financial assets such as land and buildings and investment properties, at fair value at each balance sheet date. Also, fair values of financial instruments measured at amortised cost are disclosed in Note 15.

Fair value is the price that would be received to sell an asset or paid to transfer a liability in an orderly transaction between market participants at the measurement date. The fair value measurement is based on the presumption that the transaction to sell the asset or transfer the liability takes place either:

- In the principal market for the asset or liability, or
- In the absence of a principal market, in the most advantageous market for the asset or liability

The principal or the most advantageous market must be accessible by the Branch. The fair value of an asset or a liability is measured using the assumptions that market participants would use when pricing the asset or liability, assuming that market participants act in their economic best interest.

A fair value measurement of a non-financial asset takes into account a market participant's ability to generate economic benefits by using the asset in its highest and best use or by selling it to another market participant that would use the asset in its highest and best use.

The Branch uses valuation techniques that are appropriate in the circumstances and for which sufficient data are available to measure fair value, maximising the use of relevant observable inputs and minimising the use of unobservable inputs.

AUSTRALIAN MUNICIPAL, ADMINISTRATIVE, CLERICAL AND SERVICES UNION (SOUTH AUSTRALIAN AND NORTHERN TERRITORY) BRANCH

**NOTES TO THE FINANCIAL STATEMENTS (CONTINUED)
FOR THE YEAR ENDED 30 JUNE 2023**

Note 1 Summary of significant accounting policies (Continued)

1.17 Fair value measurement (continued)

All assets and liabilities for which fair value is measured or disclosed in the financial statements are categorised within the fair value hierarchy, described as follows, based on the lowest level input that is significant to the fair value measurement as a whole:

- Level 1—Quoted (unadjusted) market prices in active markets for identical assets or liabilities
- Level 2—Valuation techniques for which the lowest level input that is significant to the fair value measurement is directly or indirectly observable
- Level 3—Valuation techniques for which the lowest level input that is significant to the fair value measurement is unobservable

For assets and liabilities that are recognised in the financial statements on a recurring basis, the Branch determines whether transfers have occurred between Levels in the hierarchy by re-assessing categorisation (based on the lowest level input that is significant to the fair value measurement as a whole) at the end of each reporting period.

External valuers are involved for valuation of significant assets, such as land and buildings and investment properties. Selection criteria include market knowledge, reputation, independence and whether professional standards are maintained. For the purpose of fair value disclosures, the Branch has determined classes of assets and liabilities on the basis of the nature, characteristics and risks of the asset or liability and the level of the fair value hierarchy.

Note 2 Events after the reporting period

There were no events that occurred after 30 June 2023, and /or prior to the signing of the financial statements, that would affect the ongoing structure and financial activities of the Branch.

AUSTRALIAN MUNICIPAL, ADMINISTRATIVE, CLERICAL AND SERVICES UNION (SOUTH AUSTRALIAN AND NORTHERN TERRITORY) BRANCH

**NOTES TO THE FINANCIAL STATEMENTS (CONTINUED)
FOR THE YEAR ENDED 30 JUNE 2023**

	2023	2022
	\$	\$
Note 3 Revenue and Income		
Disaggregation of revenue from contracts with customers		
A disaggregation of the Union's revenue by type of arrangements is provided on the face of the Statement of comprehensive income. The table below also sets out a disaggregation of revenue by type of customer.		
Type of customer		
Members	<u>3,125,955</u>	2,900,383
Total revenue from contracts with customers	<u><u>3,125,955</u></u>	<u>2,900,383</u>
Note 3A: Interest		
Deposits	<u>19,068</u>	3,551
Total interest	<u><u>19,068</u></u>	<u>3,551</u>
Note 3B: Board fees		
Statewide Super	<u>-</u>	108,403
Total board fees	<u><u>-</u></u>	<u>108,403</u>
Note 3C: Other revenue		
Contribution towards NT Office running costs (ASU National Office)	<u>6,000</u>	6,000
Other revenue	<u>5,115</u>	7,673
Total other revenue	<u><u>11,115</u></u>	<u>13,673</u>

AUSTRALIAN MUNICIPAL, ADMINISTRATIVE, CLERICAL AND SERVICES UNION (SOUTH AUSTRALIAN AND NORTHERN TERRITORY) BRANCH

**NOTES TO THE FINANCIAL STATEMENTS (CONTINUED)
FOR THE YEAR ENDED 30 JUNE 2023**

	2023	2022
	\$	\$
Note 4 Expenses		
Note 4A: Employee expenses		
Holders of office:		
Wages and salaries	246,643	240,546
Superannuation	39,015	36,624
Leave and other entitlements	35,492	33,745
Subtotal employee expenses holders of office	<u>321,150</u>	<u>310,915</u>
Employees other than office holders:		
Wages and salaries	1,293,325	1,170,541
Superannuation	188,425	174,491
Leave and other entitlements	184,383	166,893
Other employee expenses	27,932	19,841
Subtotal employee expenses employees other than office holders	<u>1,694,065</u>	<u>1,531,766</u>
Total employee expenses	<u>2,015,215</u>	<u>1,842,681</u>
Note 4B: Capitation Fees		
Australian Municipal, Administrative, Clerical and Services Union – National Office	186,363	168,514
Total capitation fees	<u>186,363</u>	<u>168,514</u>
Note 4C: Affiliation fees		
SA Unions	34,238	33,231
Australian Labor Party (South Australia)	23,698	22,606
Australian Labor Party (Northern Territory)	2,382	2,641
Unions NT	4,114	4,736
South Australian Council of Social Services	1,164	1,122
Australian Society for the Study of Labour History	100	100
SA May Day Collective	350	350
Total affiliation fees	<u>66,046</u>	<u>64,786</u>

AUSTRALIAN MUNICIPAL, ADMINISTRATIVE, CLERICAL AND SERVICES UNION (SOUTH AUSTRALIAN AND NORTHERN TERRITORY) BRANCH

**NOTES TO THE FINANCIAL STATEMENTS (CONTINUED)
FOR THE YEAR ENDED 30 JUNE 2023**

	2023	2022
	\$	\$
Note 4D: Administration and other operating expenses		
Compulsory levies:		
National Airlines Division Council - Australian Municipal, Administrative, Clerical and Services Union – National Office	1,564	1,564
Conference expenses	20,537	35,898
Computer expenses	79,060	73,447
Accountancy fees	34,160	38,080
Communications and campaigns	57,713	15,454
Motor vehicle expenses	22,191	15,542
Payroll tax	59,766	56,090
Meeting expenses	8,343	10,594
Office expenses	54,712	50,446
Other expenses	55,174	31,032
Property expenses	131,163	128,950
Travel expenses	50,317	9,457
Workcover levy	16,027	21,808
Total administration and other operating expense	590,727	488,362
<u>Purpose of Levy</u>		
<i>NADC Levy</i>		
The purpose of the levy raised by the ASU – National Office is to fund activities with respect to members within the National Airline Industry Division.		
Note 4E: Grants or donations		
Donations:		
Total paid that were \$1,000 or less	100	1,061
Total paid that exceeded \$1,000	-	4,595
Total grants or donations	100	5,656
Note 4F: Depreciation and amortisation		
Depreciation		
Buildings	20,858	20,858
Motor vehicles	612	918
Office furniture and equipment	30,964	37,411
Total depreciation	52,434	59,187
Amortisation		
Motor Vehicles	48,603	54,847
Total amortisation	48,603	54,847
Total depreciation and amortisation	101,037	114,034

AUSTRALIAN MUNICIPAL, ADMINISTRATIVE, CLERICAL AND SERVICES UNION (SOUTH AUSTRALIAN AND NORTHERN TERRITORY) BRANCH

**NOTES TO THE FINANCIAL STATEMENTS (CONTINUED)
FOR THE YEAR ENDED 30 JUNE 2023**

	2023	2022
	\$	\$
Note 4G: Legal costs		
Litigation	46,893	50,620
Total legal costs	<u>46,893</u>	<u>50,620</u>
Note 4H: Audit fees		
External audit fees	15,750	15,775
Other services	3,705	2,350
Total audit fees	<u>19,455</u>	<u>18,125</u>
Note 4I: Finance Costs		
Interest expense on leasing arrangements	6,112	9,213
Total finance costs	<u>6,112</u>	<u>9,213</u>
Note 5 Current Assets		
Note 5A: Cash and Cash Equivalents		
Cash at bank	770,182	1,113,954
Total cash and cash equivalents	<u>770,182</u>	<u>1,113,954</u>
Note 5B: Investments in Short Term Deposits		
Term deposits	700,175	100,101
Total investments in short term deposits	<u>700,175</u>	<u>100,101</u>
Note 5C: Trade and Other Receivables		
Receivables from other reporting units		-
Australian Municipal, Administrative, Clerical and Services Union	8,370	-
– National Office		
Less provision for doubtful debts (reporting units)	-	-
Receivables from other reporting units (net)	<u>8,370</u>	-
Trade receivables	-	-
Less: provision for doubtful debts (other receivables)	-	-
Total trade and other receivables (net)	<u>8,370</u>	-

Provision for Doubtful Debts

A provision has been recognised for doubtful debts when membership subscription fees owing has been given to a third party for collection or where full recoverability is unlikely.

AUSTRALIAN MUNICIPAL, ADMINISTRATIVE, CLERICAL AND SERVICES UNION (SOUTH AUSTRALIAN AND NORTHERN TERRITORY) BRANCH

**NOTES TO THE FINANCIAL STATEMENTS (CONTINUED)
FOR THE YEAR ENDED 30 JUNE 2023**

	2023	2022
	\$	\$
Note 6		
Non-current Assets		
Note 6A: Land and buildings		
Land and buildings – 41 King William Road, Unley		
At cost	2,500,168	2,500,168
accumulated depreciation	(106,740)	(85,882)
Total land and buildings	2,393,428	2,414,286

Reconciliation of Opening and Closing Balances of Land and Buildings

As at 1 July		
Gross book value	2,500,168	2,500,168
Accumulated depreciation and impairment	(85,882)	(65,024)
Net book value 1 July	2,414,286	2,435,144
Additions:		
By purchase	-	-
Depreciation expense	(20,858)	(20,858)
Disposals:		
By sale	-	-
Net book value 30 June	2,393,428	2,414,286
Net book value as of 30 June represented by:		
Gross book value	2,500,168	2,500,168
Accumulated depreciation and impairment	(106,740)	(85,882)
Net book value 30 June	2,393,428	2,414,286

AUSTRALIAN MUNICIPAL, ADMINISTRATIVE, CLERICAL AND SERVICES UNION (SOUTH AUSTRALIAN AND NORTHERN TERRITORY) BRANCH

NOTES TO THE FINANCIAL STATEMENTS (CONTINUED)

FOR THE YEAR ENDED 30 JUNE 2023

	2023	2022
	\$	\$
Note 6B: Motor vehicles		
Motor vehicles:		
at cost	252,281	307,128
accumulated depreciation/ amortisation	(177,936)	(183,568)
Total motor vehicles	74,345	123,560

Reconciliation of Opening and Closing Balances of Motor Vehicles

As at 1 July		
Gross book value	307,128	307,128
Accumulated depreciation/ amortisation	(183,568)	(127,803)
Net book value 1 July	123,560	179,325
Additions:		
By purchase	-	-
By lease arrangement	-	-
Depreciation expense	(612)	(918)
Amortisation expense	(48,603)	(54,847)
Disposals:		
By sale	-	-
Net book value 30 June	74,345	123,560
Net book value as of 30 June represented by:		
Gross book value	252,281	307,128
Accumulated depreciation/ amortisation	(177,936)	(183,568)
Net book value 30 June	74,345	123,560

Included in the net carrying amount of motor vehicles are right to use assets as followings

Right of use asset		
At cost	221,579	276,426
accumulated depreciation/ amortisation	(148,458)	(154,702)
Total right of use asset – buildings	73,121	121,724

AUSTRALIAN MUNICIPAL, ADMINISTRATIVE, CLERICAL AND SERVICES UNION (SOUTH AUSTRALIAN AND NORTHERN TERRITORY) BRANCH

NOTES TO THE FINANCIAL STATEMENTS (CONTINUED)

FOR THE YEAR ENDED 30 JUNE 2023

	2023	2022
	\$	\$
Note 6C: Office furniture and equipment		
Office furniture and equipment:		
at cost	228,246	212,593
accumulated depreciation	(208,534)	(177,570)
Total office furniture and equipment	19,712	35,023

Reconciliation of Opening and Closing Balances of Office Furniture and Equipment

As at 1 July		
Gross book value	212,593	206,573
Accumulated depreciation and impairment	(177,570)	(140,159)
Net book value 1 July	35,023	66,414
Additions:		
By purchase	15,653	6,020
Depreciation expense	(30,964)	(37,411)
Disposals:		
By sale	-	-
Net book value 30 June	19,712	35,023
Net book value as of 30 June represented by:		
Gross book value	228,246	212,593
Accumulated depreciation and impairment	(208,534)	(177,570)
Net book value 30 June	19,712	35,023

AUSTRALIAN MUNICIPAL, ADMINISTRATIVE, CLERICAL AND SERVICES UNION (SOUTH AUSTRALIAN AND NORTHERN TERRITORY) BRANCH

**NOTES TO THE FINANCIAL STATEMENTS (CONTINUED)
FOR THE YEAR ENDED 30 JUNE 2023**

	2023	2022
	\$	\$
Note 7 Current Liabilities		
Note 7A: Trade payables		
Trade creditors and accruals	13,189	12,358
Subtotal trade creditors	<u>13,189</u>	<u>12,358</u>
Payables to other reporting units		
Australian Municipal, Administrative, Clerical and Services Union	4,568	-
– National Office		
Subtotal payables to other reporting units	<u>4,568</u>	<u>-</u>
Total trade payables	<u>17,757</u>	<u>12,358</u>
Settlement is usually made within 30 days.		
Note 7B: Other payables		
GST payable	23,918	13,787
PAYG payable	32,414	33,995
Superannuation payable	23,456	-
FBT payable	5,770	1,753
Legal costs		
Litigation	-	40,104
Total other payables	<u>85,558</u>	<u>89,639</u>
Total other payables are expected to be settled in:		
No more than 12 months	85,558	89,639
More than 12 months	-	-
Total other payables	<u>85,558</u>	<u>89,639</u>

AUSTRALIAN MUNICIPAL, ADMINISTRATIVE, CLERICAL AND SERVICES UNION (SOUTH AUSTRALIAN AND NORTHERN TERRITORY) BRANCH

NOTES TO THE FINANCIAL STATEMENTS (CONTINUED)
FOR THE YEAR ENDED 30 JUNE 2023

	2023	2022
	\$	\$
Note 8		
Provisions		
Note 8A: Employee Provisions		
Office Holders:		
Annual leave	87,556	98,139
Long service leave	41,163	37,729
<i>Subtotal employee provisions—office holders</i>	128,719	135,868
Employees other than office holders:		
Annual leave	170,135	94,523
Long service leave	155,220	119,164
<i>Subtotal employee provisions—employees other than office holders</i>	325,355	213,687
Total employee provisions	454,074	349,555
Current	401,402	296,882
Non-Current	52,672	52,673
<i>Total employee provisions</i>	454,074	349,555

AUSTRALIAN MUNICIPAL, ADMINISTRATIVE, CLERICAL AND SERVICES UNION (SOUTH AUSTRALIAN AND NORTHERN TERRITORY) BRANCH

**NOTES TO THE FINANCIAL STATEMENTS (CONTINUED)
FOR THE YEAR ENDED 30 JUNE 2023**

	2023	2022
	\$	\$
Note 9		
Borrowings		

Note 9A: Lease liabilities

Lease liabilities are presented on the statement of financial position as follows:

Current	50,757	50,740
Non-current	24,083	74,839
Total lease liabilities	74,840	125,579

The Branch leases its motor vehicle fleet with 11 leases outstanding at 30 June 2023 (2022: 11 motor vehicles). With the exception of short-term leases and leases of low-value underlying assets, each lease is reflected in the statement of financial position as a right-to-use asset and a lease liability. The Branch classifies its right-to-use assets in a consistent manner to its property, plant and equipment (see Note 6B)

Each lease generally imposes a restriction that, unless there is a contractual right for the Branch to sublet the asset to another party, the right-of-use asset can only be used by the Branch. Leases are either non-cancellable or may only be cancelled by incurring a substantive termination fee. The Branch is prohibited from selling or pledging the underlying leased assets as security. Further, the Branch must insure motor vehicles and incur maintenance fees on such items in accordance with the lease contracts.

The table below describes the nature of the Branch's leasing activities by type of right-of-use asset recognised on the statement of financial position:

Right of use asset	No of right of use assets leased	Range of remaining term	Average remaining term	No of leases with extension options	No of leases with options to purchase	No of leases with variable payments linked to index	No of leases with termination options
Motor Vehicles	11	0.1 to 2.0 years	1.74 years	-	-	-	-

AUSTRALIAN MUNICIPAL, ADMINISTRATIVE, CLERICAL AND SERVICES UNION (SOUTH AUSTRALIAN AND NORTHERN TERRITORY) BRANCH

**NOTES TO THE FINANCIAL STATEMENTS (CONTINUED)
FOR THE YEAR ENDED 30 JUNE 2023**

Note 9A: Lease Liabilities (continued)

Future minimum lease payments as follows:

	Minimum lease payments due						
	Within 1 year	1-2 years	2-3 years	3-4 years	4-5 years	After 5 years	Total
30 June 2023							
Lease payments	54,350	25,182	-	-	-	-	79,532
Finance charges	(3,593)	(1,099)	-	-	-	-	(4,692)
Net present value	50,757	24,083	-	-	-	-	74,840
30 June 2022							
Lease payments	56,852	54,350	25,182	-	-	-	136,384
Finance charges	(6,112)	(3,593)	(1,100)	-	-	-	(10,805)
Net present value	50,740	50,757	24,082	-	-	-	125,579

AUSTRALIAN MUNICIPAL, ADMINISTRATIVE, CLERICAL AND SERVICES UNION (SOUTH AUSTRALIAN AND NORTHERN TERRITORY) BRANCH

**NOTES TO THE FINANCIAL STATEMENTS (CONTINUED)
FOR THE YEAR ENDED 30 JUNE 2023**

	2023 \$	2022 \$
Note 10 Cash Flow		
Note 10A: Cash Flow Reconciliation		
Reconciliation of cash and cash equivalents as per Statement of Financial Position to Cash Flow Statement:		
Cash and cash equivalents as per:		
Cash flow statement	1,470,357	1,214,055
Statement of financial position (including term deposits – refer Note 5A + Note 5B))	1,470,357	1,214,055
Difference	<u>-</u>	<u>-</u>
Reconciliation of surplus to net cash from operating activities:		
Surplus for the year	124,190	264,019
Adjustments for non-cash items		
Depreciation/ amortisation	101,037	114,034
Interest expense on leasing arrangements	6,112	9,213
Changes in assets/liabilities		
(Increase)/ decrease in trade and other receivables	(8,370)	111
(Increase)/ decrease in prepayments	-	1,471
Increase/ (decrease) in trade creditors and other payables	1,318	(57,953)
Increase/ (decrease) in employee provisions	104,519	13,110
Net cash (used in)/ provided by operating activities	<u>328,806</u>	<u>344,005</u>
Note 10B: Cash flow information		
Cash inflows from other reporting units		
Australian Municipal, Administrative, Clerical and Services Union – National Office	52,344	14,600
Total cash inflows	<u>52,344</u>	<u>14,600</u>
Cash outflows to other reporting units		
Australian Municipal, Administrative, Clerical and Services Union – National Office	(233,301)	(197,711)
Total cash outflows	<u>(233,301)</u>	<u>(197,711)</u>

Note: Cash flow information to/ from other reporting units disclosed include 10% GST on applicable transactions.

AUSTRALIAN MUNICIPAL, ADMINISTRATIVE, CLERICAL AND SERVICES UNION (SOUTH AUSTRALIAN AND NORTHERN TERRITORY) BRANCH

**NOTES TO THE FINANCIAL STATEMENTS (CONTINUED)
FOR THE YEAR ENDED 30 JUNE 2023**

Note 10C: Credit standby arrangements and loan facilities

The Branch has a credit card facility amounting to 50,000 (2022: \$50,000). This may be terminated at any time at the option of the bank. The balance of this facility is cleared monthly and interest rates are variable.

Note 10D: Non-cash transactions

During the year the Branch acquired plant and equipment with an aggregate value of nil (2022: nil) by means of leasing arrangement. These acquisitions are not reflected in the statement of cash flows

	2023	2022
		\$
Note 10E: Net debt reconciliation		
Cash and cash equivalents	770,182	1,113,954
Investments in short term deposits	700,175	100,101
Borrowings – repayable within one year	(50,757)	(50,740)
Borrowings – repayable after one year	(24,083)	(74,839)
Net debt	<u>1,395,517</u>	<u>1,088,476</u>

Note 10F: Reconciliation of movements of liabilities to cash flows arising from financing activities

	Other Assets	Liabilities from financing activities		
	Cash assets	Borrowings – due within 1 year	Borrowings – due after 1 year	Total
Net debt at 1 July 2021	941,325	(57,313)	(124,308)	759,704
Cash flows	272,730	6,573	49,469	328,772
Net debt at 30 June 2022	<u>1,214,055</u>	<u>(50,740)</u>	<u>(74,839)</u>	<u>1,088,476</u>
Cash flows	256,302	(17)	50,756	307,041
Net debt at 30 June 2023	<u>1,470,357</u>	<u>(50,757)</u>	<u>(24,083)</u>	<u>1,395,517</u>

AUSTRALIAN MUNICIPAL, ADMINISTRATIVE, CLERICAL AND SERVICES UNION (SOUTH AUSTRALIAN AND NORTHERN TERRITORY) BRANCH

**NOTES TO THE FINANCIAL STATEMENTS (CONTINUED)
FOR THE YEAR ENDED 30 JUNE 2023**

Note 11 Contingent Liabilities, Assets and Commitments

Note 11A: Commitments and Contingencies

Capital commitments

At 30 June 2023 the Branch did not have any capital commitments (2022: Nil).

Other contingent assets or liabilities (i.e. legal claims)

Committee of Management is not aware of any contingent assets or liabilities that are likely to have a material effect on the results of the Branch.

AUSTRALIAN MUNICIPAL, ADMINISTRATIVE, CLERICAL AND SERVICES UNION (SOUTH AUSTRALIAN AND NORTHERN TERRITORY) BRANCH

**NOTES TO THE FINANCIAL STATEMENTS (CONTINUED)
FOR THE YEAR ENDED 30 JUNE 2023**

Note 12 Related Party Disclosures

**Note 12A: Related Party Transactions for the Reporting Period
Holders of office and related reporting units**

For financial reporting purposes, under the *Fair Work (Registered Organisations) Act 2009*, the Australian Municipal, Administrative, Clerical and Services Union is divided into the following separate reporting units (and deemed related parties):

Australian Municipal, Administrative, Clerical and Services Union – National Office (ASU – National Office)
 Australian Municipal, Administrative, Clerical and Services Union Queensland – Services and Northern Administrative Branch (ASU – Queensland, Services and Northern Administrative Branch)
 Australian Municipal, Administrative, Clerical and Services Union – Queensland Together Branch (ASU – Queensland Together Branch)
 Australian Municipal, Administrative, Clerical and Services Union – New South Wales Local Government, Clerical, Administrative, Energy, Airlines and Utilities Branch (ASU – NSW United Services Branch)
 Australian Municipal, Administrative, Clerical and Services Union – New South Wales and Australian Capital Territory Branch (ASU – NSW & ACT Branch)
 Australian Municipal, Administrative, Clerical and Services Union – Victoria/ Tasmania Authorities and Services Branch (ASU – VIC/ TAS Authorities Branch)
 Australian Municipal, Administrative, Clerical and Services Union – Victoria Private Sector Branch (ASU – VIC Private Sector Branch)
 Australian Municipal, Administrative, Clerical and Services Union – Western Australia Branch (ASU – WA Branch)
 Australian Municipal, Administrative, Clerical and Services Union – Taxation Officers' Branch (ASU – Tax Officers' Branch)

The following table provides the total amount of transactions that have been entered into with related parties for the relevant year.

	2023	2022
	\$	\$
Revenue received from ASU – National Office includes the following:		
Contribution towards NT Office running costs	6,000	6,000
Sponsorship	-	7,273
Wage reimbursement	45,853	-
Travel/ accommodation reimbursement	3,342	-
Amounts owned by ASU – National Office includes the following:		
Wage reimbursement	8,370	-

AUSTRALIAN MUNICIPAL, ADMINISTRATIVE, CLERICAL AND SERVICES UNION (SOUTH AUSTRALIAN AND NORTHERN TERRITORY) BRANCH

**NOTES TO THE FINANCIAL STATEMENTS (CONTINUED)
FOR THE YEAR ENDED 30 JUNE 2023**

Note 12 Related Party Disclosures (Continued)

**Note 12A: Related Party Transactions for the Reporting Period
Holders of office and related reporting units (Continued)**

	2023	2022
	\$	\$
Expenses paid to ASU – National Office includes the following:		
Capitation fees	186,363	168,514
Levy - National Airline Industry Division	1,564	1,564
Insurance	6,377	5,854
Reimbursements/ office expenses	3,811	3,389
Legal fee reimbursement	1,717	-
iMIS/ IT costs reimbursement	16,847	-
Amounts owed to ASU – National Office include the following:		
iMIS/ IT costs reimbursement	4,568	-

Terms and conditions of transactions with related parties

The sales to and purchases from related parties are made on terms equivalent to those that prevail in arm's length transactions. Outstanding balances for sales and purchases at the year-end are unsecured and interest free and settlement occurs in cash. There have been no guarantees provided or received for any related party receivables or payables. For the year ended 30 June 2023, the Branch has not recorded any impairment of receivables relating to amounts owed by related parties and declared person or body (2022: Nil). This assessment is undertaken each financial year through examining the financial position of the related party and the market in which the related party operates.

AUSTRALIAN MUNICIPAL, ADMINISTRATIVE, CLERICAL AND SERVICES UNION (SOUTH AUSTRALIAN AND NORTHERN TERRITORY) BRANCH

**NOTES TO THE FINANCIAL STATEMENTS (CONTINUED)
FOR THE YEAR ENDED 30 JUNE 2023**

Note 12 Related Party Disclosures (Continued)

**Note 12A: Related Party Transactions for the Reporting Period
Holders of office and related reporting units (Continued)**

Key management personnel comprise those individuals who have the authority and responsibility for planning, directing and controlling the activities of the Branch. The Branch has determined key management personnel comprise of:

- Abbie Spencer (Branch Secretary)
- Scott Cowen (Branch Assistant Secretary)
- All remaining members of the Committee of Management.

During the year, key management personnel of the Branch were remunerated as follows:

	2023	2022
	\$	\$
Note 12B: Key Management Personnel Remuneration for the Reporting Period		
Short-term employee benefits		
Salary (including annual leave taken)	274,289	266,849
Other	-	-
Total short-term employee benefits	274,289	266,849
Post-employment benefits:		
Superannuation	39,015	36,624
Total post-employment benefits	39,015	36,624
Other long-term benefits:		
Long-service leave	7,846	7,442
Total other long-term benefits	7,846	7,442
Termination benefits		
Total	321,150	310,915

No other transactions occurred during the year with elected officers, close family members or other related parties than those related to their membership or employment and on terms no more favourable than those applicable to any other member of employee.

Note 13 Remuneration of Auditors

Value of the services provided

Financial statement audit services	15,750	15,775
Other services	3,705	2,350
Total remuneration of auditors	19,455	18,125

Other services comprised of taxation advice, ECSA disclosure returns audits and accounting assistance.

AUSTRALIAN MUNICIPAL, ADMINISTRATIVE, CLERICAL AND SERVICES UNION (SOUTH AUSTRALIAN AND NORTHERN TERRITORY) BRANCH

**NOTES TO THE FINANCIAL STATEMENTS (CONTINUED)
FOR THE YEAR ENDED 30 JUNE 2023**

Note 14 Financial Instruments

Financial Risk Management Policy

The Branch Committee of Management monitors the Branch's financial risk management policies and exposure and approves financial transactions entered into. It also reviews the effectiveness of internal controls relating to the counterparty credit risk, liquidity risk, market risk and interest rate risk. The Branch Committee of Management meets on a regular basis to review the financial exposure of the Branch.

(a) Credit Risk

Exposure to credit risk relating to financial assets arises from the potential non-performance by counterparties of contract obligations that could lead to a financial loss of the Branch. The Branch does not have any material credit risk exposures as its major source of revenue is the receipt of membership fees.

The maximum exposures to credit risk by class of recognised financial assets at the end of the reporting period is equivalent to the carrying value and classification of those financial assets (net of provisions) as presented in the statement of financial position.

The Branch has no significant concentration of credit risk with respect to any single counterparty or group of counterparties. The class of assets described as Trade and Other Receivables is considered to be the main source of credit risk related to the Branch.

On a geographical basis, the Branch's trade and other receivables are all based in Australia.

The following table details the Branch's trade and other receivables exposed to credit risk. Amounts are considered 'past due' when the debt has not been settled, within the terms and conditions agreed between the Branch and the customer or counterparty to the transaction. Receivables that are past due are assessed for impairment by ascertaining solvency of the debtors and are provided for where there are specific circumstances indicating that the debt may not be fully repaid to the Branch.

The balance of receivables that remain within initial trade terms (as detailed in the table) are considered to be of high credit quality.

AUSTRALIAN MUNICIPAL, ADMINISTRATIVE, CLERICAL AND SERVICES UNION (SOUTH AUSTRALIAN AND NORTHERN TERRITORY) BRANCH

**NOTES TO THE FINANCIAL STATEMENTS (CONTINUED)
FOR THE YEAR ENDED 30 JUNE 2023**

Note 14 Financial Instruments (Continued)

(a) Credit Risk (Continued)

Ageing of financial assets that were past due but not impaired for 2023

	Within trading terms	0 to 30 days	31 to 60 days	61 to 90 days	90+ days	Total
	\$	\$	\$	\$	\$	\$
Trade and other receivables	-	-	-	-	-	-
Receivables from other reporting units	8,370	-	-	-	-	-
Total	8,370	-	-	-	-	8,370

Ageing of financial assets that were past due but not impaired for 2022

	Within trading terms	0 to 30 days	31 to 60 days	61 to 90 days	90+ days	Total
	\$	\$	\$	\$	\$	\$
Trade and other receivables	-	-	-	-	-	-
Receivables from other reporting units	-	-	-	-	-	-
Total	-	-	-	-	-	-

The Branch has no significant concentrations of credit risk exposure to any single counterparty or group of counterparties.

Credit risk related to balances with banks and other financial institutions is managed by the Committee of Management in accordance with approved policy. Such policy requires that surplus funds are only invested with counterparties with a strong reputation and backed by the Commonwealth Government's bank guarantee. At 30 June 2023, all funds were held by financial institutions backed by the Commonwealth Government's bank guarantee.

Collateral held as security

The Branch does not hold collateral with respect to its receivables at 30 June 2023 (2022: Nil).

(b) Liquidity Risk

Liquidity risk arises from the possibility that the Branch might encounter difficulty in settling its debts or otherwise meeting its obligations in relation to financial liabilities. The Branch manages this risk through the following mechanisms:

- preparing forward looking cash flow estimates;
- maintaining a reputable credit profile;
- managing credit risk related to financial assets;
- only investing surplus cash with major financial institutions; and
- comparing the maturity profile of financial liabilities with the realisation profile of financial assets.

AUSTRALIAN MUNICIPAL, ADMINISTRATIVE, CLERICAL AND SERVICES UNION (SOUTH AUSTRALIAN AND NORTHERN TERRITORY) BRANCH

**NOTES TO THE FINANCIAL STATEMENTS (CONTINUED)
FOR THE YEAR ENDED 30 JUNE 2023**

Note 14 Financial Instruments (Continued)

(b) Liquidity Risk (continued)

The tables below reflect an undiscounted contractual maturity analysis for non-derivative financial liabilities. The Branch does not hold directly any derivative financial liabilities.

Cash flows realised from financial assets reflect management's expectation as to the timing of realisation. Actual timing may therefore differ from that disclosed. The timing of cash flows presented in the table to settle financial liabilities reflects the earliest contractual settlement dates

Financial Instrument Composition and Maturity Analysis

	Within 1 Year		1 to 5 Years		Over 5 Years		Total	
	2023	2022	2023	2022	2023	2022	2023	2022
	\$	\$	\$	\$	\$	\$	\$	\$
Financial liabilities due for payment								
Trade payables	(17,757)	(12,358)	-	-	-	-	(17,757)	(12,358)
Other payables	(85,558)	(89,639)	-	-	-	-	(85,558)	(89,639)
Borrowings – leases	(50,757)	(50,740)	(24,083)	(74,839)	-	-	(74,840)	(125,579)
Total expected outflows	(154,072)	(152,737)	(24,083)	(74,839)	-	-	(178,155)	(227,576)
Financial assets – cash flow receivable								
Cash and cash equivalents	770,182	1,113,954	-	-	-	-	770,182	1,113,954
Investments in short term deposits	700,175	100,101	-	-	-	-	700,175	100,101
Investments in shares	665	665	-	-	-	-	665	665
Trade and other receivables	8,370	-	-	-	-	-	8,370	-
Total anticipated inflows	1,479,392	1,214,720	-	-	-	-	1,479,392	1,214,720
Net inflow/ (outflow) on financial instruments	1,325,320	1,061,983	(24,083)	(74,839)	-	-	1,301,237	987,144

AUSTRALIAN MUNICIPAL, ADMINISTRATIVE, CLERICAL AND SERVICES UNION (SOUTH AUSTRALIAN AND NORTHERN TERRITORY) BRANCH

**NOTES TO THE FINANCIAL STATEMENTS (CONTINUED)
FOR THE YEAR ENDED 30 JUNE 2023**

Note 14 Financial Instruments (Continued)

(c) Market Risk

i. Interest rate risk

Exposure to interest rate risk arises on financial assets and financial liabilities recognised at the end of the reporting period whereby a future change in interest rates will affect future cash flows or the fair value of fixed rate financial instruments. The Branch is also exposed to earnings volatility on floating rate instruments.

Interest rate risk is managed using a mix of fixed and floating financial instruments. The effective interest rate expenditure to interest rate financial instruments are as follows:

	Weighted Average Effective Interest Rate			
	2023	2022	2023	2022
	%	%	\$	\$
Floating rate instruments				
Cash and cash equivalents	0.28	0.35	770,182	1,113,954
Investments in short term deposits	3.11	0.15	770,175	100,101

ii. Foreign exchange risk

The Branch is not exposed to direct fluctuations in foreign currencies.

iii. Price risk

The Branch is no exposed to any material commodity price risk.

iv. Interest rate risk

The Branch has performed a sensitivity analysis relating to its exposure to interest rate risk at balance date. This sensitivity analysis demonstrates the effect on the current year results and equity which could result from a change in this risk.

AUSTRALIAN MUNICIPAL, ADMINISTRATIVE, CLERICAL AND SERVICES UNION (SOUTH AUSTRALIAN AND NORTHERN TERRITORY) BRANCH

**NOTES TO THE FINANCIAL STATEMENTS (CONTINUED)
FOR THE YEAR ENDED 30 JUNE 2023**

Note 14 Financial Instruments (Continued)

(c) Market Risk (Continued)

v. Sensitivity Analysis

The following table illustrates sensitivities to the Branch's exposures to changes in interest rates and equity prices. The table indicates the impact of how profit and equity values reported at the end of the reporting period would have been affected by changes in the relevant risk variable that management considers to be reasonably possible.

These sensitivities assume that the movement in a particular variable is independent of other variables.

	Profit \$	Equity \$
Year ended 30 June 2023		
+2% in interest rates	29,407	29,407
-2% in interest rates	(16,166)	(16,166)
Year ended 30 June 2022		
+2% in interest rates	24,281	24,281
-2% in interest rates	(4,056)	(4,056)

No sensitivity analysis has been performed on foreign exchange risk as the Branch has no material direct exposures to currency risk. There have been no changes in any of the assumptions used to prepare the above sensitivity analysis from the prior year.

There have been no changes in any of the assumptions used to prepare the above sensitivity analysis from the prior year.

AUSTRALIAN MUNICIPAL, ADMINISTRATIVE, CLERICAL AND SERVICES UNION (SOUTH AUSTRALIAN AND NORTHERN TERRITORY) BRANCH

**NOTES TO THE FINANCIAL STATEMENTS (CONTINUED)
FOR THE YEAR ENDED 30 JUNE 2023**

Note 15 Fair Value Measurement

Fair Values

Fair value estimation

The fair values of financial assets and liabilities are presented in the following table and can be compared to their carrying values as presented in the statement of financial position. Fair value is the amount at which an asset could be exchanged, or a liability settled, between knowledgeable, willing parties at an arm's length transaction.

Fair value may be based on information that is estimated or subject to judgment, where changes in assumptions may have a material impact on the amounts estimated. Areas of judgement and the assumptions have been detailed below. Where possible, valuation information used to calculate fair values is extracted from the market, with more reliable information available from markets that are actively traded.

In this regard, fair values for listed securities are obtained from quoted market bid prices. Where securities are unlisted and no market quotes are available, fair value is obtained using discounted cash flow analysis and other valuation techniques commonly used by market participants.

Differences between fair values and carrying amounts of financial instruments with fixed interest rates are due to the change in discount rates being applied by the market since their initial recognition by the Branch. Most of these instruments, which are carried at amortised cost (i.e. accounts receivable), are to be held until maturity and therefore the fair value figures calculated bear little relevance to the Branch.

The following table contains the carrying amounts and related fair values for the Branch's financial assets and liabilities:

	Footnote	2023		2022	
		Carrying value	Fair value	Carrying value	Fair value
		\$	\$	\$	\$
Financial assets					
Cash and cash equivalents	(i)	770,182	770,182	1,113,954	1,113,954
Investment in short term deposits	(i)	700,175	700,175	100,101	100,101
Investments in shares	(i)	665	665	665	665
Accounts receivable and other debtors	(i)	8,370	8,370	-	-
Total financial assets		1,479,392	1,479,392	1,214,720	1,214,720
Financial liabilities					
Trade payables	(i)	17,757	17,757	12,358	12,358
Other payables	(i)	85,558	85,558	89,639	89,639
Borrowings – leases		74,840	74,840	125,579	125,579
Total financial liabilities		178,155	178,155	227,576	227,576

The fair values disclosed in the above table have been determined based on the following methodologies:

- (i) Cash and cash equivalents, term deposits, shares in listed companies, accounts receivable and other debtors, accounts payable and other payables and lease liabilities are short-term instruments in nature whose carrying value is equivalent to fair value.

AUSTRALIAN MUNICIPAL, ADMINISTRATIVE, CLERICAL AND SERVICES UNION (SOUTH AUSTRALIAN AND NORTHERN TERRITORY) BRANCH

**NOTES TO THE FINANCIAL STATEMENTS (CONTINUED)
FOR THE YEAR ENDED 30 JUNE 2023**

Note 15 Fair Value Measurement (Continued)

The fair values disclosed in the above table have been determined based on the following methodologies:

- (ii) Cash and cash equivalents, accounts receivable and other debtors and accounts payable and other payables are short-term instruments in nature whose carrying value is equivalent to fair value. Trade and other payables exclude amounts provided for annual leave, which is outside the scope of AASB 139.

Fair Value Hierarchy

AASB 13: Fair Value Measurement requires the disclosure of fair value information by level of the fair value hierarchy, which categories fair value measurement into one of the three possible levels based on the lowest level that an input that is significant to the measurement can be categorised into as follows:

Level 1

Measurements based on quoted prices (unadjusted) in active markets for identical assets or liabilities that the entity can access at the measurement date.

Level 2

Measurements based on inputs other than quoted prices included in Level 1 that are observable for the asset or liability, either directly or indirectly.

Level 3

Measurements based on unobservable inputs for the asset or liability.

The fair values of assets and liabilities that are not traded in an active market are determined using one or more valuation techniques. These valuation techniques maximise, to the extent possible, the use of observable market data. If all significant inputs required to measure fair value are observable, the asset or liability is included in Level 2. If one or more significant inputs are not based on observable market data, the asset or liability is included in Level 3.

AUSTRALIAN MUNICIPAL, ADMINISTRATIVE, CLERICAL AND SERVICES UNION (SOUTH AUSTRALIAN AND NORTHERN TERRITORY) BRANCH

**NOTES TO THE FINANCIAL STATEMENTS (CONTINUED)
FOR THE YEAR ENDED 30 JUNE 2023**

Note 15 Fair Value Measurement (Continued)

The following tables provide an analysis of financial and non-financial assets and liabilities that are measured at fair value, by fair value hierarchy.

Fair value hierarchy – 30 June 2023

The Branch did not have any assets or liabilities that were recorded using the above fair value hierarchy at 30 June 2023.

The Branch does not have any other assets or liabilities that are recorded using a fair value technique.

Fair value hierarchy – 30 June 2022

The Branch did not have any assets or liabilities that were recorded using the above fair value hierarchy at 30 June 2022.

The Branch does not have any other assets or liabilities that are recorded using a fair value technique.

Note 16 Section 272 Fair Work (Registered Organisations) Act 2009

In accordance with the requirements of the *Fair Work (Registered Organisations) Act 2009*, the attention of members is drawn to the provisions of subsections (1) to (3) of section 272, which reads as follows:

Information to be provided to members or Commission:

- (1) A member of a reporting unit, or the Commissioner, may apply to the reporting unit for specified prescribed information in relation to the reporting unit to be made available to the person making the application.
- (2) The application must be in writing and must specify the period within which, and the manner in which, the information is to be made available. The period must not be less than 14 days after the application is given to the reporting unit.
- (3) A reporting unit must comply with an application made under subsection (1).

AUSTRALIAN MUNICIPAL, ADMINISTRATIVE, CLERICAL AND SERVICES UNION (SOUTH AUSTRALIAN AND NORTHERN TERRITORY) BRANCH

**NOTES TO THE FINANCIAL STATEMENTS (CONTINUED)
FOR THE YEAR ENDED 30 JUNE 2023**

Note 17 Branch Details

The registered office of the Branch is:

41 King William Road
UNLEY SA 5061

Note 18 Segment Information

The Branch operates solely in one reporting segment, being the provision of industrial services in South Australia and the Northern Territory.

AUSTRALIAN MUNICIPAL, ADMINISTRATIVE, CLERICAL AND SERVICES UNION (SOUTH AUSTRALIAN AND NORTHERN TERRITORY) BRANCH

OFFICER DECLARATION STATEMENT

I, Abbie Spencer, being the Branch Secretary of the Australian, Administrative, Clerical and Services Union (South Australian and Northern Territory) Branch, declare that the following activities did not occur during the reporting period ending 30 June 2023:

The reporting unit did not:

- agree to receive financial support from another reporting unit to continue as a going concern (refers to agreement regarding financial support not dollar amount)
- agree to provide financial support to another reporting unit to ensure they continue as a going concern (refers to agreement regarding financial support not dollar amount)
- acquire an asset or liability due to an amalgamation under Part 2 of Chapter 3 of the RO Act, a restructure of the branches of an organisation, a determination or revocation by the General Manager, Fair Work Commission
- receive capitation fees from another reporting unit
- receive revenue via compulsory levies
- receive donations or grants
- receive revenue from undertaking recovery of wages activity
- incur fees as consideration for employers making payroll deductions of membership subscriptions
- pay a grant that was \$1,000 or less
- pay a grant that exceeded \$1,000
- pay a donation that exceeded \$1,000
- pay separation and redundancy to holders of office
- pay other employee expenses to holders of office
- pay to a person fees or allowances to attend conferences or meetings as a representative of the reporting unit
- pay a penalty imposed under the RO Act or the *Fair Work Act 2009*
- have a payable to an employer for that employer making payroll deductions of membership subscriptions
- have a payable in respect of legal costs relating to litigation
- have a payable in respect of legal costs relating to other legal matters
- have a separation and redundancy provision in respect of holders of office
- have other employee provisions in respect of holders of office
- have a separation and redundancy provision in respect of employees (other than holders of office)
- have other employee provisions in respect of employees (other than holders of office)

AUSTRALIAN MUNICIPAL, ADMINISTRATIVE, CLERICAL AND SERVICES UNION (SOUTH AUSTRALIAN AND NORTHERN TERRITORY) BRANCH

OFFICER DECLARATION STATEMENT (CONTINUED)

- have a fund or account for compulsory levies, voluntary contributions or required by the rules of the organisation or branch
- transfer to or withdraw from a fund (other than the general fund), account, asset or controlled entity
- have another entity administer the financial affairs of the reporting unit
- make a payment to a former related party of the reporting unit



.....
Abbie Spencer
Branch Secretary

31 October 2023

Unley