



15 December 2023

Nick Panayiaris
Branch President
The Pharmacy Guild of Australia-South Australia Branch
Sent via email: guildsa@sa.guild.org.au
CC: paul.gosnold@bdo.com.au

Dear Nick Panayiaris

**The Pharmacy Guild of Australia-South Australia Branch
Financial Report for the year ended 30 June 2023 – (FR2023/122)**

I acknowledge receipt of the financial report for the year ended 30 June 2023 for the Pharmacy Guild of Australia-South Australia Branch. The documents were lodged with the Fair Work Commission (the Commission) on 17 October 2023. I also acknowledge the lodgement of the amended designated officer's certificate which was received on 12 December 2023.

The financial report has now been filed.

The financial report was filed based on a primary review. This involved confirming that the financial reporting timelines required under sections 253, 265, 266 and 268 of the *Fair Work (Registered Organisations) Act 2009* (RO Act) have been satisfied, all documents required under section 268 of the RO Act were lodged and that various disclosure requirements under the Australian Accounting Standards, RO Act and reporting guidelines have been complied with. A primary review does not examine all disclosure requirements.

Please note that the financial report for the year ending 30 June 2024 may be subject to an advanced compliance review.

You are not required to take any further action in respect of the report lodged. I make the following comments to assist you when you next prepare a financial report. The Commission will confirm these concerns have been addressed prior to filing next year's report.

You must rotate your registered auditor

Correspondence was provided to the reporting unit on 22 June 2023, which alerted you that your registered auditor is approaching their statutory limit on how many consecutive financial years they are permitted to audit your financial report. The financial report lodged identifies that Paul Gosnold was the reporting unit's registered auditor for this financial year. Our records indicate that you have now used your current registered auditor for five consecutive financial years, which is the statutory limit under section 256A.

Please ensure that Paul Gosnold is not assigned to audit the financial report of the reporting unit for at least the following two financial years. Further information on the rotation of registered auditor requirement can be found via [this link](#).

Reference to the Registered Organisations Commissioner

The Commission has been the regulator for registered organisations since 6 March 2023. All references to the Registered Organisations Commission and Commissioner must be changed to the Fair Work Commission and General Manager of the Fair Work Commission.

I note that item (e)(v) of the committee of management statement and Note 23 of the financial statements refer to the Commissioner instead of the General Manager of the Fair Work Commission.

Please ensure that these items are updated accordingly in the next financial year.

Reporting Requirements

The Commission's website provides a number of factsheets in relation to the financial reporting process and associated timelines. The website also contains the section 253 reporting guidelines and a model set of financial statements.

The Commission recommends that reporting units use these model financial statements to assist in complying with the RO Act, the section 253 reporting guidelines and Australian Accounting Standards. Access to this information is available via [this link](#).

If you have any queries regarding this letter, please call 1300 341 665 or email regorgs@fwc.gov.au.

Yours sincerely

Kylie Ngo
Fair Work Commission


THE PHARMACY GUILD OF AUSTRALIA (SA BRANCH)
ABN 38 946 547 960

CERTIFICATE BY PRESCRIBED DESIGNATED OFFICER
Certificate for the year ended 30 June 2023

I _____ being the _____ of the The Pharmacy Guild of Australia (SA Branch) certify:

- that the documents lodged herewith are copies of the full report for the The Pharmacy Guild of Australia (SA Branch) for the period ended referred to in s.268 of the Fair Work (Registered Organisations) Act 2009; and
- that the full report was provided to the members of the reporting unit on _____ 2023; and
- that the full report was presented to a general meeting of the reporting unit on _____ 2023 in accordance with s.266 of the Fair Work (Registered Organisations) Act 2009.

Signature of prescribed designated officer:


.....

Name of prescribed designated officer:

.....

Title of prescribed designated officer:

.....

Dated:

.....

THE PHARMACY GUILD OF AUSTRALIA (SA BRANCH)
ABN 38 946 547 960

Financial Report

For the Year Ended
30 June 2023

THE PHARMACY GUILD OF AUSTRALIA (SA BRANCH)
ABN 38 946 547 960

For the Year Ended 30 June 2023

CONTENTS	PAGE
Financial Statements	
Operating Report	1
Branch Committee Statement	3
Expenditure Report	4
Statement of Profit or Loss and Other Comprehensive Income	5
Statement of Financial Position	6
Statement of Changes in Equity	7
Statement of Cash Flows	8
Notes to the Financial Statements	9 - 29
Certificate by Prescribed Designated Officer	30
Officer's Declaration Statement	31
Independent Auditor's Report	32

THE PHARMACY GUILD OF AUSTRALIA (SA BRANCH)
ABN 38 946 547 960

OPERATING REPORT

For the Year Ended 30 June 2023

Your Branch Committee present their report on the Pharmacy Guild of Australia (SA Branch) for the financial year ended 30 June 2023.

The names of the Branch Committee in office at any time during or since the end of the year and the period for which the position was held are:

N. Panayiaris (Branch President/National Councillor)
G. Scarlett (Branch Vice President /National Councillor)
P. Simmons (Branch Vice President - Finance)
M Apolloni (Branch Vice President)
M. Gillespie
R. Kajani
S. Abou-Abdallah
R. Wynne
I. Hashmi (resigned 14/12/2022)
A. Doan (resigned 21/03/2023)
S. Dawe (appointed 6/03/2023)
V. Ferraro (appointed 26/04/2023)

Committee members have been in office since the start of the financial year to the date of this report unless otherwise stated.

The profit of the Branch for the financial year amounted to \$77,000 (2022: deficit \$221,634).

Principal Activities

- i) The Pharmacy Guild of Australia SA Branch is an employer's organisation servicing the needs of proprietors of independent community pharmacies and representing their interests in industrial matters.
- ii) The Pharmacy Guild of Australia SA Branch assists the National Council and the National Executive of The Pharmacy Guild of Australia ('the Guild') in carrying out the overall policy and objectives of the Guild.
- iii) Included in the Annual Report are the various reports compiled by The Pharmacy Guild of Australia SA Branch's President, Director and Officers outlining the activities for the year. There were no significant changes in the nature of these activities during the year.

No significant changes in the Branch's financial affairs occurred during the financial year.

Officers or members who are superannuation fund trustee(s) or a director of a company that is a superannuation fund trustee where being a member or officer of a registered organisation is a criterion for them holding such position are detailed below:

Mr N Panayiaris - Director of the Guild Trustee Services Pty Ltd, the registered superannuation licensee of Guild Retirement Fund, which includes GuildSuper, Guild Pension and Child Care Super Guild Trustee Services Pty Limited.

Members Advice

- i) Under Section 174 of the Fair Work (Registered Organisation) Act 2009, a member may resign appointed membership by written notice addressed and delivered to the Branch Director in accordance with Rule 36 of the Guild's Constitution;
- ii) The register of members of the organisation was maintained in accordance with the Fair Work (Registered Organisations) Act 2009; and
- iii) Section 272 of the Fair Work (Registered Organisations) Act 2009 outlines members and the Branches rights to certain prescribed information.

THE PHARMACY GUILD OF AUSTRALIA (SA BRANCH)
ABN 38 946 547 960

OPERATING REPORT (CONT)
For the Year Ended 30 June 2023


The number of persons who were, at the end of the financial year to which the report relates, recorded in the register of members under Section 230 of the Fair Work (Registered Organisations) Act 2009 and who are taken to be members of the reporting unit under Section 244 of the Fair Work (Registered Organisations) Act 2009 was 283 members.

Insurance of Officers

During the financial year, The Pharmacy Guild of Australia SA Branch paid insurance to cover all officers of The Pharmacy Guild of Australia SA Branch. The officers of The Pharmacy Guild of Australia SA Branch covered by the insurance policy included all the Branch Committee and the Branch Director. Other officers insured are the management of The Pharmacy Guild of Australia SA Branch. The liabilities incurred included costs and expenses that may be incurred in defending civil or criminal proceedings that may be brought against the officers in their capacity as officers of The Pharmacy Guild of Australia SA Branch.

The number of persons who were, at the end of the financial year to which the report relates, employees of the Branch, where the number of employees included both full time employees and part time employees measured on a full time equivalent basis was 12.

Signed in accordance with a resolution of the Branch Committee dated 23rd August 2023.


N Panayiaris
Branch President

THE PHARMACY GUILD OF AUSTRALIA (SA BRANCH)
ABN 38 946 547 960


BRANCH COMMITTEE STATEMENT
For the Year Ended 30 June 2023

On the 23rd AUGUST 2023, the Branch Committee of The Pharmacy Guild of Australia (SA Branch) passed the following resolution in relation to the general purpose financial report (GPFR) for the year ended 30 June 2023:

The Branch Committee declares that in its opinion:

- (a) the financial statements and notes comply with the Australian Accounting Standards;
- (b) the financial statements and notes comply with any other requirements imposed by the Reporting Guidelines or Part 3 of Chapter 8 of the Fair Work (Registered Organisations) Act 2009 (the RO Act);
- (c) the financial statements and notes give a true and fair view of the financial performance, financial position and cash flows of the reporting unit for the financial year to which they relate;
- (d) there are reasonable grounds to believe that the Guild will be able to pay its debts as and when they become due and payable; and
- (e) during the financial year to which the GPFR relates and since the end of that year:
 - i) meetings of the committee of management were held in accordance with the rules of the organisation including the rules of a branch concerned; and
 - ii) the financial affairs of the Guild have been managed in accordance with the rules of the organisation including the rules of a branch concerned; and
 - iii) the financial records of the Guild have been kept and maintained in accordance with the RO Act; and
 - iv) where the organisation consists of two or more reporting units, the financial records of the reporting unit have been kept, as far as practicable, in a consistent manner with each of the other reporting units of the organisation; and
 - v) where information has been sought in any request by a member of the reporting unit or Commissioner duly made under section 272 of the RO Act has been provided to the member or Commissioner; and
 - vi) where any order for inspection of financial records has been made by the Fair Work Commission under section 273 of the RO Act, there has been compliance.

The declaration is made in accordance with a resolution of the Committee of Management

Signature of designated officer: 

Name and title of designated officer: Nick Panayiaris BRANCH PRESIDENT

Dated: 23rd AUGUST 2023


THE PHARMACY GUILD OF AUSTRALIA (SA BRANCH)
ABN 38 946 547 960

EXPENDITURE REPORT
For the Year Ended 30 June 2023

The Committee of Management presents the Expenditure Report as required under subsection 255(2A) on the Reporting Unit for the year ended 30 June 2023.

Categories of Expenditure	2023 \$	2022 \$
Remuneration and other employment related costs and expenses - employees	1,273,193	1,333,046
Advertising	33,176	13,462
Operating costs	1,395,793	1,404,691
Donations to political parties	11,430	21,648
Legal costs	7,865	2,999

Signature of designated officer:



Name and title of designated officer:

Nick Panayiotou BRANCH PRESIDENT

Dated:

23rd AUGUST 2023

THE PHARMACY GUILD OF AUSTRALIA (SA BRANCH)
ABN 38 946 547 960

STATEMENT OF PROFIT OR LOSS AND OTHER COMPREHENSIVE INCOME
For the Year Ended 30 June 2023

	Note	2023 \$	2022 \$
Revenue from contracts with customers	3	2,121,696	2,016,547
Income for furthering objectives	3	11,888	-
Other Income	3	82,835	60,063
Capitation fees and other revenue from another reporting unit	3A	582,038	477,602
Employee expenses	5A	1,273,193	1,333,046
Capitation fees and other expense to another reporting unit	5B	483,849	399,182
(Gain) / Loss on disposal of fixed assets		-	58
Consultant fees		92,109	36,130
Depreciation and amortisation		170,216	193,048
Electricity		17,842	16,535
Insurance		-	-
Interest		19,502	20,588
IT expenses		87,860	98,061
Payroll service		351,861	314,649
Leasing Equipment		2,016	2,016
Telephone		3,914	4,171
Waste management		55,193	54,498
Unrealised (Gains)/Losses other financial assets		(28,692)	131,868
Other expenses	4	192,594	171,996
Surplus/(Deficit) for the year		77,000	(221,634)
Other comprehensive income		-	-
Total other comprehensive income for the year		-	-
Total comprehensive income for the year		77,000	(221,634)

The accompanying notes form part of these financial statements

THE PHARMACY GUILD OF AUSTRALIA (SA BRANCH)
ABN 38 946 547 960

STATEMENT OF FINANCIAL POSITION
As At 30 June 2022

	Note	2022 \$	2021 \$
ASSETS			
CURRENT ASSETS			
Cash and cash equivalents	6	1,404,386	1,439,623
Trade and other receivables	7	99,944	171,197
Financial asset - Term deposit		33,578	33,527
Other current assets	8	65,721	52,678
TOTAL CURRENT ASSETS		<u>1,603,629</u>	<u>1,697,025</u>
NON-CURRENT ASSETS			
Other financial assets	9	881,741	853,048
Property, plant and equipment	10	67,443	90,150
Intangibles	11	406	24,288
Right-of-use asset	12	252,372	306,003
TOTAL NON-CURRENT ASSETS		<u>1,201,962</u>	<u>1,273,489</u>
TOTAL ASSETS		<u>2,805,591</u>	<u>2,970,514</u>
LIABILITIES			
CURRENT LIABILITIES			
Trade and other payables	13	291,320	250,276
Short-term provisions	15	266,071	270,064
Contract liabilities	14	197,340	414,464
Lease liability	12	127,598	104,462
TOTAL CURRENT LIABILITIES		<u>882,329</u>	<u>1,039,266</u>
NON-CURRENT LIABILITIES			
Long-term provisions	15	22,556	29,854
Lease liability	12	158,388	236,076
TOTAL NON-CURRENT LIABILITIES		<u>180,944</u>	<u>265,930</u>
TOTAL LIABILITIES		<u>1,063,273</u>	<u>1,305,196</u>
NET ASSETS		<u>1,742,318</u>	<u>1,665,318</u>
EQUITY			
Retained earnings		1,742,318	1,665,318
TOTAL EQUITY		<u>1,742,318</u>	<u>1,665,318</u>

The accompanying notes form part of these financial statements

THE PHARMACY GUILD OF AUSTRALIA (SA BRANCH)
ABN 38 946 547 960

STATEMENT OF CHANGES IN EQUITY
For the Year Ended 30 June 2023

	Retained Earnings \$	Total \$
Balance as at 1 July 2021	1,886,952	1,886,952
Deficit for the year	(221,634)	(221,634)
Other comprehensive income	-	-
Total comprehensive income	<u>(221,634)</u>	<u>(221,634)</u>
Closing balance as at 30 June 2022	<u>1,665,318</u>	<u>1,665,318</u>
Surplus for the year	77,000	77,000
Other comprehensive income	-	-
Total comprehensive income	<u>77,000</u>	<u>77,000</u>
Closing balance as at 30 June 2023	<u><u>1,742,318</u></u>	<u><u>1,742,318</u></u>

THE PHARMACY GUILD OF AUSTRALIA (SA BRANCH)
ABN 38 946 547 960

STATEMENT OF CASH FLOWS
For the Year Ended 30 June 2023

	Note	2023 \$	2022 \$
CASH FLOWS FROM OPERATING ACTIVITIES			
Receipts from other reporting units	18(c)	623,957	532,924
Receipts from customers		2,074,053	2,269,590
Receipts from grant funding		11,888	-
Receipts from investments		51,524	35,795
Payments to other reporting units	18(d)	(538,637)	(465,712)
Payments to suppliers and employees		(2,150,181)	(1,948,377)
Interest received		36,210	2,173
Interest paid on leases		(19,502)	(20,588)
Net cash provided by operating activities	18(b)	<u>89,312</u>	<u>405,805</u>
CASH FLOWS FROM INVESTING ACTIVITIES			
Proceeds from sale of property, plant and equipment		-	284
Purchase of property, plant and equipment		(4,334)	(57,717)
Purchase of intangible assets		-	(654)
Purchase of investments		-	(419,000)
Net cash provided by/(used in) investing activities		<u>(4,334)</u>	<u>(477,087)</u>
CASH FLOWS FROM FINANCING ACTIVITIES			
Repayments of leases		<u>(120,215)</u>	<u>(115,024)</u>
Net cash (used in)/provided by financing activities	19	<u>(120,215)</u>	<u>(115,024)</u>
Net increase in cash and cash equivalents		(35,237)	(186,306)
Cash and cash equivalents at the beginning of the year		<u>1,439,623</u>	<u>1,625,929</u>
Cash and cash equivalents at the end of the year	18(a)	<u>1,404,386</u>	<u>1,439,623</u>

The accompanying notes form part of these financial statements

THE PHARMACY GUILD OF AUSTRALIA (SA BRANCH)
ABN 38 946 547 960

NOTES TO AND FORMING PART OF THE ACCOUNTS
FOR THE YEAR ENDED 30 JUNE 2023

NOTE 1 - STATEMENT OF SIGNIFICANT ACCOUNTING POLICIES

Basis of Preparation of the financial statements

The financial statements are general purpose financial statements that have been prepared in accordance with Australian Accounting Standards and Interpretations issued by the Australian Accounting Standards Board (AASB) that apply for the reporting period and the Fair Work (Registered Organisation) Act 2009 (RO Act). For the purpose of preparing the general purpose financial statements The Pharmacy Guild of Australia (SA Branch) ('the Branch') is a not for profit entity.

The financial statements, except for cash flow information, have been prepared using the accrual basis of accounting. The financial statements have been prepared on a historical cost basis, except for certain assets and liabilities measured at fair value, as explained in the accounting policies below. Historical cost is generally based on the fair values of the consideration given in exchange for assets. Except where stated, no allowance is made for the effect of changing prices on the results or the financial position. The financial statements are presented in Australian dollars.

Comparative amounts

When required by Accounting Standards, comparative figures have been adjusted to conform to changes in presentation for the current financial year.

Significant accounting judgements and estimates

The Committee Members evaluate estimates and judgements incorporated into the financial report based on historical knowledge and best available current information. Estimates assume a reasonable expectation of future events and are based on current trends and economic data, obtained both externally and within the Branch.

Estimation of useful lives of assets

The entity determines the estimated useful lives and related depreciation and amortisation charges for its property, plant and equipment and finite life intangible assets. The useful lives could change significantly as a result of technical innovations or some other event. The depreciation and amortisation charge will increase where the useful lives are less than previously estimated lives, or technically obsolete or non-strategic assets that have been abandoned or sold will be written off or written down.

Employee benefits provision

As discussed in note 1(b), the liability for employee benefits expected to be settled more than 12 months from the reporting date are recognised and measured at the present value of the estimated future cash flows to be made in respect of all employees at the reporting date. In determining the present value of the liability, estimates of attrition rates and pay increases through promotion and inflation have been taken into account.

Lease term

The lease term is a significant component in the measurement of both the right-of-use asset and lease liability. Judgement is exercised in determining whether there is reasonable certainty that an option to extend the lease or purchase the underlying asset will be exercised, or an option to terminate the lease will not be exercised, when ascertaining the periods to be included in the lease term. In determining the lease term, all facts and circumstances that create an economical incentive to exercise an extension option, or not to exercise a termination option, are considered at the lease commencement date. Factors considered may include the importance of the asset to the entity's operations; comparison of terms and conditions to prevailing market rates; incurrence of significant penalties; existence of significant leasehold improvements; and the costs and disruption to replace the asset. The entity reassesses whether it is reasonably certain to exercise an extension option, or not exercise a termination option, if there is a significant event or significant change in circumstances.

Incremental Borrowing Rate

Where the interest rate implicit in a lease cannot be readily determined, an incremental borrowing rate is estimated to discount future lease payments to measure the present value of the lease liability at the lease commencement date. Such a rate is based on what the entity estimates it would have to pay a third party to borrow the funds necessary to obtain an asset of a similar value to the right-of-use asset, with similar terms, security and economic environment.

NOTES TO AND FORMING PART OF THE ACCOUNTS
FOR THE YEAR ENDED 30 JUNE 2023

NOTE 1 - STATEMENT OF SIGNIFICANT ACCOUNTING POLICIES

New or amended Accounting Standards and Interpretations adopted

No accounting standard has been adopted earlier than the application date stated in the standard.

Future Australian Accounting Standards

New standards, amendments to standards or interpretations that were issued prior to the sign-off date and are applicable to future reporting periods that are expected to have a future financial impact on the branch include:

AASB 2020-1 Amendments to Australian Accounting Standards – Classification of Liabilities as Current or Non-current

This Standard amends AASB 101 Presentation of Financial Statements to clarify requirements for the presentation of liabilities in the statement of financial position as current or non-current. For example, the amendments clarify that a liability is classified as non-current if an entity has the right at the end of the reporting period to defer settlement of the liability for at least 12 months after the reporting period. This Standard applies to annual reporting periods beginning on or after 1 January 2023. Earlier application is permitted.

(a) Revenue

The Branch enters into various arrangements where it receives consideration from another party. These arrangements include consideration in the form of membership subscriptions, capitation fees, levies, grants, and donations.

The timing of recognition of these amounts as either revenue or income depends on the rights and obligations in those arrangements.

Revenue from contracts with customers

Where the Branch has a contract with a customer, the Branch recognises revenue when or as it transfers control of goods or services to the customer. The Branch accounts for an arrangement as a contract with a customer if the following criteria are met:

- the arrangement is enforceable; and
- the arrangement contains promises (that are also known as performance obligations) to transfer goods or services to the customer (or to other parties on behalf of the customer) that are sufficiently specific so that it can be determined when the performance obligation has been satisfied.

Membership subscriptions

For membership subscription arrangements that meet the criteria to be contracts with customers, revenue is recognised when the promised goods or services transfer to the customer as a member of the Branch.

If there is only one distinct membership service promised in the arrangement, the Branch recognises revenue as the membership service is provided, which is typically based on the passage of time over the subscription period to reflect the Branch's promise to stand ready to provide assistance and support to the member as required.

For member subscriptions paid annually in advance, the Branch has elected to apply the practical expedient to not adjust the transaction price for the effects of a significant financing component because the period from when the customer pays and the good or services will transfer to the customer will be one year or less.

When a member subsequently purchases additional goods or services from the Branch at their standalone selling price, the Branch accounts for those sales as a separate contract with a customer.

Income of the Branch as a Not-for-Profit entity

Consideration is received by the Branch to enable the entity to further its objectives. The Branch recognises each of these amounts of consideration as income when the consideration is received (which is when the Branch obtains control of the cash) because, based on the rights and obligations in each arrangement:

- the arrangements do not meet the criteria to be contracts with customers because either the arrangement is unenforceable or lacks sufficiently specific promises to transfer goods or services to the customer; and
- the Branch's recognition of the cash contribution does not give to any related liabilities.

NOTES TO AND FORMING PART OF THE ACCOUNTS
FOR THE YEAR ENDED 30 JUNE 2023

NOTE 1 - STATEMENT OF SIGNIFICANT ACCOUNTING POLICIES (CONT)

(a) Revenue (Cont)

Gains from sale of assets

An item of plant and equipment is derecognised upon disposal (which is at the date the recipient obtains control) or when no future economic benefits are expected from its use or disposal. Any gain or loss arising on derecognition of the asset (calculated as the difference between the net disposal proceeds and the carrying amount of the asset) is included in the statement of profit or loss when the asset is derecognised.

Interest income

Interest revenue is recognised on an accrual basis using the effective interest method.

(b) Employee Benefits

A liability is recognised for benefits accruing to employees in respect of wages and salaries, annual leave, long service leave and termination benefits when it is probable that settlement will be required and they are capable of being measured reliably.

Liabilities for short-term employee benefits (as defined in AASB 119 Employee Benefits) and termination benefits which are expected to be settled within twelve months of the end of reporting period are measured at their nominal amounts. The nominal amount is calculated with regard to the rates expected to be paid on settlement of the liability.

Other long-term employee benefits which are expected to be settled beyond twelve months are measured as the present value of the estimated future cash outflows to be made by the reporting unit in respect of services provided by employees up to reporting date.

Payments to defined contribution retirement benefit plans are recognised as an expense when employees have rendered service entitling them to the contributions.

Provision is made for separation and redundancy benefit payments. The Branch recognises a provision for termination as part of a broader restructuring when it has developed a detailed formal plan for the terminations and has informed those employees affected that it will carry out the terminations. A provision for voluntary termination is recognised when the employee has accepted the offer of termination.

(c) Leases

The Branch assesses at contract inception whether a contract is, or contains, a lease. That is, if the contract conveys the right to control the use of an identified asset for a period of time in exchange for consideration.

The Branch as a lessee

The Branch applies a single recognition and measurement approach for all leases, except for short-term leases and leases of low-value assets. The Branch recognises lease liabilities to make lease payments and right-of-use assets representing the right to use the underlying assets.

Right-of-use assets

A right-of-use asset is recognised at the commencement date of a lease. The right-of-use asset is measured at cost, which comprises the initial amount of the lease liability, adjusted for, as applicable, any lease payments made at or before the commencement date net of any lease incentives received, any initial direct costs incurred, and, except where included in the cost of inventories, an estimate of costs expected to be incurred for dismantling and removing the underlying asset, and restoring the site or asset.

Right-of-use assets are depreciated on a straight-line basis over the unexpired period of the lease or the estimated useful life of the asset, whichever is the shorter. Where the branch expects to obtain ownership of the leased asset at the end of the lease term, the depreciation is over its estimated useful life. Right-of-use assets are subject to impairment or adjusted for any remeasurement of lease liabilities.

The Branch has elected not to recognise a right-of-use asset and corresponding lease liability for short-term leases with terms of 12 months or less and leases of low-value assets. Lease payments on these assets are expensed to profit or loss as incurred.

NOTES TO AND FORMING PART OF THE ACCOUNTS
FOR THE YEAR ENDED 30 JUNE 2023

NOTE 1 - STATEMENT OF SIGNIFICANT ACCOUNTING POLICIES (CONT)

(c) Leases (Cont)

Lease liabilities

At the commencement date of the lease, the Branch recognises lease liabilities measured at the present value of lease payments to be made over the lease term. The lease payments include fixed payments (including in-substance fixed payments) less any lease incentives receivable, variable lease payments that depend on an index or a rate, and amounts expected to be paid under residual value guarantees. The lease payments also include the exercise price of a purchase option reasonably certain to be exercised by the Branch and payments of penalties for terminating the lease, if the lease term reflects the Branch exercising the option to terminate. Variable lease payments that do not depend on an index or a rate are recognised as expenses (unless they are incurred to produce inventories) in the period in which the event or condition that triggers the payment occurs.

In calculating the present value of lease payments, the Branch uses the incremental borrowing rate if the implicit lease rate is not readily determinable. After the commencement date, the amount of lease liabilities is increased to reflect the accretion of interest and reduced for the lease payments made. In addition, the carrying amount of lease liabilities is remeasured if there is a modification, a change in the lease term, a change in the lease payments (e.g., changes to future payments resulting from a change in an index or rate used to determine such lease payments) or a change in the assessment of an option to purchase the underlying asset.

(d) Borrowing costs

All borrowing costs are recognised in profit or loss in the period in which they are incurred.

(e) Cash and Cash Equivalents

Cash is recognised at its nominal amount. Cash and cash equivalents include cash on hand, deposits held at-call with banks, other short-term highly liquid investments with original maturities of three months or less that are readily convertible to known amounts of the cash and subject to insignificant risk of changes in value and bank overdrafts. Bank overdrafts are shown within borrowings in current liabilities in the statement of financial position.

(f) Financial Assets

Contract assets and receivables

A contract asset is recognised when the Branch's right to consideration in exchange goods or services that has transferred to the customer when that right is conditioned on the Branch's future performance or some other condition.

A receivable is recognised if an amount of consideration that is unconditional is due from the customer (i.e., only the passage of time is required before payment of the consideration is due).

Contract assets and receivables are subject to impairment assessment. Refer to accounting policies on impairment of financial assets below.

Initial recognition and measurement

Financial assets are classified, at initial recognition, and subsequently measured at amortised cost, fair value through other comprehensive income (OCI), or fair value through profit or loss.

The classification of financial assets at initial recognition depends on the financial asset's contractual cash flow characteristics and the Branch's business model for managing them. With the exception of trade receivables that do not contain a significant financing component, the Branch initially measures a financial asset at its fair value plus, in the case of a financial asset not at fair value through profit or loss, transaction costs.

In order for a financial asset to be classified and measured at amortised cost or fair value through OCI, it needs to give rise to cash flows that are 'solely payments of principal and interest' (SPPI) on the principal amount outstanding. This assessment is referred to as the SPPI test and is performed at an instrument level.

The Branch's business model for managing financial assets refers to how it manages its financial assets in order to generate cash flows. The business model determines whether cash flows will result from collecting contractual cash flows, selling the financial assets, or both.

NOTES TO AND FORMING PART OF THE ACCOUNTS
FOR THE YEAR ENDED 30 JUNE 2023

NOTE 1 - STATEMENT OF SIGNIFICANT ACCOUNTING POLICIES (CONT)

(f) Financial Assets (Cont)

Purchases or sales of financial assets that require delivery of assets within a time frame established by regulation or convention in the market place (regular way trades) are recognised on the trade date, i.e., the date that the Branch commits to purchase or sell the asset.

Subsequent measurement

For purposes of subsequent measurement, financial assets are classified into the following categories:

- (Other) financial assets at amortised cost
- (Other) financial assets at fair value through profit or loss

Financial assets at amortised cost

The Branch measures financial assets at amortised cost if both of the following conditions are met:

- The financial asset is held within a business model with the objective to hold financial assets in order to collect contractual cash flows and
- The contractual terms of the financial asset give rise on specified dates to cash flows that are solely payments of principal and interest on the principal amount outstanding.

Financial assets at amortised cost are subsequently measured using the effective interest (EIR) method and are subject to impairment. Gains and losses are recognised in profit or loss when the asset is derecognised, modified or impaired.

The Branch's financial assets at amortised cost includes trade receivables and loans to related parties.

Financial assets at fair value through profit or loss (including designated)

Financial assets at fair value through profit or loss include financial assets held for trading, financial assets designated upon initial recognition at fair value through profit or loss, or financial assets mandatorily required to be measured at fair value. Financial assets are classified as held for trading if they are acquired for the purpose of selling or repurchasing in the near term. Derivatives, including separated embedded derivatives, are also classified as held for trading unless they are designated as effective hedging instruments. Financial assets with cash flows that are not solely payments of principal and interest are classified and measured at fair value through profit or loss, irrespective of the business model. Notwithstanding the criteria for debt instruments to be classified at amortised cost or at fair value through other comprehensive income, as described above, debt instruments may be designated at fair value through profit or loss on initial recognition if doing so eliminates, or significantly reduces, an accounting mismatch.

Financial assets at fair value through profit or loss are carried in the statement of financial position at fair value with net changes in fair value recognised in profit or loss.

Derecognition

A financial asset is derecognised when:

- The rights to receive cash flows from the asset have expired or
- The Branch has transferred its rights to receive cash flows from the asset or has assumed an obligation to pay the received cash flows in full without material delay to a third party under a 'pass-through' arrangement; and either:
 - a) the Branch has transferred substantially all the risks and rewards of the asset, or
 - b) the Branch has neither transferred nor retained substantially all the risks and rewards of the asset but has transferred control of the asset.

When the Branch has transferred its rights to receive cash flows from an asset or has entered into a pass-through arrangement, it evaluates if, and to what extent, it has retained the risks and rewards of ownership.

When it has neither transferred nor retained substantially all of the risks and rewards of the asset, nor transferred control of the asset, the Branch continues to recognise the transferred asset to the extent of its continuing involvement together with associated liability.

NOTES TO AND FORMING PART OF THE ACCOUNTS
FOR THE YEAR ENDED 30 JUNE 2023

NOTE 1 - STATEMENT OF SIGNIFICANT ACCOUNTING POLICIES (CONT)

(f) Financial Assets (Cont)

Offsetting

Financial assets and financial liabilities are offset and the net amount is reported in the statement of financial position if there is a currently enforceable legal right to offset the recognised amounts and there is an intention to settle on a net basis, to realise the assets and settle the liabilities simultaneously.

Impairment

Expected credit losses

Receivables for goods and services, which have 30-day terms, are recognised at the nominal amounts due less any loss allowance due to expected credit losses at each reporting date. A provision matrix that is based on historical credit loss experience, adjusted for forward-looking factors specific to the debtors and the economic environment has been established.

(g) Trade Receivables

For trade receivables that do not have a significant financing component, the Branch applies a simplified approach in calculating expected credit losses (ECLs) which requires lifetime expected credit losses to be recognised from initial recognition of the receivables.

Therefore, the Branch does not track changes in credit risk, but instead recognises a loss allowance based on lifetime ECLs at each reporting date. The Branch has established a provision matrix that is based on its historical credit loss experience, adjusted for forward-looking factors specific to the debtors and the economic environment.

(h) Financial Liabilities

Initial recognition and measurement

Financial liabilities are classified, at initial recognition, at amortised cost unless or at fair value through profit or loss.

All financial liabilities are recognised initially at fair value and, in the case of financial liabilities at amortised cost, net of directly attributable transaction costs.

The Branch's financial liabilities include trade and other payables.

Subsequent measurement

Financial liabilities at amortised cost

After initial recognition, trade payables and interest-bearing loans and borrowings are subsequently measured at amortised cost using the EIR method. Gains and losses are recognised in profit or loss when the liabilities are derecognised as well as through the EIR amortisation process.

Amortised cost is calculated by taking into account any discount or premium on acquisition and fees or costs that are an integral part of the EIR. The EIR amortisation is included as finance costs in profit or loss.

Derecognition

A financial liability is derecognised when the obligation under the liability is discharged or cancelled or expires. When an existing financial liability is replaced by another from the same lender on substantially different terms, or the terms of an existing liability are substantially modified, such an exchange or modification is treated as the derecognition of the original liability and the recognition of a new liability. The difference in the respective carrying amounts is recognised in profit or loss.

(i) Liabilities relating to contracts with customers

Contract liabilities

A contract liability is recognised if a payment is received or a payment is due (whichever is earlier) from a customer before the Branch transfers the related goods or services. Contract liabilities include deferred income. Contract liabilities are recognised as revenue when the Branch performs under the contract (i.e., transfers control of the related goods or services to the customer).

NOTES TO AND FORMING PART OF THE ACCOUNTS
FOR THE YEAR ENDED 30 JUNE 2023

NOTE 1 - STATEMENT OF SIGNIFICANT ACCOUNTING POLICIES (CONT)

(i) Liabilities relating to contracts with customers (Cont)

Refund liabilities

A refund liability is recognised for the obligation to refund some or all of the consideration received (or receivable) from a customer. The Branch's refund liabilities arise from customers' right of return. The liability is measured at the amount the Branch's ultimately expects it will have to return to the customer. The Branch updates its estimates of refund liabilities (and the corresponding change in the transaction price) at the end of each reporting period.

(j) Contingent liabilities and contingent assets

Contingent liabilities and contingent assets are not recognised in the statement of financial position but are reported in the relevant notes. They may arise from uncertainty as to the existence of a liability or asset or represent an existing liability or asset in respect of which the amount cannot be reliably measured. Contingent assets are disclosed when settlement is probable but not virtually certain, and contingent liabilities are disclosed when settlement is greater than remote.

(k) Property, Plant and Equipment

Asset Recognition Threshold

Purchases of plant and equipment are recognised initially at cost in the Statement of Financial Position. The initial cost of an asset includes an estimate of the cost of dismantling and removing the item and restoring the site on which it is located.

Depreciation

The depreciable amount of all fixed assets are depreciated on a straight line basis over the useful lives of the assets to the Branch commencing from the time the asset is held ready for use. The depreciation rates used for each class of depreciable asset are:

<u>Class of Fixed Asset</u>	<u>Depreciation Rate</u>
Office equipment and furniture	5% - 50 %

The assets' residual values and useful lives are reviewed and adjusted, if appropriate, at the end of each reporting period.

Derecognition

An item of plant and equipment is derecognised upon disposal or when no future economic benefits are expected from its use or disposal. Any gain or loss arising on the disposal or retirement of an item of property, plant and equipment is determined as the difference between the sales proceeds and the carrying amount of the asset and is recognised in the profit or loss.

(l) Intangible assets

Intangible assets with finite lives that are acquired separately are carried at cost less accumulated amortisation and accumulated impairment losses. Amortisation is recognised on a straight-line basis over their estimated useful life. The estimated useful lives and amortisation method are reviewed at the end of each reporting period, with the effect of any changes in estimate being accounted for on a prospective basis. Intangible assets with indefinite useful lives that are acquired separately are carried at cost less accumulated impairment losses. The useful life of the Branch's intangible assets are:

	<u>2023</u>	<u>2022</u>
Software	3 - 4 Years	3 - 4 Years

Derecognition

An intangible asset is derecognised on disposal, or when no future economic benefits are expected from use or disposal. Gains or losses arising from derecognition of an intangible asset, measured as the difference between the net disposal proceeds and the carrying amount of the asset are recognised in profit or loss when the asset is derecognised.

NOTES TO AND FORMING PART OF THE ACCOUNTS
FOR THE YEAR ENDED 30 JUNE 2023

NOTE 1 - STATEMENT OF SIGNIFICANT ACCOUNTING POLICIES (CONT)

(m) Impairment for non-financial assets

All assets are assessed for impairment at the end of each reporting period to the extent that there is an impairment trigger. Where indications of impairment exist, the asset's recoverable amount is estimated and an impairment adjustment made if the asset's recoverable amount is less than its carrying amount.

The recoverable amount of an asset is the higher of its fair value less costs of disposal and its value in use. Value in use is the present value of the future cash flows expected to be derived from the asset. Where the future economic benefit of an asset is not primarily dependent on the asset's ability to generate future cash flows, and the asset would be replaced if the Branch were deprived of the asset, its value in use is taken to be its current replacement cost.

(n) Income Tax

The income of the Branch is exempt from income tax under Section 50.15 of the Income Tax Assessment Act 1997 however still has an obligation for Fringe Benefit Tax (FBT) and the Goods and Services Tax (GST).

Revenues, expenses and assets are recognised net of GST except:

- where the amount of GST incurred is not recoverable from the Australian Taxation Office; and
- for receivables and payables.

The net amount of GST recoverable from, or payable to, the taxation authority is included as part of receivables or payables.

Cash flows are included in the cash flow statement on a gross basis. The GST component of cash flows arising from investing and financing activities which is recoverable from, or payable to, the Australian Taxation Office is classified within operating cash flows.

(o) Fair Value Measurement

The branch measures financial instruments, such as, financial assets as at fair value through profit or loss at fair value at each reporting date. Also, fair values of financial instruments measured at amortised cost are disclosed in Note 20.

Fair value is the price that would be received to sell an asset or paid to transfer a liability in an orderly transaction between market participants at the measurement date. The fair value measurement is based on the presumption that the transaction to sell the asset or transfer the liability takes place either:

- In the principal market for the asset or liability; or
- In the absence of a principal market, in the most advantageous market for the asset or liability.

The principal or the most advantageous market must be accessible by the branch. The fair value of an asset or a liability is measured using the assumptions that market participants would use when pricing the asset or liability, assuming that market participants act in their economic best interest.

The branch uses valuation techniques that are appropriate in the circumstances and for which sufficient data are available to measure fair value, maximising the use of relevant observable inputs and minimising the use of unobservable inputs.

All assets and liabilities for which fair value is measured or disclosed in the financial statements are categorised within the fair value hierarchy, described as follows, based on the lowest level input that is significant to the fair value measurement as a whole:

- Level 1—Quoted (unadjusted) market prices in active markets for identical assets or liabilities
- Level 2—Valuation techniques for which the lowest level input that is significant to the fair value measurement is directly or indirectly observable
- Level 3—Valuation techniques for which the lowest level input that is significant to the fair value measurement is unobservable.

(p) Economic dependency

The future operations of the Branch are dependent upon achieving and maintaining appropriate member numbers, the continuation of adequate funding and revenue bases and the achievement of operating surpluses and positive operating cash flows.

NOTES TO AND FORMING PART OF THE ACCOUNTS
FOR THE YEAR ENDED 30 JUNE 2023

NOTE 2 - EVENTS AFTER THE REPORTING PERIOD

There are no matters or circumstances that have arisen since the end of the financial year which significantly affected or may significantly affect the operations of the Branch, the results of those operations, or the state of affairs of the Branch in future financial years.

NOTE 3 - REVENUE

	2023 \$	2022 \$
Revenue from contracts with customers		
Members subscriptions	828,533	793,504
Nominal members subscription	180	360
Training Income	282,922	285,969
Clean Needle Funding Program	119,691	113,883
Payroll services	890,370	822,831
	<u>2,121,696</u>	<u>2,016,547</u>
Income for furthering objectives		
Grant income	11,888	-
	<u>11,888</u>	<u>-</u>
Other income		
Interest received from other persons	38,462	2,098
Distribution Income	16,331	53,311
Sundry income	28,042	4,654
	<u>82,835</u>	<u>60,063</u>
Revenue from recovery of wages activity		
Amounts recovered from employers in respect of wages	-	-
Interest received on recovered money	-	-
Total revenue from recovery of wages activity	<u>-</u>	<u>-</u>
	<u>2,216,419</u>	<u>2,076,610</u>

Disaggregation of revenue from contracts with customers

A disaggregation of the Branch's revenue by type of arrangement is provided on the face of the Statement of Profit or Loss and Other Comprehensive Income. The table below also sets out a disaggregation of revenue by source:

Revenue Sources

Memberships	828,713	793,864
Payroll Services	890,370	822,831
Training	282,922	285,969
Government funding	119,691	113,883
Other sources	-	-
Total revenue from contracts with customers	<u>2,121,696</u>	<u>2,016,547</u>

Disaggregation of income for furthering activities

A disaggregation of the branch's income by type of arrangement is provided on the face of the Statement of Profit or Loss and Other Comprehensive Income. The table below also sets out a disaggregation of income by funding source:

Income funding sources

Government	11,888	-
Total income for furthering activities	<u>11,888</u>	<u>-</u>

THE PHARMACY GUILD OF AUSTRALIA (SA BRANCH)
ABN 38 946 547 960

NOTES TO AND FORMING PART OF THE ACCOUNTS
FOR THE YEAR ENDED 30 JUNE 2023

NOTE 3A - CAPITATION FEES AND OTHER REVENUE FROM ANOTHER REPORTING UNIT	2023	2022
	\$	\$
Capitation Fees	-	-
Other revenue from another reporting unit		
<i>Pharmacy Guild of Australia National Secretariat</i>		
- QCPP Branch Funding	355,300	-
- Pharmacy Business Support	21,400	323,682
- Training income	61,389	94,375
- Sundry income	9,000	20,000
	<u>447,089</u>	<u>438,057</u>
<i>Pharmacy Guild of Australia - NSW Branch</i>		
- Commissions	-	928
	<u>-</u>	<u>928</u>
<i>GP Payroll</i>		
- Payroll Services	47,829	38,617
	<u>47,829</u>	<u>38,617</u>
<i>Guild Insurance</i>		
- Commissions	79,001	-
	<u>79,001</u>	<u>-</u>
<i>Gold Cross</i>		
- Commissions	8,119	-
	<u>8,119</u>	<u>-</u>
Total capitation fees and other revenue from another reporting unit	<u>582,038</u>	<u>477,602</u>
NOTE 4 - OTHER EXPENSES FROM ORDINARY ACTIVITIES		
Remuneration of auditor		
- audit or review services	13,850	12,800
- other services	-	-
Total remuneration	<u>13,850</u>	<u>12,800</u>
Advertising	16,767	9,676
Affiliation fees	-	-
Bank fees	8,973	9,597
Compulsory levies	-	-
Committee expenses	26,244	19,674
Catering	1,238	4,360
Cleaning	9,128	7,989
Fees/allowances - meeting and conferences	-	-
Outside wages expense	256	-
Donations		
- total paid that were \$1,000 or less	105	2,978
- total paid that exceeded \$1,000	16,430	23,670
Entertainment	3,190	3,967
Legal costs related to other matters	235	255
Motor vehicles	8,128	12,217
Postage & freight	3,191	375
Printing & stationery	3,901	2,062
Penalties - via RO Act or RO Regulations	-	-
Subscriptions & memberships	3,808	3,593
Travel expense	15,903	6,508
Repairs and maintenance	4,013	2,750
Rent	28,841	27,180
Sundry expenses	28,393	22,345
Total other expenses from ordinary activities	<u>192,594</u>	<u>171,996</u>

THE PHARMACY GUILD OF AUSTRALIA (SA BRANCH)
ABN 38 946 547 960

NOTES TO AND FORMING PART OF THE ACCOUNTS
FOR THE YEAR ENDED 30 JUNE 2023

NOTE 5A - EMPLOYEE EXPENSES

	2023 \$	2022 \$
Holders of Office		
Wages and salaries	-	73,600
Superannuation	-	8,525
Leave and other entitlements	-	-
Separation and redundancies	-	-
Other employee expenses	-	-
Subtotal employee expenses holders of office	<u>-</u>	<u>82,125</u>
Employees other than office holders:		
Wages and salaries	981,659	978,522
Superannuation	115,626	112,712
Leave and other entitlements	119,308	121,240
Separation and redundancies	37,500	5,132
Other employee expenses	19,100	33,315
Subtotal employee expenses employees other than holders of office	<u>1,273,193</u>	<u>1,250,921</u>
Total employee expenses	<u>1,273,193</u>	<u>1,333,046</u>

NOTE 5B - CAPITATION FEES AND OTHER EXPENSES TO ANOTHER REPORTING UNIT

Pharmacy Guild of Australia National Secretariat

- Capitation fees	403,866	317,996
- Telephone	1,401	3,432
- IT expenses	14,407	16,076
- Travel expense	-	-
- Subscriptions and memberships	-	204
- Committee meeting expenses	-	-
- Other	7,871	33,386
	<u>427,545</u>	<u>371,094</u>

Pharmacy Guild of Australia - QLD Branch

- Advertising	7,909	3,786
	<u>7,909</u>	<u>3,786</u>

Pharmacy Guild of Australia - WA Branch

- Advertising	5,500	-
	<u>5,500</u>	<u>-</u>

Pharmacy Guild of Australia - TAS Branch

- Conference	134	-
- Advertising	3,000	-
	<u>3,134</u>	<u>-</u>

Guild Insurance

- Insurance	24,449	21,558
	<u>24,449</u>	<u>21,558</u>

Meridian lawyers

- Legal expense	7,630	2,744
	<u>7,630</u>	<u>2,744</u>

Australasian College of Pharmacy

- Training costs	7,682	-
	<u>7,682</u>	<u>-</u>

Total capitation fees and other expense to another reporting unit	<u>483,849</u>	<u>399,182</u>
--	----------------	----------------

THE PHARMACY GUILD OF AUSTRALIA (SA BRANCH)
ABN 38 946 547 960

NOTES TO AND FORMING PART OF THE ACCOUNTS
FOR THE YEAR ENDED 30 JUNE 2023

NOTE 6 - CASH AND CASH EQUIVALENTS

	2023	2022
	\$	\$
Cash on hand	200	200
Cash at bank	1,404,186	1,439,423
	<u>1,404,386</u>	<u>1,439,623</u>

NOTE 7 - TRADE AND OTHER RECEIVABLES

Receivables from other reporting units:

Pharmacy Guild of Australia National Secretariat	27,484	41,976
Pharmacy Guild of Australia (QLD Branch)	2,116	40
Pharmacy Guild of Australia (NSW Branch)	-	62
Guild Insurance Ltd	18,801	-
GP Payroll Pty Ltd	2,000	2,000
Australasian College of Pharmacy	8,670	-
Gold Cross Products and Services	2,420	-
Less allowance for expected credit losses	-	-
Receivable from other reporting unit (net)	<u>61,491</u>	<u>44,078</u>

Receivables from other entities:

Trade receivables	31,335	88,254
Less allowance for expected credit losses	(23,000)	(9,500)
Trade receivables (net)	<u>8,335</u>	<u>78,754</u>

Other receivables

Other debtors	30,118	44,485
Receivable from Australian Taxation Office	-	3,880
	<u>30,118</u>	<u>48,365</u>
Total Current Trade and Other Receivables	<u>99,944</u>	<u>171,197</u>

The movement in the allowance for expected credit losses of trade and other receivables is as follows:

At July	9,500	5,500
Provision for expected credit losses	13,500	4,000
Write-off	-	-
At 30 June	<u>23,000</u>	<u>9,500</u>

NOTE 8 - OTHER CURRENT ASSETS

CURRENT

Prepayments	65,721	52,678
	<u>65,721</u>	<u>52,678</u>

NOTE 9 - OTHER FINANCIAL ASSETS

Financial assets at fair value through profit or loss

Managed funds	881,741	853,048
Total other financial assets	<u>881,741</u>	<u>853,048</u>

THE PHARMACY GUILD OF AUSTRALIA (SA BRANCH)
ABN 38 946 547 960

NOTES TO AND FORMING PART OF THE ACCOUNTS
FOR THE YEAR ENDED 30 JUNE 2023

NOTE 10 - PROPERTY, PLANT AND EQUIPMENT

NON-CURRENT

Plant and Equipment

Office equipment and furniture - at cost
Less accumulated depreciation

162,699	158,365
(95,256)	(68,215)
<u>67,443</u>	<u>90,150</u>
<u>67,443</u>	<u>90,150</u>

Total Property, Plant and Equipment

<u>67,443</u>	<u>90,150</u>
---------------	---------------

(b) Movement in the carrying amounts for each class of property, plant and equipment between the beginning and the end of the current financial year:

	Plant & Equipment	Total
2023	\$	\$
Balance at the beginning of the year	90,150	90,150
Additions	4,334	4,334
Disposals	-	-
Depreciation expense	(27,041)	(27,041)
Reclassification	-	-
Carrying amount the end of year	<u>67,443</u>	<u>67,443</u>

	Plant & Equipment	Total
2022	\$	\$
Balance at the beginning of the year	52,695	52,695
Additions	57,717	57,717
Disposals	(342)	(342)
Depreciation expense	(19,920)	(19,920)
Reclassification	-	-
Carrying amount the end of year	<u>90,150</u>	<u>90,150</u>

NOTE 11 - INTANGIBLES

	2023	2022
	\$	\$
Software - at cost	219,114	219,114
Less accumulated amortisation	(218,708)	(194,826)
	<u>406</u>	<u>24,288</u>

Reconciliation of opening and closing balances of intangibles:

	Computer Software	Total
2023	\$	\$
Balance at the beginning of the year	24,288	24,288
Additions	-	-
Disposals	-	-
Amortisation expense	(23,882)	(23,882)
Carrying amount the end of year	<u>406</u>	<u>406</u>

NOTES TO AND FORMING PART OF THE ACCOUNTS
FOR THE YEAR ENDED 30 JUNE 2023

NOTE 11 - INTANGIBLES (CONT)

	Computer Software	Total
	\$	\$
2022		
Balance at the beginning of the year	77,785	77,785
Additions	654	654
Disposals	-	-
Amortisation expense	(54,151)	(54,151)
Reclassification	-	-
Carrying amount the end of year	<u>24,288</u>	<u>24,288</u>

NOTE 12 - LEASES

Right-of-use asset

Set out below are the carrying amounts of right-of-use assets recognised and the movements during the period:

	Property	Office Equipment	Motor Vehicles	Total
	\$	\$	\$	\$
As at 1 July 2021	337,307	27,335	9,272	373,914
Amortisation expense	(82,605)	(9,111)	(27,260)	(118,976)
Modifications	-	-	38,247	38,247
Disposal	-	-	12,818	12,818
As at 1 July 2022	<u>254,702</u>	<u>18,224</u>	<u>33,077</u>	<u>306,003</u>
Amortisation expense	(82,605)	(9,111)	(27,578)	(119,294)
Additions	-	-	64,078	64,078
Modifications	-	-	1,585	1,585
Disposal	-	-	-	-
As at 30 June 2023	<u>172,097</u>	<u>9,113</u>	<u>71,162</u>	<u>252,372</u>

Additions to the right-of-use assets during the year were \$64,078.

The Branch leases property, office equipment and motor vehicles under agreements of between 3 to 10 years with, in some cases, options to extend.

Lease liability

Set out below are the carrying amounts of lease liabilities and the movement during the period:

	2023	2022
	\$	\$
As at 1 July	340,538	404,497
Additions	64,078	38,247
Modifications	1,585	12,818
Accretion of interest	19,502	20,588
Payments	(139,717)	(135,612)
As at 30 June	<u>285,986</u>	<u>340,538</u>
Current	127,598	104,462
Non Current	<u>158,388</u>	<u>236,076</u>
	<u>285,986</u>	<u>340,538</u>

THE PHARMACY GUILD OF AUSTRALIA (SA BRANCH)
ABN 38 946 547 960

NOTES TO AND FORMING PART OF THE ACCOUNTS
FOR THE YEAR ENDED 30 JUNE 2023

NOTE 12 - LEASES (CONT)

<i>Recognised in the profit or loss</i>	2023 \$	2022 \$
The following are amounts recognised in profit or loss:		
Depreciation expense of right-of-use asset	119,294	118,976
Interest expense on lease liabilities	19,502	20,588
Total amount recognised in the profit of loss	138,796	139,564
Set out below are the undiscounted potential future rental payments:		
Within one year	140,317	119,103
One to five years	165,150	249,205
More than five years	-	-
	305,467	368,308

NOTE 13 - TRADE AND OTHER PAYABLES

CURRENT

	2023 \$	2022 \$
Trade creditors and accruals	277,838	146,233
Payable to ATO	13,482	104,043
Payable to employers for making payroll deductions of membership subscriptions	-	-
Legal Costs	-	-
	291,320	250,276
Included within trade and other payables:		
<i>Payable to other reporting units</i>		
Guild Insurance	24,900	26,071
Pharmacy Guild of Australia National Secretariat	5,157	13,280
Australasian College of Pharmacy	101,268	-
	131,325	39,351

NOTE 14 - CONTRACT LIABILITIES

Membership subscriptions received in advance	197,340	360,100
Grants received in advance	-	-
Other income received in advance	-	54,364
	197,340	414,464

Reconciliation

Reconciliation of the written down values at the beginning and end of the current and previous financial year are set out below:

Opening balance	414,464	171,973
Payments received in advance	197,340	414,464
Transfer to revenue	(414,464)	(171,973)
Closing balance	197,340	414,464

The significant changes between opening and closing balances of contract liabilities primarily relates to a reduction in the number of memberships received in advance in 2023 when compared to 2022.

THE PHARMACY GUILD OF AUSTRALIA (SA BRANCH)
ABN 38 946 547 960

NOTES TO AND FORMING PART OF THE ACCOUNTS
FOR THE YEAR ENDED 30 JUNE 2023

NOTE 15 - EMPLOYEE PROVISIONS

EMPLOYEES OTHER THAN OFFICE HOLDERS

Short-term provisions

Annual leave	125,284	141,578
Long service leave	122,125	128,486
Separations and redundancy	-	-
Other employee provisions	-	-
Employee provisions - other than office holders	<u>247,409</u>	<u>270,064</u>

Long-term provisions

Long service leave	22,556	29,854
	<u>22,556</u>	<u>29,854</u>

OFFICE HOLDERS

Annual leave	-	-
Long service leave	18,662	-
Other employee provisions	-	-
Employee provisions - office holders	<u>18,662</u>	<u>-</u>

Total employee provisions	<u>288,627</u>	<u>299,918</u>
---------------------------	----------------	----------------

NOTE 15 - EMPLOYEE PROVISIONS (Cont)

	<u>2023</u>	<u>2022</u>
	\$	\$
Current	266,071	270,064
Non Current	22,556	29,854
Total Employee Provisions	<u>288,627</u>	<u>299,918</u>

NOTE 16 - RELATED PARTY DISCLOSURES

a) The following persons were members of the Branch Committee during the financial year:

N. Panayiaris (Branch President/National Councillor)
G. Scarlett (Branch Vice President /National Councillor)
P. Simmons (Branch Vice President - Finance)
M Apolloni (Branch Vice President)
M. Gillespie
R. Kajani
S. Abou-Abdallah
R. Wynne
I. Hashmi (resigned 14/12/2022)
A. Doan (resigned 21/03/2023)
S. Dawe (appointed 6/03/2023)
V. Ferraro (appointed 26/04/2023)

b) The ultimate controlling entity of The Pharmacy Guild of Australia (SA Branch) is The Pharmacy Guild of Australia.

c) The aggregate of Branch Committee Members' and Branch Director's remuneration is as follows:

Committee Members' remuneration		
- Gross remuneration	101,570	98,776
Total remuneration	<u>101,570</u>	<u>98,776</u>
Gross Remuneration - employees including Branch Director (other than holders of office)	<u>1,216,593</u>	<u>1,212,474</u>
The aggregate amount of employee benefits payable to the Branch Director	<u>33,080</u>	<u>30,169</u>

THE PHARMACY GUILD OF AUSTRALIA (SA BRANCH)
ABN 38 946 547 960

NOTES TO AND FORMING PART OF THE ACCOUNTS
FOR THE YEAR ENDED 30 JUNE 2023

NOTE 16 - RELATED PARTY DISCLOSURES (Cont)

d) The aggregate amount paid during the year to a superannuation fund by The Pharmacy Guild of Australia (SA Branch) in connection with the resignation of any Branch Committee Member or Branch Director and not included as remuneration as above was nil (2022: Nil).

e) Branch Committee Members may utilise the clearing hours and member services accounts on the same terms and conditions as other Guild Members.

f) Amounts receivable/(accrued) for commissions from related parties - current	2023	2022
	\$	\$
Guild Insurance Ltd	18,801	-
Gold Cross Products and Services	2,420	-

The above commissions are calculated at rates determined by the National Services Division and the Guild Insurance Ltd respectively.

g) The aggregate of commission income received or receivable from related entities:

Guild Insurance Ltd	79,001	-
Gold Cross Products and Services	8,119	-

h) Aggregate of membership expenses paid to the ultimate controlling entity

402,636 317,899

i) Aggregate of membership expenses payable to the ultimate controlling entity

4,689 3,458

j) Amount receivable/(payable) to related parties:

- Pharmacy Guild of Australia National Secretariat	22,327	28,696
- Pharmacy Guild of Australia (QLD)	2,116	40
- Pharmacy Guild of Australia (WA)	-	-
- Pharmacy Guild of Australia (NSW)	-	62
- Australian College of Pharmacy	(92,598)	-
- Guild Insurance	(6,099)	-

No excepted credit losses have been raised in relation to any outstanding balances.

NOTE 17 - KEY MANAGEMENT PERSONNEL REMUNERATION

	2023	2022
	\$	\$
Short-term employee benefits		
Salary (including annual leave taken)	151,173	145,000
Annual leave	2,154	12,714
Total short-term employee benefits	<u>153,327</u>	<u>157,714</u>
Post-employment benefits:		
Superannuation	15,873	14,500
Total post-employment benefits	<u>15,873</u>	<u>14,500</u>
Other long-term benefits:		
Long service leave	30,926	17,455
Total other long-term benefits	<u>30,926</u>	<u>17,455</u>
Termination benefits	-	-
Total	<u>200,126</u>	<u>189,669</u>

THE PHARMACY GUILD OF AUSTRALIA (SA BRANCH)
ABN 38 946 547 960

NOTES TO AND FORMING PART OF THE ACCOUNTS
FOR THE YEAR ENDED 30 JUNE 2023

NOTE 18 - CASH FLOW INFORMATION

a) Reconciliation of cash:	2023	2022
	\$	\$
Cash on hand	200	200
Cash at bank	1,404,186	1,439,423
	<u>1,404,386</u>	<u>1,439,623</u>
b) Reconciliation of profit from operations to net cash provided by operating activities:		
Profit/(loss) from operations	77,000	(221,634)
Non-cash flows in profit from operations:		
Depreciation and amortisation	170,216	193,048
Profit/(loss) on disposal of fixed assets	-	58
Fair value movement in investments	(28,692)	131,868
Interest received on financial assets	(51)	(176)
Changes in assets and liabilities:		
(Increase)/decrease in receivables	71,253	(100,325)
(Increase)/decrease in prepayments	(13,043)	42,889
Increase/(decrease) in payables/unearned income	(176,080)	317,620
Increase/(decrease) in provisions	(11,291)	42,457
Net cash provided by operating activities	<u>89,312</u>	<u>405,805</u>
(c) Cash flows from:		
Guild Insurance Ltd	66,220	-
Guild Link	-	-
Gold Cross Products and Services	6,511	-
Pharmacy Guild of Australia National Secretariat	493,591	475,287
Pharmacy Guild of Australia ACT	-	-
Pharmacy Guild of Australia NT	-	-
Pharmacy Guild of Australia NSW	62	959
Pharmacy Guild of Australia QLD	4,705	4,024
Pharmacy Guild of Australia VIC	-	-
Pharmacy Guild of Australia TAS	-	3,134
Pharmacy Guild of Australia WA	-	6,050
GP Payroll Pty Ltd	52,868	43,470
	<u>623,957</u>	<u>532,924</u>
(d) Cash flows to:		
Pharmacy Guild of Australia National Secretariat	485,388	405,594
Pharmacy Guild of Australia NSW	-	-
Pharmacy Guild of Australia TAS	3,440	3,134
Pharmacy Guild of Australia VIC	-	-
Pharmacy Guild of Australia NT	-	-
Pharmacy Guild of Australia ACT	-	-
Pharmacy Guild of Australia QLD	14,200	17,635
Pharmacy Guild of Australia WA	-	12,100
Guild Insurance	26,678	23,240
Meridian Lawyers	8,393	3,018
GP Payroll Pty Ltd	257	991
Gold Cross Products and Services	-	-
Australian College of Pharmacy	281	-
	<u>538,637</u>	<u>465,712</u>

THE PHARMACY GUILD OF AUSTRALIA (SA BRANCH)
ABN 38 946 547 960

NOTES TO AND FORMING PART OF THE ACCOUNTS
FOR THE YEAR ENDED 30 JUNE 2023

NOTE 19 - CHANGES IN LIABILITIES ARISING FROM FINANCING ACTIVITIES

	Lease Liability	Total
	\$	\$
Balance at 1 July 2022	340,538	340,538
Net cash from / (used in) financing activities	(120,215)	(120,215)
Additions to leases	64,078	64,078
Lease modifications	1,585	1,585
Balance at 30 June 2023	<u>285,986</u>	<u>285,986</u>

NOTE 20 - FINANCIAL RISK MANAGEMENT

Management controls the capital of the Branch to ensure that adequate cash flows are generated to fund its mentoring programs and that returns from investments are maximised. The committee ensures that the overall risk management strategy is in line with this objective.

Risk management policies are approved and reviewed by the Committee on a regular basis. These include credit risk policies and future cash flow requirements.

The Branch's capital consists of financial liabilities, supported by financial assets.

Management effectively manages the Branch's capital by assessing the entity's financial risks and responding to changes in these risks and in the market. These responses may include the consideration of debt levels.

There have been no changes to the strategy adopted by management to control the capital of the entity since the previous year.

The Branch's activities expose it primarily to the financial risks in credit, liquidity and market risk.

The Branch does not enter into or trade financial instruments, including derivative financial instruments.

The Branch's financial instruments consist mainly of deposits with banks, short term investments, and receivables and payables. The carrying amounts for each category of financial instruments, measured in accordance with AASB 9: Financial Instruments, are as follows:

	Note	2023 \$	2022 \$
Financial Assets			
Financial assets at fair value through profit or loss		881,741	853,048
Financial assets at amortised cost:			
- cash and cash equivalents	6	1,404,386	1,439,623
- term deposits		33,578	33,527
- accounts receivable and other debtors	7	<u>122,944</u>	<u>176,817</u>
Total financial assets		<u>2,442,649</u>	<u>2,503,015</u>
Carrying amount of financial assets			
Financial Liabilities			
- accounts payable and other payables	13	<u>291,320</u>	<u>250,276</u>
Total financial liabilities		<u>291,320</u>	<u>250,276</u>

Credit Risk Trade and Other Receivables

The Branch does not have any material credit risk exposure to any single receivable or group of receivables.

NOTES TO AND FORMING PART OF THE ACCOUNTS
FOR THE YEAR ENDED 30 JUNE 2023

NOTE 20 - FINANCIAL RISK MANAGEMENT (Cont)

The following table details the Branch's trade and other receivables exposed to credit risk (prior to collateral and other credit enhancements) with ageing analysis and impairment provided for thereon. Amounts are considered as 'past due' when the debt has not been settled within the terms and conditions agreed between the Branch and the customer or counter party to the transaction.

Receivables that are past due are assessed for impairment by ascertaining solvency of the debtors and are provided for where there are specific circumstances indicating that the debt may not be fully repaid to the Branch.

Past due but not impaired (days overdue)

	Gross Amount \$	Past due and impaired \$	<30 \$	31-60 \$	61-90 \$	>90 \$	Within initial trade terms \$
2023							
Trade and term receivables	72,025	23,000	42,180	2,765	-	27,080	42,180
Other receivables	50,919	-	50,919	-	-	-	50,919
Total	122,944	23,000	93,099	2,765	-	27,080	93,099
2022							
Trade and term receivables	130,331	9,500	118,228	-	410	11,693	118,228
Other receivables	48,365	-	48,365	-	-	-	48,365
Total	178,696	9,500	166,593	-	410	11,693	166,593

The Branch does not hold any financial assets whose terms have been renegotiated, but which would otherwise be past due or impaired.

LIQUIDITY RISK

Liquidity risk arises from the possibility that the Branch might encounter difficulty settling its debts or otherwise meeting its obligations related to financial liabilities. The entity manages liquidity risk by monitoring cash flows, only investing surplus cash with major financial institutions and comparing the maturity profile of financial liabilities with realisation of financial assets.

	Within 1 Year		1 to 5 Years		Over 5 Years		Total	
	2023	2022	2023	2022	2023	2022	2,023	2022
	\$	\$	\$	\$	\$	\$	\$	\$
Financial liabilities due for payment:								
Accounts payable and other payables	291,320	250,276	-	-	-	-	291,320	250,276
Total expected outflows	291,320	250,276	-	-	-	-	291,320	250,276
Financial assets - cash flows realisable:								
Cash on hand	1,404,386	1,439,623	-	-	-	-	1,404,386	1,439,623
Accounts receivable and other debtors	122,944	176,817	-	-	-	-	122,944	176,817
Total anticipated inflows	1,527,330	1,616,440	-	-	-	-	1,527,330	1,616,440
Net (outflow) / inflow on financial instruments	1,236,010	1,366,164	-	-	-	-	1,236,010	1,366,164

THE PHARMACY GUILD OF AUSTRALIA (SA BRANCH)
ABN 38 946 547 960

NOTES TO AND FORMING PART OF THE ACCOUNTS
FOR THE YEAR ENDED 30 JUNE 2023

NOTE 20 - FINANCIAL RISK MANAGEMENT (Cont)

MARKET RISK

Exposure to interest rate risk arises on financial assets and liabilities recognised at reporting date whereby a future change in interest rates will affect future cash flows or the fair value of fixed rate financial instruments.

The entity has no long term financial liabilities upon which it pays interest.

Cash is held in an interest yielding cheque account and on short term call deposit where the interest rate is both fixed and variable according to the financial asset.

SENSITIVITY ANALYSIS

The entity has performed a sensitivity analysis relating to its exposure to interest rate risk at reporting date. This sensitivity analysis demonstrates the effect on the current year results and equity which could result from a change in these risks. It should be noted that the entity does not have borrowings and any impacts would be in relation to deposit yields on cash investments.

Year ended 30 June 2023

		Change in risk variable	Effect on Profit or Loss	Equity
	Risk variable	%	\$	\$
Interest rate risk	Cash deposits	1% increase	14,044	14,044
Interest rate risk	Cash deposits	1% decrease	(14,044)	(14,044)

Year ended 30 June 2022

		Change in risk variable	Effect on Profit or Loss	Equity
	Risk variable	%	\$	\$
Interest rate risk	Cash deposits	1% increase	14,396	14,396
Interest rate risk	Cash deposits	1% decrease	(14,396)	(14,396)

NOTE 21 - BRANCH DETAILS

The principal place of business of the branch is:

The Pharmacy Guild of Australia (SA Branch)
Unit 12, 202-208 Glen Osmond Road
Fullarton SA 5063

NOTE 22 - LEGAL MATTERS

The Branch has no contingent assets or liabilities.

The Branch has no litigation.

THE PHARMACY GUILD OF AUSTRALIA (SA BRANCH)
ABN 38 946 547 960

NOTES TO AND FORMING PART OF THE ACCOUNTS
FOR THE YEAR ENDED 30 JUNE 2023

NOTE 23 - SECTION 272 FAIR WORK (REGISTERED ORGANISATIONS) ACT 2009

In accordance with the requirements of the Fair Work (Registered Organisations) Act 2009, the attention of members is drawn to the provisions of subsections (1), (2) and (3) of Section 272 which reads, as follows:

- (1) "A Member of a reporting unit, or the Commissioner, may apply to the reporting unit for specified prescribed information in relation to the reporting unit to be made available to the person making the application."
- (2) "The application must be in writing and must specify the period within which, and the manner in which, the information is to be made available. The period must not be less than 14 days after the application is given to the reporting unit."
- (3) A reporting unit must comply with an application made under subsection (1).


THE PHARMACY GUILD OF AUSTRALIA (SA BRANCH)
ABN 38 946 547 960

CERTIFICATE BY PRESCRIBED DESIGNATED OFFICER
Certificate for the year ended 30 June 2023

I Nick Panayiotis being the President of the The Pharmacy Guild of Australia (SA Branch) certify:

- that the documents lodged herewith are copies of the full report for the The Pharmacy Guild of Australia (SA Branch) for the period ended referred to in s.268 of the Fair Work (Registered Organisations) Act 2009; and
- that the full report was provided to the members of the reporting unit on 16th August 2023; and
- that the full report was presented to a general meeting of the reporting unit on 3rd October 2023 in accordance with s.266 of the Fair Work (Registered Organisations) Act 2009.

Signature of prescribed designated officer:



Name of prescribed designated officer:

Nick Panayiotis

Title of prescribed designated officer:

Branch President

Dated:

3/10/2023

THE PHARMACY GUILD OF AUSTRALIA (SA BRANCH)
ABN 38 946 547 960


OFFICER DECLARATION STATEMENT

I, Nick Panayias, being the Branch President of the Pharmacy Guild of Australia (SA Branch),
declare that the following activities did not occur during the reporting period ended 30 June 2023:

The reporting unit did not:

- a) agree to receive financial support from another reporting unit to continue as a going concern (refers to agreement regarding financial support not dollar amount)
- b) agree to provide financial support to another reporting unit to ensure they continue as a going concern (refers to agreement regarding financial support not dollar amount)
- c) acquire an asset or liability due to an amalgamation under Part 2 of Chapter 3 of the RO Act, a restructure of the branches of an organisation, a determination or revocation by the General Manager, Fair Work Commission
- d) receive revenue via compulsory levies
- e) receive donations
- f) incur fees as consideration for employers for making payroll deductions of membership subscriptions
- g) pay a grant that was \$1,000 or less
- h) pay a grant that exceeded \$1,000
- i) pay legal costs relating to litigation
- j) pay a penalty imposed under the RO Act or the Fair Work Act 2009
- k) have a fund or account for compulsory levies, voluntary contributions or required by the rules of the organisation or branch
- l) transfer to or withdraw from a fund (other than the general fund), account, asset or controlled entity
- m) have a balance within the general fund
- n) have another entity administer the financial affairs of the reporting unit
- o) make a payment to a former related party of the reporting unit
- (p) pay wages and salaries to holders of office
- (q) pay superannuation to holders of office
- (r) pay leave and other entitlements to holders of office
- (s) pay separation and redundancy to holders of office
- (t) pay other employee expenses to holders of office

Signed by the officer:



Dated:

23rd AUGUST 2023



Tel: +61 8 7324 6000
Fax: +61 8 7324 6111
www.bdo.com.au

BDO Centre
Level 7, 420 King William Street
Adelaide SA 5000
GPO Box 2018 Adelaide SA 5001
Australia

INDEPENDENT AUDITORS REPORT TO THE MEMBERS OF THE PHARMACY GUILD OF AUSTRALIA (SA BRANCH)

Report on the Audit of the Financial Report

Opinion

We have audited the financial report of The Pharmacy Guild of Australia (SA Branch) (the reporting unit), which comprises the statement of financial position as at 30 June 2023, the statement of profit or loss and other comprehensive income, the statement of changes in equity and the statement of cash flows for the year then ended, and notes to the financial report, including a summary of significant accounting policies, the Committee of Management Statement, the subsection 255(2A) report and Officer Declaration Statement.

In our opinion the accompanying financial report of The Pharmacy Guild of Australia (SA Branch), presents fairly, in all material respects the reporting unit's financial position as at 30 June 2023 and of its financial performance and its cash flows for the year then ended in accordance with Australian Accounting Standards and any other requirement imposed by these Reporting Guidelines or Part 3 of Chapter 8 of the Fair Work (Registered Organisations) Act 2009.

Basis for opinion

We conducted our audit in accordance with Australian Auditing Standards. Our responsibilities under those standards are further described in the *Auditor's responsibilities for the audit of the Financial Report* section of our report. We are independent of the reporting unit in accordance with the ethical requirements of the Accounting Professional and Ethical Standards Board's APES 110 *Code of Ethics for Professional Accountants (including Independence Standards)* (the Code) that are relevant to our audit of the financial report in Australia. We have also fulfilled our other ethical responsibilities in accordance with the Code.

We believe that the audit evidence we have obtained is sufficient and appropriate to provide a basis for our opinion.

Other information

The Committee of Management are responsible for the other information. The other information obtained at the date of this auditor's report is information included in the reporting unit's operating report, but does not include the financial report and our auditor's report thereon.

Our opinion on the financial report does not cover the other information and accordingly we do not express any form of assurance conclusion thereon.

In connection with our audit of the financial report, our responsibility is to read the other information and, in doing so, consider whether the other information is materially inconsistent with the financial report or our knowledge obtained in the audit or otherwise appears to be materially misstated.

If, based on the work we have performed on the other information obtained prior to the date of this auditor's report, we conclude that there is a material misstatement of this other information, we are required to report that fact. We have nothing to report in this regard.

Responsibilities of the Committee of Management for the Financial Report

The Committee of Management of the reporting unit are responsible for the preparation of the financial report that gives a true and fair view in accordance with Australian Accounting Standards and the *Fair Work (Registered Organisations) Act 2009*, and for such internal control as the Committee of Management determine is necessary to enable the preparation of the financial report that is free from material misstatement, whether due to fraud or error.

In preparing the financial report, the Committee of Management are responsible for assessing the registered entity's ability to continue as a going concern, disclosing, as applicable, matters related to going concern and using the going concern basis of accounting unless the responsible entities either intends to liquidate the registered entity or to cease operations, or has no realistic alternative but to do so.

Auditor's responsibilities for the audit of the Financial Report

Our objectives are to obtain reasonable assurance about whether the financial report as a whole is free from material misstatement, whether due to fraud or error, and to issue an auditor's report that includes our opinion. Reasonable assurance is a high level of assurance, but is not a guarantee that an audit conducted in accordance with the Australian Auditing Standards will always detect a material misstatement when it exists. Misstatements can arise from fraud or error and are considered material if, individually or in the aggregate, they could reasonably be expected to influence the economic decisions of users taken on the basis of this financial report.

- As part of an audit in accordance with the Australian Auditing Standards, we exercise professional judgement and maintain professional scepticism throughout the audit. We also:
Identify and assess the risks of material misstatement of the financial report, whether due to fraud or error, design and perform audit procedures responsive to those risks, and obtain audit evidence that is sufficient and appropriate to provide a basis for my opinion. The risk of not detecting a material misstatement resulting from fraud is higher than for one resulting from error, as fraud may involve collusion, forgery, intentional omissions, misrepresentations, or the override of internal control.
- Obtain an understanding of internal control relevant to the audit in order to design audit procedures that are appropriate in the circumstances, but not for the purpose of expressing an opinion on the effectiveness of the Reporting Unit's internal control.
- Evaluate the appropriateness of accounting policies used and the reasonableness of accounting estimates and related disclosures made by the Committee of Management.
- Conclude on the appropriateness of the Committee of Management's use of the going concern basis of accounting and, based on the audit evidence obtained, whether a material uncertainty exists related to events or conditions that may cast significant doubt on the Reporting Unit's ability to continue as a going concern. If we conclude that a material uncertainty exists, we are required to draw attention in our auditor's report to the related disclosures in the financial report or, if such disclosures are inadequate, to modify my opinion. Our conclusions are based on the audit evidence obtained up to the date of our auditor's report. However, future events or conditions may cause the Reporting Unit to cease to continue as a going concern.
- Evaluate the overall presentation, structure and content of the financial report, including the disclosures, and whether the financial report represents the underlying transactions and events in a manner that achieves fair presentation.



- Obtain sufficient appropriate audit evidence regarding the financial information of the entities or business activities within the Reporting Unit to express an opinion on the financial report. We are responsible for the direction, supervision and performance of the Reporting Unit audit. We remain solely responsible for our audit opinion.

We communicate with the Committee of Management regarding, among other matters, the planned scope and timing of the audit and significant audit findings, including any significant deficiencies in internal control that are identified during our audit.

This description forms part of our auditor's report.

Declaration by the auditor

I, Paul Gosnold, declare that I am an approved auditor, a member of the Chartered Accountants Australia New Zealand and hold a current Public Practice Certificate.

A handwritten signature in blue ink that reads 'BDO'.

BDO Audit Pty Ltd

A handwritten signature in blue ink that reads 'Paul Gosnold'.

Paul Gosnold
Director

Adelaide, 24 August 2023

Registration number (as registered by the RO Commissioner under the Act): AA2017/182

