



14 October 2024

Michael Buchan  
Divisional Branch Secretary  
Construction, Forestry and Maritime Employees Union - Construction and General Division, Western Australia  
Divisional Branch  
Sent via email: [mbuchan@cfmeuwa.com](mailto:mbuchan@cfmeuwa.com)  
CC: [neil.pace@moore-australia.com.au](mailto:neil.pace@moore-australia.com.au) and [AlisonC@cfmeucdadministrator.com](mailto:AlisonC@cfmeucdadministrator.com)

Dear Michael Buchan

**Construction, Forestry and Maritime Employees Union - Construction and General Division, Western Australia Divisional Branch  
Financial Report for the year ended 31 March 2024 – (FR2024/2)**

I acknowledge receipt of the financial report for the year ended 31 March 2024 for the Construction, Forestry and Maritime Employees Union - Construction and General Division, Western Australia Divisional Branch. The documents were lodged with the Fair Work Commission (the Commission) on 19 August 2024.

The financial report has now been filed. You are not required to take any further action in respect of the report lodged.

I make the following comments to assist you when you next prepare a financial report:

While we filed last year's financial report, we raised certain issues for the reporting unit to address in the preparation of future financial reports. I note that the same errors have appeared in the current report, namely:

- activities under reporting guidelines not disclosed include payables to employers for payroll deductions of membership subscriptions and other legal costs; and
- net cashflows to other reporting units not reconciling with net cashflows provided under Note 17 Related Party Disclosures.

The Commission aims to assist reporting units comply with their obligations under the RO Act and reporting guidelines by providing advice about the errors identified in financial reports. The Commission will confirm these matters have been addressed prior to filing next year's report.

### Reporting Requirements

The Commission website provides a number of factsheets in relation to the financial reporting process and associated timelines. The website also contains the section 253 reporting guidelines and a model set of financial statements.

The Commission recommends that reporting units use these model financial statements to assist in complying with the *Fair Work (Registered Organisations) Act 2009*, the section 253 reporting guidelines and the Australian Accounting Standards. Access to this information is available via [this link](#).

If you have any queries regarding this letter, please call 1300 341 665 or email [regorgs@fwc.gov.au](mailto:regorgs@fwc.gov.au).

Yours sincerely

**Fair Work Commission**

**Construction, Forestry and Maritime Employees Union  
Construction & General Division – WA Branch**

**Financial Report for the Year Ended 31 March 2024**

**CONSTRUCTION, FORESTRY AND MARITIME EMPLOYEES UNION  
CONSTRUCTION & GENERAL DIVISION – WA BRANCH  
TABLE OF CONTENTS**

|  | PAGE |
|--|------|
| Report required under subsection 255(2A)                   | 1    |
| Operating Report   | 2    |
| Committee of Management and Executive Statement            | 4    |
| Statement of Profit or Loss and Other Comprehensive Income | 5    |
| Statement of Financial Position                            | 6    |
| Statement of Changes in Equity                             | 7    |
| Statement of Cashflows                                     | 8    |
| Notes to and Forming Part of the Financial Statements      | 9    |
| Officer Declaration Statement                              | 33   |
| Independent Auditor's Report                               | 34   |
| Branch Secretary's Certificate                             | 36   |



**CONSTRUCTION, FORESTRY AND MARITIME EMPLOYEES UNION  
CONSTRUCTION & GENERAL DIVISION – WA BRANCH  
OPERATING REPORT  
FOR THE YEAR ENDED 31 MARCH 2024**

The Committee of Management and Executive presents its operating report of the Construction, Forestry and Maritime Employees Union Construction & General Division – WA Branch (“the Branch”) for the year ended 31 March 2024.

**Review of principal activities, the results of those activities and any significant changes in the nature of those activities during the year**

The principal activities of the Branch unit during the period were:

- (i) Recruiting organising and advocating for workers in the Construction industry
- (ii) Promoting the interests of, and protecting the safety of members
- (iii) Negotiating and enforcing collective agreements
- (iv) Providing advice and representing members in Industrial Courts and at WorkCover

No significant changes in the nature of these activities occurred during the period.

**Significant Changes in Financial Affairs**

On 1 December 2023, the Mining and Energy Division of the Construction, Forestry, Maritime and Mining and Energy Union (CFMMEU) formally de-amalgamated from the Union.

On 1 December 2023, as a result of the de-amalgamation, the Construction, Forestry, Maritime, Mining and Energy Union (CFMMEU) changed its name to Construction, Forestry and Maritime Employees Union, which is identified on a revised certificate of registration under the Fair Work (Registered Organisations) Act 2009. As a result, the Union is now referred to as the Construction, Forestry and Maritime Employees Union (CFMEU).

There were no other significant changes in the financial affairs of the Branch during the year.

**Review of operations**

The operating surplus for the financial year amounted to \$1,263,051 (31 March 2023: \$1,227,032). Net assets increased to \$4,972,028 as at 31 March 2024 (31 March 2023: \$3,708,977).

Total revenue was \$7,048,150, which represents an increase of 11.5% compared to the last reporting period, mainly due to an increase in membership subscription income, revaluation of the investment property and investment portfolio held.

Total expenditure was \$5,785,099, which represents an increase of 13.6% compared to the last reporting period, mainly due to an increase in advertising costs, litigation costs and training expenses.

Total assets were \$8,701,130, which represents an increase of 16.6% compared to the last reporting period, mainly due to the recognition of the AS400 Modernisation Project costs, and the above forementioned revaluation of the investment property and investment portfolio.

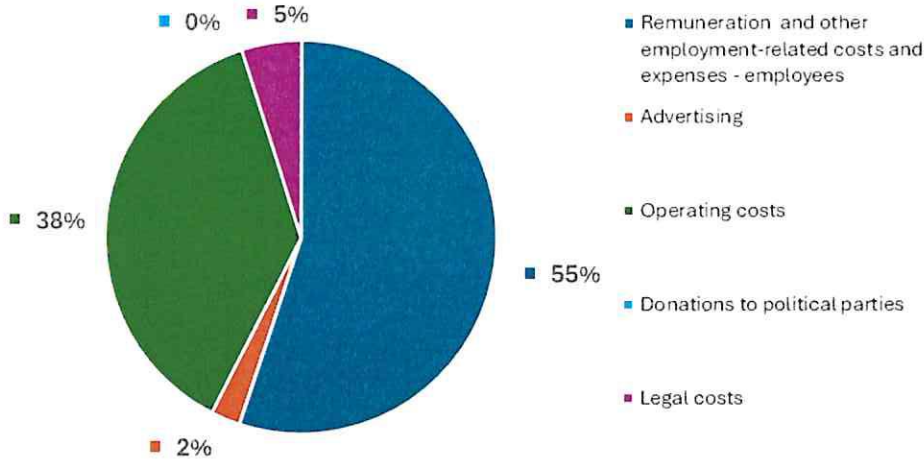
Total liabilities were \$3,729,102, which represents a decrease of 1% compared to the last reporting period, mainly comprised of a decrease in income received in advance netting off with an increase in trade payables (namely \$150,000 payable to Construction Skills Training Centre).

**CONSTRUCTION, FORESTRY AND MARITIME EMPLOYEES UNION  
 CONSTRUCTION & GENERAL DIVISION – WA BRANCH  
 REPORT REQUIRED UNDER SUBSECTION 255(2A)  
 FOR THE YEAR ENDED 31 MARCH 2024**


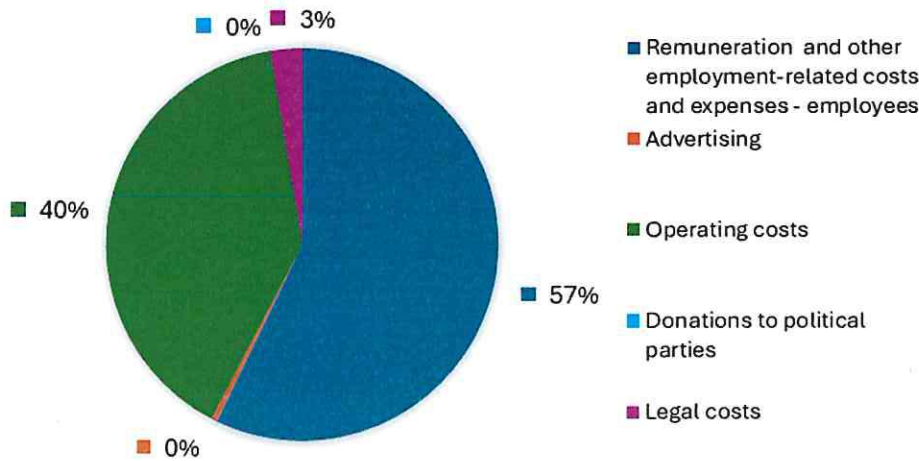
The Committee of Management and Executive presents the expenditure report as required under subsection 255(2A) on the Branch for the year ended 31 March 2024.

**Diagrammatic form**

2024 - EXPENDITURE AS REQUIRED UNDER S.255(2A) RO ACT



2023 - EXPENDITURE AS REQUIRED UNDER S.255(2A) RO ACT



Michael Buchan  
 Branch Secretary  
 Construction, Forestry and Maritime Employees Union  
 Construction & General – WA Branch

Date: 17 July 2024

**CONSTRUCTION, FORESTRY AND MARITIME EMPLOYEES UNION  
CONSTRUCTION & GENERAL DIVISION – WA BRANCH  
OPERATING REPORT  
FOR THE YEAR ENDED 31 MARCH 2024**

**Environmental Issues**

The Branch's operations are not regulated by any environmental regulation under a law of the Commonwealth or of a state or territory.

**The Right of Members to Resign**

A member may resign from the membership of the Union by a written notice addressed and delivered to the Divisional Branch Secretary or other officer of the Divisional Branch authorised to receive such correspondence.

**Trustee of a Superannuation Entity**

No officer or member is a trustee of a superannuation entity or an exempt public-sector superannuation scheme or a director of a company that is a trustee of such an entity or scheme, where the criterion for the officer or member holding such a position is being an officer or member of a registered organisation.

**Number of Members**

The number of members of the Branch as at 31 March 2024 was 7,735.

**Number of Employees**


The number of full-time equivalent employees of the Branch as at 31 March 2024 was 21.

**Members of the Committee of Management and Executive**

The members of the Committee of Management and Executive at any time during the 12 months and the period which they held the position were:

Robert Benkesser - President  
Glenn Hawkins – Senior Vice President  
Robert Pearson – Vice President  
Michael Buchan - Secretary  
Brad Upton – Assistant Secretary  
Stephen Catania - Treasurer  
Dean Brooker (resigned)  
Gary Shorto (resigned)  
Jimmy Poole  
Matt Ryan (resigned)  
Nathan Fisher  
Stephan Gracie

Signed on behalf of the Committee of Management and Executive



Michael Buchan  
Branch Secretary  
Construction, Forestry and Maritime Employees Union  
Construction & General – WA Branch

Date: 17 July 2024

**CONSTRUCTION, FORESTRY AND MARITIME EMPLOYEES UNION  
CONSTRUCTION & GENERAL DIVISION – WA BRANCH  
COMMITTEE OF MANAGEMENT AND EXECUTIVE STATEMENT  
FOR THE YEAR ENDED 31 MARCH 2024**

On 10<sup>th</sup> July 2024, the Committee of Management and Executive of Construction, Forestry and Maritime Employees Union Construction & General Division – WA Branch passed the following resolution in relation to the general-purpose financial report (GPFR) of the Branch for the year ended 31 March 2024:

The Committee of Management and Executive declares that in its opinion:

- a) the financial statements and notes comply with the Australian Accounting Standards;
- b) the financial statements and notes comply with any other requirements imposed by the Reporting Guidelines or Part 3 of Chapter 8 of the Fair Work (Registered Organisations) Act 2009 (the RO Act);
- c) the financial statements and notes give a true and fair view of the financial performance, financial position and cash flows of the Branch for the financial year to which they relate;
- d) there are reasonable grounds to believe that the Branch will be able to pay its debts as and when they become due and payable; and
- e) during the financial year to which the GPFR relates and since the end of the period:
  - (i) meetings of the Committee of Management and Executive were held in accordance with the rules of the organisation including the rules of the branch; and
  - (ii) the financial affairs of the Branch have been managed in accordance with the rules of the organisation including the rules of the branch; and
  - (iii) the financial records of the Branch have been kept and maintained in accordance with the RO Act; and
  - (iv) the financial records of the Branch have been kept, as far as practicable, in a consistent manner with each of the other branches of the CFMEU; and
  - (v) where information has been sought in any request of a member of the Branch or the Commissioner duly made under section 272 of the RO Act, that information has been provided to the member or the Commissioner; and
  - (vi) where any order for inspection of financial records made by the Fair Work Commission under section 273 of the RO Act, there has been compliance.

This declaration is made in accordance with a resolution of the Committee of Management and Executive.



Michael Buchan  
Branch Secretary  
Construction, Forestry and Maritime Employees Union  
Construction & General – WA Branch

Date: 17 July 2024

**CONSTRUCTION, FORESTRY AND MARITIME EMPLOYEES UNION  
CONSTRUCTION & GENERAL DIVISION – WA BRANCH  
STATEMENT OF PROFIT OR LOSS AND OTHER COMPREHENSIVE INCOME  
FOR THE YEAR ENDED 31 MARCH 2024**

|   | Note | 2024<br>\$       | 2023 (Restated)<br>\$ |
|---|------|------------------|-----------------------|
| <b>Revenue from contracts with customers</b>                  |      |                  |                       |
| Membership Subscriptions                                      | 3    | 5,836,869        | 5,365,211             |
| Capitation fees and other revenue from another reporting unit | 3A   | -                | -                     |
| Training Levy   | 3B   | 271,885          | 334,047               |
| Revenue from recovery of wages activity                       | 3D   | -                | -                     |
| <b>Total revenue from contracts with customers</b>            |      | <b>6,108,754</b> | <b>5,699,258</b>      |
| <b>Income for furthering objectives</b>                       |      |                  |                       |
| Grants and/or donations                                       | 3C   | -                | -                     |
| <b>Total income for furthering objectives</b>                 |      | <b>-</b>         | <b>-</b>              |
| <b>Other Income</b>   |      |                  |                       |
| Investment income   |      | 143,357          | 39,434                |
| Rental Income   |      | -                | 7,239                 |
| Other income  | 3E   | 764,460          | 472,403               |
| Net Gain / (loss) on Sale of Assets                           |      | 31,579           | 102,540               |
| <b>Total other income</b>                                     |      | <b>939,396</b>   | <b>621,616</b>        |
| <b>Total income</b>   |      | <b>7,048,150</b> | <b>6,320,874</b>      |
| <b>Expenses</b>   |      |                  |                       |
| Employee expenses   | 4A   | 3,186,744        | 2,911,292             |
| Capitation fees and other expense to another reporting unit   | 4B   | 484,090          | 423,925               |
| Affiliation fees  | 4C   | 98,460           | 111,599               |
| Administration expenses                                       | 4D   | 775,804          | 610,106               |
| Grants or donations   | 4E   | 172,225          | 216,795               |
| Depreciation and amortisation                                 | 9    | 40,892           | 51,314                |
| Finance costs   |      | 17,995           | 30,128                |
| Legal costs   | 4F   | 285,338          | 137,623               |
| Other expenses  | 4G   | 686,351          | 567,060               |
| Audit fees  | 18   | 37,200           | 34,000                |
| <b>Total expenses</b>   |      | <b>5,785,099</b> | <b>5,093,842</b>      |
| <b>Surplus/(deficit) for the year</b>                         |      | <b>1,263,051</b> | <b>1,227,032</b>      |
| <b>Other comprehensive income</b>                             |      |                  |                       |
| Other comprehensive income                                    |      | -                | -                     |
| <b>Total comprehensive income for the year</b>                |      | <b>1,263,051</b> | <b>1,227,032</b>      |

The above statement should be read in conjunction with the notes.

**CONSTRUCTION, FORESTRY AND MARITIME EMPLOYEES UNION  
CONSTRUCTION & GENERAL DIVISION – WA BRANCH  
STATEMENT OF FINANCIAL POSITION  
AS AT 31 MARCH 2024**

|   | Note | 2024<br>\$       | 2023<br>(Restated)<br>\$ |
|---|------|------------------|--------------------------|
| <b>CURRENT ASSETS</b>                             |      |                  |                          |
| Cash and cash equivalents                         | 5    | 4,782,517        | 4,689,116                |
| Trade and other receivables                       | 6    | 83,918           | 64,077                   |
| Other Financial Assets                            | 7    | 2,240,565        | 2,068,240                |
| <b>TOTAL CURRENT ASSETS</b>                       |      | <b>7,107,000</b> | <b>6,821,433</b>         |
| <b>NON-CURRENT ASSETS</b>                         |      |                  |                          |
| Investment property                               | 8    | 675,000          | 480,000                  |
| Property, plant & equipment                       | 9    | 302,819          | 162,111                  |
| Intangibles                                       | 10   | 616,311          | -                        |
| <b>TOTAL NON-CURRENT ASSETS</b>                   |      | <b>1,594,130</b> | <b>642,111</b>           |
| <b>TOTAL ASSETS</b>                               |      | <b>8,701,130</b> | <b>7,463,544</b>         |
| <b>CURRENT LIABILITIES</b>                        |      |                  |                          |
| Trade payables                                    | 11   | 286,833          | 143,042                  |
| Other payables                                    | 12   | 2,486,573        | 2,618,973                |
| Employee provisions                               | 13   | 811,053          | 819,342                  |
| Provision for legal/settlement costs – litigation |      | -                | 75,000                   |
| <b>TOTAL CURRENT LIABILITIES</b>                  |      | <b>3,584,459</b> | <b>3,656,357</b>         |
| <b>NON-CURRENT LIABILITIES</b>                    |      |                  |                          |
| Employee provisions                               | 13   | 144,643          | 98,210                   |
| <b>TOTAL NON-CURRENT LIABILITIES</b>              |      | <b>144,643</b>   | <b>98,210</b>            |
| <b>TOTAL LIABILITIES</b>                          |      | <b>3,729,102</b> | <b>3,754,567</b>         |
| <b>NET ASSETS</b>                                 |      | <b>4,972,028</b> | <b>3,708,977</b>         |
| <b>EQUITY</b>                                     |      |                  |                          |
| General fund                                      |      | 4,363,261        | 3,100,210                |
| Hardship fund                                     |      | 608,767          | 608,767                  |
| <b>TOTAL MEMBERS FUNDS</b>                        |      | <b>4,972,028</b> | <b>3,708,977</b>         |

The above statement should be read in conjunction with the notes.

**CONSTRUCTION, FORESTRY AND MARITIME EMPLOYEES UNION  
CONSTRUCTION & GENERAL DIVISION – WA BRANCH  
STATEMENT OF CHANGES IN EQUITY  
FOR THE YEAR ENDED 31 MARCH 2024**

|   | <b>General<br/>Fund<br/>\$</b> | <b>Hardship<br/>Fund<br/>\$</b> | <b>Total<br/>\$</b> |
|---|--------------------------------|---------------------------------|---------------------|
| <b>Balance as at 31 March 2022</b>          | <b>1,749,934</b>               | <b>608,767</b>                  | <b>2,358,701</b>    |
| Prior Period Adjustment (refer to Note 22)  | 123,244                        | -                               | 123,244             |
| <b>Restated Balance as at 31 March 2022</b> | <b>1,873,178</b>               | <b>608,767</b>                  | <b>2,481,945</b>    |
| Surplus/(deficit)                           | 1,227,032                      | -                               | 1,227,032           |
| Other comprehensive income                  | -                              | -                               | -                   |
| <b>Balance as at 31 March 2023</b>          | <b>3,100,210</b>               | <b>608,767</b>                  | <b>3,708,977</b>    |
| Surplus/(deficit)                           | 1,263,051                      | -                               | 1,263,051           |
| Other comprehensive income                  | -                              | -                               | -                   |
| <b>Balance as at 31 March 2024</b>          | <b>4,363,261</b>               | <b>608,767</b>                  | <b>4,972,028</b>    |

NB: All funds required by the rules of the Branch are included in the statement of changes in equity. There have been no withdrawals or transfers from a fund other than the general fund as set out above.

The above statement should be read in conjunction with the notes.

**CONSTRUCTION, FORESTRY AND MARITIME EMPLOYEES UNION  
CONSTRUCTION & GENERAL DIVISION – WA BRANCH  
STATEMENT OF CASHFLOWS  
FOR THE YEAR ENDED 31 MARCH 2024**

|   | Note | 2024<br>\$       | 2023<br>\$       |
|---|------|------------------|------------------|
| <b>Cashflows from Operating Activities</b>                            |      |                  |                  |
| Receipts from customers   |      | 6,620,878        | 6,243,340        |
| Receipts from other reporting units                                   |      | 20,000           | -                |
| Payments to suppliers and employees                                   |      | (4,353,809)      | (4,646,372)      |
| Payments to other reporting units                                     |      | (1,415,863)      | (505,351)        |
| Interest received   |      | 30,044           | 8,734            |
| <b>Net Cash Provided by (used in) Operating Activities</b>            | 14   | <b>901,250</b>   | <b>1,100,351</b> |
| <b>Cashflows from Investing Activities</b>                            |      |                  |                  |
| Net payments for managed investments                                  |      | (41,517)         | (1,000,499)      |
| Payments for PPE  |      | (210,021)        | (4,264)          |
| Proceeds from sale of PPE and Investment property                     |      | 60,000           | -                |
| Proceeds from sale of investment property                             |      | -                | 626,233          |
| Payments for intangible assets  |      | (616,311)        | -                |
| <b>Net Cash Provided by (used in) Investing Activities</b>            |      | <b>(807,849)</b> | <b>(378,530)</b> |
| Net Increase (Decrease) in cash held                                  |      | <b>93,401</b>    | <b>721,821</b>   |
| Cash & cash equivalents at the beginning of the reporting period      |      | 4,689,116        | 3,967,295        |
| <b>Cash &amp; cash equivalents at the end of the reporting period</b> |      | <b>4,782,517</b> | <b>4,689,116</b> |

The above statement should be read in conjunction with the notes.



**CONSTRUCTION, FORESTRY AND MARITIME EMPLOYEES UNION  
CONSTRUCTION & GENERAL DIVISION – WA BRANCH  
NOTES TO THE FINANCIAL STATEMENTS  
FOR THE YEAR ENDED 31 MARCH 2024**

**1. SUMMARY OF MATERIAL ACCOUNTING POLICIES**

**(a) Basis of Preparation**

The financial statements are general purpose financial statements that have been prepared in accordance with Australian Accounting Standards and Interpretations issued by the Australian Accounting Standards Board and the Fair Work (Registered Organisations) Act 2009. The Construction, Forestry and Maritime Employees Union Construction & General Division – WA Branch ("the Branch") is a not-for-profit entity.

The financial statements, except for cash flow information, have been prepared using the accrual basis of accounting. The financial statements have been prepared on a historical cost basis except for certain classes of property, plant and equipment and investment properties, as explained in the accounting policies below. Historical cost is generally based on the fair values of the consideration given in exchange for assets. The financial statements are presented in Australian dollars.

**(b) Going Concern**

The Branch is not reliant on the agreed financial support of another reporting unit to continue on a going concern basis.

The Branch has not agreed to provide financial support to another reporting unit to ensure they can continue on a going concern basis.

**(c) Comparative Amounts**

When required by accounting standards, comparative figures have been adjusted to conform to changes in presentation for the current financial year.

**(d) Significant Accounting Judgements and Estimates**

The Committee of Management and Executive evaluate estimates and judgments incorporated into the financial statements based on historical knowledge and best available current information. Estimates assume a reasonable expectation of future events and are based on current trends and economic data, obtained both externally and within the Branch, the results of which form the basis of making judgements about carrying values of assets and liabilities that are not readily apparent from other sources. Actual results may differ from these estimates.

The estimates and underlying assumptions are reviewed on an ongoing basis. Revisions to accounting estimates are recognised in the period in which the estimate is revised.

*Key estimates – Impairment*

The Union assesses impairment at each reporting date by evaluating conditions specific to the Union that may lead to impairment of assets. Where an impairment trigger exists, the recoverable amount of the asset is determined. Value-in-use calculations performed in assessing recoverable amounts incorporate a number of key estimates.

*Key estimates - Fair Value of Land and Buildings and Investment property*

The Branch regularly reassesses the value of land and buildings and investment property so as to ensure that they are reflected at fair value based on either independent valuations or third part appraisals. Such assessments are based on information available, and judgements made at the time of preparing these financial statements. Refer to note 8 and 9 for information on best estimates used in the valuation of investment property and land and buildings respectively.

**(e) New Australian Accounting Standards**

The accounting policies adopted are consistent with those of the previous financial year.

**Adoption of New Australian Accounting Standards and Amendments**

The Branch has adopted all standards which became effective for the first time during the year, and the adoption of these standards has not caused any material adjustments to the reported financial position or performance.

**CONSTRUCTION, FORESTRY AND MARITIME EMPLOYEES UNION  
CONSTRUCTION & GENERAL DIVISION – WA BRANCH  
NOTES TO THE FINANCIAL STATEMENTS  
FOR THE YEAR ENDED 31 MARCH 2024**

**Future Australian Accounting Standards**

Certain new accounting standards have been published that are not mandatory for 31 March 2024 reporting periods and have not been early adopted by the Branch. These standards are not expected to have a material impact on the Branch in the current or future reporting periods and on foreseeable future transactions.

**(f) Current versus Non-Current Classification**

The Branch presents assets and liabilities in the statement of financial position based on current/non-current classification.

An asset is current when it is:

- expected to be realised or intended to be sold or consumed in the normal operating cycle;
- held primarily for the purpose of trading;
- expected to be realised within twelve months after the reporting period; or
- cash or cash equivalent unless restricted from being exchanged or used to settle a liability for at least twelve months after the reporting period.

All other assets are classified as non-current.

A liability is current when:

- it is expected to be settled in the normal operating cycle;
- it is held primarily for the purpose of trading;
- it is due to be settled within twelve months after the reporting period; or
- there is no unconditional right to defer the settlement of the liability for at least twelve months after the reporting period.

The terms of the liability that could, at the option of the counterparty, result in its settlement by the issue of equity instruments do not affect its classification.

The Branch classifies all other liabilities as non-current.

**(g) Revenue**

The Branch enters into various arrangements where it receives consideration from another party. These arrangements include consideration in the form of membership subscriptions, capitation fees, levies, grants, and donations.

The timing of recognition of these amounts as either revenue or income depends on the rights and obligations in those arrangements.

**Revenue from contracts with customers**

Where the Branch has a contract with a customer, the Branch recognises revenue when or as it transfers control of goods or services to the customer. The Branch accounts for an arrangement as a contract with a customer if the following criteria are met:

- the arrangement is enforceable; and
- the arrangement contains promises (that are also known as performance obligations) to transfer goods or services to the customer (or to other parties on behalf of the customer) that are sufficiently specific so that it can be determined when the performance obligation has been satisfied.

**Membership subscriptions**

For membership subscription arrangements that meet the criteria to be contracts with customers, revenue is recognised when the promised goods or services transfer to the customer as a member of the Branch.

If there is only one distinct membership service promised in the arrangement, the Branch recognises revenue as the membership service is provided, which is typically based on the passage of time over

**CONSTRUCTION, FORESTRY AND MARITIME EMPLOYEES UNION  
CONSTRUCTION & GENERAL DIVISION – WA BRANCH  
NOTES TO THE FINANCIAL STATEMENTS  
FOR THE YEAR ENDED 31 MARCH 2024**

the subscription period to reflect the Branch's promise to stand ready to provide assistance and support to the member as required.

If there is more than one distinct good or service promised in the membership subscription, the Branch allocates the transaction price to each performance obligation based on the relative standalone selling price of each promised good or service. In performing this allocation, standalone selling prices are estimated if there is no observable evidence of the price that the Branch charges for that good or service in a standalone sale. When a performance obligation is satisfied, which is either when the customer obtains control of the good or as the service transfers to the customer, the Branch recognises revenue at the amount of the transaction price that was allocated to that performance obligation.

For membership subscriptions paid annually in advance, the Branch has elected to apply the practical expedient to not adjust the transaction price for the effects of a significant financing component because the period from when the customer pays and the good or services will transfer to the customer will be one year or less.

When a member subsequently purchases additional goods or services from the Branch at their standalone selling price, the Branch accounts for those sales as a separate contract with a customer.

**Capitation fees**

Where the Branch's arrangement with a branch or another reporting unit meets the criteria to be a contract with a customer, the Branch recognises the capitation fees promised under that arrangement when or as it transfers the services.

In circumstances where the criteria for a contract with a customer are not met, the Branch will recognise capitation fees as income upon receipt (as specified in the income recognition policy below).

**Levies**

Levies paid by a member (or other party) in an arrangement that meets the criteria to be a contract with a customer is recognised as revenue when or as the Branch transfers the services.

In circumstances where the criteria for a contract with a customer are not met, the Branch will recognise capitation fees as income upon receipt (as specified in the income recognition policy below).

**Income of the Branch as a Not-for-Profit Entity**

Consideration is received by the Branch to enable the entity to further its objectives. The Branch recognises each of these amounts of consideration as income when the consideration is received (which is when the Branch obtains control of the cash) because, based on the rights and obligations in each arrangement:

- the arrangements do not meet the criteria to be contracts with customers because either the arrangement is unenforceable or lacks sufficiently specific promises to transfer goods or services to the customer; and
- the Branch's recognition of the cash contribution does not give rise to any related liabilities.

The Branch receives cash consideration from the following arrangements whereby that consideration is recognised as income upon receipt:

- donations and voluntary contributions from members (including whip arounds); and
- government grants.

**Volunteer Services**

The Branch receives volunteer services. In those circumstances where the fair value of the volunteer services can be measured reliably, the Branch recognises the fair value of volunteer services received as income together with a corresponding expense where the economic benefits of the volunteer



**CONSTRUCTION, FORESTRY AND MARITIME EMPLOYEES UNION**  
**CONSTRUCTION & GENERAL DIVISION – WA BRANCH**  
**NOTES TO THE FINANCIAL STATEMENTS**  
**FOR THE YEAR ENDED 31 MARCH 2024**

services are consumed as the services are acquired. Where the volunteer services contribute to the development of an asset, the fair value is included in the carrying amount of that asset.

During the year, the Branch did not recognise any volunteer services as revenue because it could not reliably measure the fair value of those services.

**Interest income**

Interest revenue is recognised on an accrual basis using the effective interest method.

**Rental income**

Leases in which the Branch as a lessor, do not transfer substantially all the risks and rewards incidental to ownership of an asset are classified as operating leases. Rental income arising is accounted for on a straight-line basis over the relevant lease term. Initial direct costs incurred in negotiating and arranging an operating lease are added to the carrying amount of the leased asset and recognised over the lease term on the same basis as rental income. Contingent rents are recognised as income in the period in which they are earned.

**(h) Employee Benefits**

A liability is recognised for benefits accruing to employees in respect of wages and salaries, annual leave, long service leave and termination benefits in the circumstances set up below.

Liabilities for short-term employee benefits (as defined in AASB 119 Employee Benefits) and termination benefits which are expected to be settled within twelve months of the end of reporting period are measured at their nominal amounts.

The nominal amount is calculated with regard to the rates expected to be paid on settlement of the liability.

Other long-term employee benefits which are expected to be settled beyond twelve months are measured as the present value of the estimated future cash outflows to be made by the Branch in respect of services provided by employees up to reporting date.

Payments to defined contribution retirement benefit plans are recognised as an expense when employees have rendered service entitling them to the contributions.

Provision is made for separation and redundancy benefit payments. The Branch recognises a provision for termination as part of a broader restructuring when it has developed a detailed formal plan for the terminations and has informed those employees affected that it will carry out the terminations. A provision for voluntary termination is recognised when the employee has accepted the offer of termination.

**(i) Cash**

Cash is recognised at its nominal amount. Cash and cash equivalents include cash on hand, deposits held at call with bank, other short-term highly liquid investments with original maturity of 3 months or less that are readily convertible to known amounts of cash and subject to insignificant risk of changes in value and bank overdrafts. Bank overdrafts are shown within short-term borrowings in current liabilities on the statement of financial position.

**(j) Financial Instruments**

Financial assets and financial liabilities are recognised when the Branch becomes a party to the contractual provisions of the instrument.

**(k) Financial Assets**

**Contract Assets and Receivables**

A contract asset is recognised when the Branch's right to consideration in exchange goods or services that has transferred to the customer when that right is conditioned on the Branch's future performance or some other condition.

**CONSTRUCTION, FORESTRY AND MARITIME EMPLOYEES UNION**  
**CONSTRUCTION & GENERAL DIVISION – WA BRANCH**  
**NOTES TO THE FINANCIAL STATEMENTS**  
**FOR THE YEAR ENDED 31 MARCH 2024**

A receivable is recognised if an amount of consideration that is unconditional is due from the customer (i.e. only the passage of time is required before payment of the consideration is due).

**Initial Recognition and Measurement**

Financial assets are classified, at initial recognition, and subsequently measured at amortised cost, fair value through other comprehensive income, or fair value through profit or loss.

The classification of financial assets at initial recognition depends on the financial asset's contractual cash flow characteristics and the Branch's business model for managing them. With the exception of trade receivables that do not contain a significant financing component, the Branch initially measures a financial asset at its fair value plus, in the case of a financial asset not at fair value through profit or loss, transaction costs.

In order for a financial asset to be classified and measured at amortised cost or fair value through other comprehensive income, it needs to give rise to cash flows that are 'solely payments of principal and interest' (SPPI) on the principal amount outstanding. This assessment is referred to as the SPPI test and is performed at an instrument level.

The Branch's business model for managing financial assets refers to how it manages its financial assets in order to generate cash flows. The business model determines whether cash flows will result from collecting contractual cash flows, selling the financial assets, or both.

Purchases or sales of financial assets that require delivery of assets within a time frame established by regulation or convention in the market place (regular way trades) are recognised on the trade date, i.e. the date that the Branch commits to purchase or sell the asset.

**Subsequent Measurement**

For purposes of subsequent measurement, financial assets are classified into five categories:

- (Other) financial assets at amortised cost
- (Other) financial assets at fair value through other comprehensive income
- Investments in equity instruments designated at fair value through other comprehensive income
- (Other) financial assets at fair value through profit or loss
- (Other) financial assets designated at fair value through profit or loss.

**Financial Assets at Amortised Cost**

The Branch measures financial assets at amortised cost if both of the following conditions are met:

- The financial asset is held within a business model with the objective to hold financial assets in order to collect contractual cash flows; and
- The contractual terms of the financial asset give rise on specified dates to cash flows that are solely payments of principal and interest on the principal amount outstanding.

Financial assets at amortised cost are subsequently measured using the effective interest rate (EIR) method and are subject to impairment. Gains and losses are recognised in profit or loss when the asset is derecognised, modified or impaired.

The Branch's financial assets at amortised cost includes trade receivables and loans to related parties.

**Financial assets at fair value through profit or loss (including designated)**

Financial assets at fair value through profit or loss include financial assets held for trading, financial assets designated upon initial recognition at fair value through profit or loss, or financial assets mandatorily required to be measured at fair value. Financial assets are classified as held for trading if they are acquired for the purpose of selling or repurchasing in the near term. Derivatives, including separated embedded derivatives, are also classified as held for trading unless they are designated as effective hedging instruments. Financial assets with cash flows that are not solely payments of principal and interest are classified and measured at fair value through profit or loss, irrespective of

**CONSTRUCTION, FORESTRY AND MARITIME EMPLOYEES UNION**  
**CONSTRUCTION & GENERAL DIVISION – WA BRANCH**  
**NOTES TO THE FINANCIAL STATEMENTS**  
**FOR THE YEAR ENDED 31 MARCH 2024**

the business model. Notwithstanding the criteria for debt instruments to be classified at amortised cost or at fair value through other comprehensive income, as described above, debt instruments may be designated at fair value through profit or loss on initial recognition if doing so eliminates, or significantly reduces, an accounting mismatch.

Financial assets at fair value through profit or loss are carried in the statement of financial position at fair value with net changes in fair value recognised in profit or loss.

**Derecognition**

Financial assets are derecognised when the rights to receive cash flows from the asset have expired. For receivables and contract assets, the Branch directly reduces the gross carrying amount of a receivable or contract asset when it has no reasonable expectations of recovering the receivable or contract asset in its entirety or a portion thereof.

**Offsetting**

Financial assets and financial liabilities are offset and the net amount is reported in the statement of financial position if the Branch currently has a legally enforceable right to offset the recognised amounts and there is an intention to settle on a net basis or realise the assets and settle the liabilities simultaneously.

Financial assets and financial liabilities are recognised when the Branch becomes a party to the contractual provisions of the instrument.

**Impairment**

**Expected Credit Losses (ECLs)**

**Trade receivables and contract assets**

For trade receivables that do not have a significant financing component, the Branch applies a simplified approach in calculating ECLs. Therefore, the Branch does not track changes in credit risk, but instead recognises a loss allowance based on lifetime ECLs at each reporting date. The Branch has established a provision matrix that is based on its historical credit loss experience, adjusted for forward-looking factors specific to the debtors and the economic environment.

**(I) Financial Liabilities**

**Initial recognition and measurement**

The Branch's financial liabilities include trade and other payables, interest-bearing loans and borrowings.

The Branch's financial liabilities are classified as financial liabilities subsequently measured at amortised cost.

These financial liabilities are recognised initially at fair value and net of directly attributable transaction costs.

**Subsequent measurement**

**Financial liabilities at amortised cost**

After initial recognition, trade payables and interest-bearing loans and borrowings are subsequently measured at amortised cost using the EIR method. Gains and losses are recognised in profit or loss when the liabilities are derecognised as well as through the EIR amortisation process.

Amortised cost is calculated by taking into account any discount or premium on acquisition and fees or costs that are an integral part of the EIR. The EIR amortisation is included as finance costs in profit or loss.

**Derecognition**

A financial liability is derecognised when the obligation under the liability is discharged or cancelled or expires. When an existing financial liability is replaced by another from the same lender on substantially different terms, or the terms of an existing liability are substantially modified, such an

**CONSTRUCTION, FORESTRY AND MARITIME EMPLOYEES UNION  
CONSTRUCTION & GENERAL DIVISION – WA BRANCH  
NOTES TO THE FINANCIAL STATEMENTS  
FOR THE YEAR ENDED 31 MARCH 2024**

exchange or modification is treated as the derecognition of the original liability and the recognition of a new liability. The difference in the respective carrying amounts is recognised in profit or loss.

**(m) Contingent Liabilities and Contingent Assets**

Contingent liabilities and contingent assets are not recognised in the statement of financial position but are reported in the relevant notes. They may arise from uncertainty as to the existence of a liability or asset or represent an existing liability or asset in respect of which the amount cannot be reliably measured. Contingent assets are disclosed when settlement is probable but not virtually certain, and contingent liabilities are disclosed when settlement is greater than remote.

**(n) Land, Buildings, Plant and Equipment**

**Asset recognition threshold**

Purchases of land, buildings, plant and equipment are recognised initially at cost in the statement of financial position. The initial cost of an asset includes an estimate of the cost of dismantling and removing the item and restoring the site on which it is located.

**Land and Buildings**

Following initial recognition at cost, land and buildings are carried at fair value less subsequent accumulated depreciation and accumulated impairment losses. Revaluations are performed with sufficient frequency such that the carrying amount of assets do not differ materially from those that would be determined using fair values as at the reporting date.

Revaluation adjustments are made on a class basis. Any revaluation increment is credited to equity under the heading of asset revaluation reserve except to the extent that it reversed a previous revaluation decrement of the same asset class that was previously recognised in the surplus/deficit. Revaluation decrements for a class of assets are recognised directly in the profit or loss except to the extent that they reverse a previous revaluation increment for that class. Any accumulated depreciation as at the revaluation date is eliminated against the gross carrying amount of the asset and the asset is restated to the revalued amount.

**Depreciation**

Depreciable property, plant and equipment assets are written-off to their estimated residual values over their estimated useful life using, in all cases, the straight-line method of depreciation. Depreciation rates (useful lives), residual values and methods are reviewed at each reporting date and necessary adjustments are recognised in the current, or current and future reporting periods, as appropriate.

Depreciation rates applying to each class of depreciable asset are based on the following useful lives:

|                      |               |
|----------------------|---------------|
| Land & Buildings     | 2%pa          |
| Furniture & Fittings | 7.5 - 37.5%pa |
| Motor Vehicles       | 22.5%pa       |

**Derecognition**

An item of land, buildings, plant and equipment is derecognised upon disposal or when no future economic benefits are expected from its use or disposal. Any gain or loss arising on the disposal or retirement of an item of property, plant and equipment is determined as the difference between the sales proceeds and the carrying amount of the asset and is recognised in the profit or loss.

**(o) Investment Property**

Investment properties are properties held to earn rentals and/or for capital appreciation. Investment properties are measured initially at cost, including transaction costs. Subsequent to initial recognition, investment properties are measured at fair value. Gains and losses arising from changes in the fair value of investment properties are included in profit or loss in the period in which they arise.



**CONSTRUCTION, FORESTRY AND MARITIME EMPLOYEES UNION  
CONSTRUCTION & GENERAL DIVISION – WA BRANCH  
NOTES TO THE FINANCIAL STATEMENTS  
FOR THE YEAR ENDED 31 MARCH 2024**

An investment property is derecognised upon disposal or when the investment property is permanently withdrawn from use and no future economic benefits are expected from the disposal. Any gain or loss arising on derecognition of the property (calculated as the difference between the net disposal proceeds and the carrying amount of the asset) is included in profit or loss in the period in which the property is derecognised.

**(p) Intangibles**

Intangible assets with finite lives that are acquired separately are carried at cost less accumulated amortisation and accumulated impairment losses. Amortisation is recognised on a straight-line basis over their estimated useful life. The estimated useful lives and amortisation method are reviewed at the end of each reporting period, with the effect of any changes in estimate being accounted for on a prospective basis. The useful life of the Branch's intangible assets is:

Amortisation rates applying to each class of intangible asset are based on the following useful lives:

|                |       |
|----------------|-------|
| AS400 Software | 10%pa |
|----------------|-------|

Intangible assets with indefinite useful lives that are acquired separately are carried at cost less accumulated impairment losses.

Intangible assets that have an indefinite useful life are not subject to amortisation and are tested annually for impairment, or more frequently if events or changes in circumstances indicate that they might be impaired.

**Software-as-a-Service (SaaS) Arrangements**

SaaS arrangements are software product offerings in which the Branch does not control the underlying software used in the arrangement. Where costs incurred to configure or customise a SaaS arrangement result in the creation of a resource which is identifiable, and where the Branch has the power to obtain the future economic benefits flowing from the underlying resource and to restrict the access of others to those benefits, such costs are recognised as a separate intangible software asset and amortised over the useful life of the software on a straight-line basis. The amortisation period is reviewed at least at the end of each reporting period and any changes are treated as changes in accounting estimates.

Where costs incurred to configure or customise do not result in the recognition of an intangible software asset, the Branch recognises those costs as an expense when the supplier provides the services. However, the Branch recognises those costs as a prepayment if, and to the extent that, the supplier performing the configuration and customisation activities is the vendor of the SaaS product (or an agent of the vendor) and those activities do not represent a distinct service in addition to the SaaS access. This is because, in that circumstance, the Branch cannot separately benefit from the configuration and customisation activities and instead those activities are set up activities performed by the SaaS vendor so that it can provide the SaaS access to the Branch.

In the process of applying the Branch's accounting policy on configuration and customisation of costs incurred in implementing SaaS arrangements, management has made the following judgements:

- Determining whether cloud computing arrangements contain a software licence intangible asset
  - The Branch evaluates cloud computing arrangements to determine if it provides a resource that the Branch can control. The Branch determines that a software licence intangible asset exists in a cloud computing arrangement when both of the following are met at the inception of the arrangement:
    - The Branch has the contractual right to take possession of the software during the hosting period without significant penalty.
    - It is feasible for the Branch to run the software on its own hardware or contract with another party unrelated to the supplier to host the software.



**CONSTRUCTION, FORESTRY AND MARITIME EMPLOYEES UNION**  
**CONSTRUCTION & GENERAL DIVISION – WA BRANCH**  
**NOTES TO THE FINANCIAL STATEMENTS**  
**FOR THE YEAR ENDED 31 MARCH 2024**

- Capitalisation of configuration and customisation costs in SaaS arrangements
  - Where the Branch incurs costs to configure or customise SaaS arrangements and such costs are considered to enhance on-premise software that belongs to the Branch or to provide code that can be used by the Branch in other arrangements, the Branch applies judgement to assess whether such costs result in the creation of an intangible asset that meets the definition and recognition criteria in AASB 138 Intangible Assets.

For the year ended 30 June 2024, \$616,311 (2023: \$nil) of costs incurred in implementing SaaS arrangements were recognised as intangible assets.

**Derecognition**

An intangible asset is derecognised on disposal, or when no future economic benefits are expected from use or disposal. Gains or losses arising from derecognition of an intangible asset, measured as the difference between the net disposal proceeds and the carrying amount of the asset are recognised in profit or loss when the asset is derecognised.

**(q) Impairment of Non-Financial Assets**

All assets are assessed for impairment at the end of each reporting period to the extent that there is an impairment trigger. Where indications of impairment exist, the asset's recoverable amount is estimated, and an impairment adjustment made if the asset's recoverable amount is less than the carrying amount.

The recoverable amount of an asset is the higher of its fair value less costs of disposal and its value in use. Value in use is the present value of the future cash flows expected to be derived from the asset. Where the future economic benefit of an asset is not primarily dependent on the asset's ability to generate future cash flows, and the asset would be replaced if the Branch were deprived of the asset, its recoverable amount is its fair value.

In other cases, for the purposes of determining recoverable amount, assets are grouped at the lowest levels for which there are separately identifiable cash flows which are largely independent of the cash inflows from other assets or groups of assets (cash generating units). Non-financial assets that suffered impairment are reviewed for possible reversal of the impairment at each reporting date.

**(r) Taxation**

The Branch is exempt from income tax under section 50.1 of the Income Tax Assessment Act 1997 however still has an obligation for Fringe Benefits Tax (FBT) and the Goods and Services Tax (GST). Revenues, expenses and assets are recognised net of GST except:

- where the amount of GST incurred is not recoverable from the Australian Taxation Office (ATO); and
- for receivables and payables.

The net amount of GST recoverable from, or payable to, the taxation authority is included as part of receivables or payables.

Cash flows are included in the statement of cash flows on a gross basis. The GST component of cash flows arising from investing and financing activities which is recoverable from, or payable to, the ATO is classified within operating cash flows.

**(s) Fair Value Measurement**

The Branch measures non-financial assets such as land and buildings and investment properties, at fair value at each balance sheet date.

**CONSTRUCTION, FORESTRY AND MARITIME EMPLOYEES UNION  
CONSTRUCTION & GENERAL DIVISION – WA BRANCH  
NOTES TO THE FINANCIAL STATEMENTS  
FOR THE YEAR ENDED 31 MARCH 2024**

Fair value is the price that would be received to sell an asset or paid to transfer a liability in an orderly transaction between market participants at the measurement date. The fair value measurement is based on the presumption that the transaction to sell the asset or transfer the liability takes place either:

- in the principal market for the asset or liability; or
- in the absence of a principal market, in the most advantageous market for the asset or liability.

The principal or the most advantageous market must be accessible by the Branch. The fair value of an asset or a liability is measured using the assumptions that market participants would use when pricing the asset or liability, assuming that market participants act in their economic best interest.

All assets and liabilities for which fair value is measured or disclosed in the financial statements are categorised within the fair value hierarchy, described as follows, based on the lowest level input that is significant to the fair value measurement as a whole:

- Level 1 - Quoted market prices in active markets for identical assets or liabilities
- Level 2 - Valuation techniques for which the lowest level input that is significant to the fair value measurement is directly or indirectly observable
- Level 3 - Valuation techniques for which the lowest level input that is significant to the fair value measurement is unobservable.

For assets and liabilities that are recognised in the financial statements on a recurring basis, the Branch determines whether transfers have occurred between levels in the hierarchy by re-assessing categorisation (based on the lowest level input that is significant to the fair value measurement as a whole) at the end of each reporting period.

External valuers are involved for valuation of significant assets, such as land and buildings and investment properties.

**(t) Registration Status**

The Construction, Forestry and Maritime Employees Union Construction & General Division – WA Branch is a federally registered divisional branch of the Construction, Forestry and Maritime Employees Union.

**2. Events After the Reporting Period**

There has not been any matter or circumstance occurring subsequent to the end of the financial year that has significantly affected, or may significantly affect, the operations of the Branch, the results of those operations, or the state of affairs of the Branch in subsequent financial periods.

**3. Revenue and Income**

**Disaggregation of Revenue from Contracts with Customers**

A disaggregation of the Branch's revenue by type of arrangements is provided on the face of the Statement of Comprehensive Income. The table below also sets out a disaggregation of revenue by type of customer:

|  | <b>2024</b>      | <b>2023</b>      |
|--|------------------|------------------|
|  | \$               | \$               |
| <b>Type of customer</b>                            |                  |                  |
| Members  | 5,836,869        | 5,365,211        |
| Employers  | 271,885          | 334,047          |
| <b>Total revenue from contracts with customers</b> | <b>6,108,754</b> | <b>5,474,050</b> |

**CONSTRUCTION, FORESTRY AND MARITIME EMPLOYEES UNION  
CONSTRUCTION & GENERAL DIVISION – WA BRANCH  
NOTES TO THE FINANCIAL STATEMENTS  
FOR THE YEAR ENDED 31 MARCH 2024**

|  |                |                |
|--|----------------|----------------|
| <b>3A. Capitation Fees and Other Revenue from Another Reporting Unit</b>   | <b>2024</b>    | <b>2023</b>    |
|  | <b>\$</b>      | <b>\$</b>      |
| Nil  | -              | -              |
| <b>Total capitation fees and other revenue from another reporting unit</b> | <u>-</u>       | <u>-</u>       |
| <br>   |                |                |
| <b>3B. Levies</b>  | <b>2024</b>    | <b>2023</b>    |
|  | <b>\$</b>      | <b>\$</b>      |
| Training Levy  | 271,885        | 334,047        |
| <b>Total levies</b>  | <u>271,885</u> | <u>334,047</u> |
| <br>   |                |                |
| <b>3C. Grants and/or Donations</b>   | <b>2024</b>    | <b>2023</b>    |
|  | <b>\$</b>      | <b>\$</b>      |
| Nil  | -              | -              |
| <b>Total grants and donations</b>  | <u>-</u>       | <u>-</u>       |
| <br>   |                |                |
| <b>3D. Revenue from Recovery of Wages Activity</b>                         | <b>2024</b>    | <b>2023</b>    |
|  | <b>\$</b>      | <b>\$</b>      |
| Nil  | -              | -              |
| <b>Total revenue from recovery of wages activity</b>                       | <u>-</u>       | <u>-</u>       |
| <br>   |                |                |
| <b>3E. Other Income</b>  | <b>2024</b>    | <b>2023</b>    |
|  | <b>\$</b>      | <b>\$</b>      |
| Other receipts – sundry income   | 183,363        | 95,322         |
| Merchandise sales  | 15,478         | 68,349         |
| Fighting fund  | 19,130         | -              |
| Legal fees and penalties recovered   | 60,000         | -              |
| Workers compensation   | -              | 22,000         |
| Sponsorship income   | 55,637         | 79,827         |
| Travel Reimbursement   | -              | 1,475          |
| Interest income  | 30,044         | 8,734          |
| Revaluation of investment property   | 195,000        | -              |
| Revaluation of managed investments   | 130,808        | 21,696         |
| Reversal of provision for legal settlement                                 | 75,000         | 175,000        |
| <b>Total other income</b>  | <u>764,460</u> | <u>472,403</u> |

**CONSTRUCTION, FORESTRY AND MARITIME EMPLOYEES UNION  
CONSTRUCTION & GENERAL DIVISION – WA BRANCH  
NOTES TO THE FINANCIAL STATEMENTS  
FOR THE YEAR ENDED 31 MARCH 2024**

**4. Expenses**

**4A. Employee Expenses**

|   | <b>2024</b>      | <b>2023</b>      |
|---|------------------|------------------|
|   | \$               | \$               |
| <b>Office Holders:</b>                      |                  |                  |
| Wages and salaries                          | 632,075          | 696,691          |
| Superannuation                              | 76,136           | 83,083           |
| Leave and other entitlements                | 86,522           | 72,896           |
| Separation and redundancies                 | 9,048            | 31,816           |
|   | <b>803,781</b>   | <b>884,486</b>   |
| <b>Employees other than office holders:</b> |                  |                  |
| Wages and salaries                          | 1,799,648        | 1,531,564        |
| Superannuation                              | 237,214          | 211,449          |
| Leave and other entitlements                | 294,384          | 224,012          |
| Separation and redundancies                 | 51,717           | 59,781           |
|   | <b>2,382,963</b> | <b>2,026,806</b> |
|   | <b>3,186,744</b> | <b>2,911,292</b> |

Office holders comprise key management personnel having authority and responsibility for planning, directing and controlling the activities of the Branch, and include members of the Committee of Management and Executive.

**4B. Capitation Fees and Other Expenses to Another Reporting Unit**

|  | <b>2024</b>    | <b>2023</b>    |
|--|----------------|----------------|
|  | \$             | \$             |
| <b>Capitation fees</b>                         |                |                |
| CFMEU Construction & General National Office   | 484,090        | 423,925        |
|  | <b>484,090</b> | <b>423,925</b> |
| <b>Other expense to another reporting unit</b> |                |                |
| Nil  | -              | -              |
|  | <b>484,090</b> | <b>423,925</b> |

**4C. Affiliation Fees**

|                        | <b>2024</b>   | <b>2023</b>    |
|------------------------|---------------|----------------|
|                        | \$            | \$             |
| Unions WA              | 46,773        | 47,338         |
| Australian Labor Party | 51,687        | 51,145         |
| BWI                    | -             | 8,797          |
| Westlaw                | -             | 4,319          |
|                        | <b>98,460</b> | <b>111,599</b> |

**CONSTRUCTION, FORESTRY AND MARITIME EMPLOYEES UNION  
CONSTRUCTION & GENERAL DIVISION – WA BRANCH  
NOTES TO THE FINANCIAL STATEMENTS  
FOR THE YEAR ENDED 31 MARCH 2024**

**4D. Administration Expenses**

|  | <b>2024</b>    | <b>2023</b>    |
|--|----------------|----------------|
|  | <b>\$</b>      | <b>\$</b>      |
| Total paid to employers for payroll deductions of membership subscriptions | -              | -              |
| Compulsory levies  | -              | -              |
| Fees/allowances – meeting and conferences                                  | -              | -              |
| Conference and meeting expenses  | 48,787         | 29,088         |
| Contractors/consultants  | 3,943          | 18,746         |
| Property expenses  | 99,869         | 65,661         |
| Office expenses  | 198,770        | 173,031        |
| Information communications technology                                      | 41,931         | 39,661         |
| Insurance  | 93,681         | 95,100         |
| Advertising  | 140,549        | 24,270         |
| Election expenses  | 17,217         | 36,195         |
| Campaign costs   | 58,660         | 75,286         |
| Other  | 72,397         | 53,068         |
| <b>Total administration expenses</b>                                       | <b>775,804</b> | <b>610,106</b> |

**4E. Grants or Donations**

|  | <b>2024</b>    | <b>2023</b>    |
|--|----------------|----------------|
|  | <b>\$</b>      | <b>\$</b>      |
| <b>Grants:</b>                           |                |                |
| Total expensed that were \$1,000 or less | -              | -              |
| Total expensed that exceeded \$1,000     | 150,000        | 200,000        |
| <b>Donations:</b>                        |                |                |
| Total expensed that were \$1,000 or less | 2,250          | 2,659          |
| Total expensed that exceeded \$1,000     | 19,975         | 14,136         |
| <b>Total grants or donations</b>         | <b>172,225</b> | <b>216,795</b> |

**4F. Legal Costs**

|                          | <b>2024</b>    | <b>2023</b>    |
|--------------------------|----------------|----------------|
|                          | <b>\$</b>      | <b>\$</b>      |
| Litigation               | 285,338        | 137,623        |
| Other legal costs        | -              | -              |
| <b>Total legal costs</b> | <b>285,338</b> | <b>137,623</b> |

**CONSTRUCTION, FORESTRY AND MARITIME EMPLOYEES UNION  
CONSTRUCTION & GENERAL DIVISION – WA BRANCH  
NOTES TO THE FINANCIAL STATEMENTS  
FOR THE YEAR ENDED 31 MARCH 2024**

**4G. Other Expenses**

|   | <b>2024</b>    | <b>2023</b>    |
|---|----------------|----------------|
|   | <b>\$</b>      | <b>\$</b>      |
| Penalties – via RO Act or the <i>Fair Work Act 2009</i> | -              | -              |
| Fringe Benefits Tax                                     | 62,399         | 29,790         |
| Charity fund expenses                                   | 1,884          | 19,043         |
| Member benefits   | 23,410         | 20,310         |
| CSTC Training Top Up                                    | 122,458        | 61,766         |
| Merchandise purchases                                   | 73,918         | (4,219)        |
| Marketing   | -              | 305            |
| Motor vehicle expenses & service charges                | 125,544        | 113,890        |
| Payroll tax   | 137,449        | 155,434        |
| Parking   | 14,820         | 30,703         |
| Sponsorship   | 13,032         | 38,519         |
| Travel and accommodation                                | 111,437        | 101,519        |
| <b>Total other expenses</b>                             | <b>686,351</b> | <b>567,060</b> |

**5. Cash and Cash Equivalents**

|  | <b>2024</b>      | <b>2023</b>      |
|--|------------------|------------------|
|  | <b>\$</b>        | <b>\$</b>        |
| Cash at bank                           | 4,781,616        | 4,688,215        |
| Cash on hand                           | 901              | 901              |
| <b>Total cash and cash equivalents</b> | <b>4,782,517</b> | <b>4,689,116</b> |

**6. Trade and Other Receivables**

|   | <b>2024</b>   | <b>2023</b>   |
|---|---------------|---------------|
|   | <b>\$</b>     | <b>\$</b>     |
| <b>Receivables from other reporting unit(s)</b>       |               |               |
| Nil   | -             | -             |
| <b>Total receivables from other reporting unit(s)</b> | -             | -             |
| <b>Less allowance for expected credit losses</b>      |               |               |
| Nil   | -             | -             |
| <b>Total allowance for expected credit losses</b>     | -             | -             |
| <b>Receivable from other reporting unit(s) (net)</b>  | -             | -             |
| <b>Other receivables:</b>                             |               |               |
| GST receivables                                       | -             | -             |
| Other   | 83,918        | 64,077        |
| <b>Total other receivables</b>                        | <b>83,918</b> | <b>64,077</b> |
| <b>Total trade and other receivables (net)</b>        | <b>83,918</b> | <b>64,077</b> |



**CONSTRUCTION, FORESTRY AND MARITIME EMPLOYEES UNION  
CONSTRUCTION & GENERAL DIVISION – WA BRANCH  
NOTES TO THE FINANCIAL STATEMENTS  
FOR THE YEAR ENDED 31 MARCH 2024**

**7. Other Financial Assets**

|  | <b>2024</b>      | <b>2023</b>      |
|--|------------------|------------------|
|  | <b>\$</b>        | <b>\$</b>        |
| <b>Financial assets at amortised cost</b>                    |                  |                  |
| Term deposits  | 1,000,000        | 1,000,000        |
| <b>Financial assets at fair value through profit or loss</b> |                  |                  |
| Cash in financial institutions                               | 192,644          | 519,644          |
| Shares in listed companies/trusts                            | 1,047,921        | 548,596          |
| <b>Total other financial assets</b>                          | <b>2,240,565</b> | <b>2,068,240</b> |

Managed investments are recorded at fair value, which reflects market value, as at the reporting date.

**8. Investment Property**

|  | <b>2024</b>    | <b>2023</b>    |
|--|----------------|----------------|
|  | <b>\$</b>      | <b>\$</b>      |
| <b>Non-current assets – at fair value</b>  |                |                |
| 27 McKenzie Way, Karratha                  | 675,000        | 480,000        |
| <b>Total investment property</b>           | <b>675,000</b> | <b>480,000</b> |
|  | <b>2024</b>    | <b>2023</b>    |
|  | <b>\$</b>      | <b>\$</b>      |
| Carrying balance at 1 April                | 480,000        | 990,000        |
| Disposals                                  | -              | (510,000)      |
| Net gain/(loss) from fair value adjustment | 195,000        | -              |
| <b>Total investment property</b>           | <b>675,000</b> | <b>480,000</b> |

*Valuation Basis*

The basis of valuation of investment property is fair value. Fair values are based on market values, being the price that would be received to sell an asset in an orderly transaction between market participants at the reporting date. The value adopted as at 31 March 2024 was based on an assessment by the Committee of Management and Executive of the property market value. The methodology used for the assessment of the property value incorporated a property appraisal performed as at 31 March 2024, as well as consideration of other current relevant factors and market conditions.

**CONSTRUCTION, FORESTRY AND MARITIME EMPLOYEES UNION**  
**CONSTRUCTION & GENERAL DIVISION – WA BRANCH**  
**NOTES TO THE FINANCIAL STATEMENTS**  
**FOR THE YEAR ENDED 31 MARCH 2024**

**9. Property, Plant and Equipment**

|  | <b>2024</b>    | <b>2023</b>    |
|--|----------------|----------------|
|  | \$             | \$             |
| <b>Plant &amp; Equipment</b>                 |                |                |
| Carrying value                               | 23,741         | -              |
| Accumulated depreciation                     | (2,374)        | -              |
| <b>Total plant &amp; equipment</b>           | <b>21,367</b>  | -              |
| <b>Furniture &amp; Fittings</b>              |                |                |
| Carrying value                               | -              | -              |
| Accumulated depreciation                     | -              | -              |
| <b>Total furniture &amp; fittings</b>        | -              | -              |
| <b>Motor Vehicles</b>                        |                |                |
| Carrying value                               | 497,265        | 409,293        |
| Accumulated depreciation                     | (215,813)      | (247,182)      |
| <b>Total motor vehicles</b>                  | <b>281,452</b> | <b>162,111</b> |
| <b>Total property, plant &amp; equipment</b> | <b>302,819</b> | <b>162,111</b> |

**Movement in carrying amounts**

Movements in carrying amounts for each class of property, plant & equipment between the beginning and the end of the current financial year (for those classes that moved):

|                                    | <b>Plant &amp; Equipment</b> | <b>Furniture &amp; Fittings</b> | <b>Motor vehicles</b> | <b>Total</b>   |
|------------------------------------|------------------------------|---------------------------------|-----------------------|----------------|
|                                    | \$                           | \$                              | \$                    | \$             |
| <b>2024</b>                        |                              |                                 |                       |                |
| Balance at the beginning of year   | -                            | -                               | 162,111               | 162,111        |
| Additions                          | 23,741                       | -                               | 186,280               | 210,021        |
| Disposals                          | -                            | -                               | (28,421)              | (28,421)       |
| Depreciation expense               | (2,374)                      | -                               | (38,518)              | (40,892)       |
| Carrying amount at the end of year | <b>21,367</b>                | -                               | <b>281,452</b>        | <b>302,819</b> |
| <b>2023</b>                        |                              |                                 |                       |                |
| Balance at the beginning of year   | -                            | 13,678                          | 209,176               | 222,854        |
| Additions                          | -                            | 4,264                           | -                     | 4,264          |
| Disposals                          | -                            | (13,693)                        | -                     | (13,693)       |
| Depreciation expense               | -                            | (4,249)                         | (47,065)              | (51,314)       |
| Carrying amount at the end of year | -                            | -                               | <b>162,111</b>        | <b>162,111</b> |



**CONSTRUCTION, FORESTRY AND MARITIME EMPLOYEES UNION  
CONSTRUCTION & GENERAL DIVISION – WA BRANCH  
NOTES TO THE FINANCIAL STATEMENTS  
FOR THE YEAR ENDED 31 MARCH 2024**

**10. Intangibles**

|                                   | <b>2024</b>    | <b>2023</b> |
|-----------------------------------|----------------|-------------|
|                                   | \$             | \$          |
| <b>Computer Software at Cost:</b> |                |             |
| Internally developed              | 616,311        | -           |
| Accumulated depreciation          | -              | -           |
| <b>Total computer software</b>    | <b>616,311</b> | -           |
| <br>                              |                |             |
| <b>Total intangibles</b>          | <b>616,311</b> | -           |
|                                   |                |             |
|                                   | \$             | \$          |
| Carrying balance at 1 April       | -              | -           |
| Acquisitions                      | 616,311        | -           |
| <b>Total intangibles</b>          | <b>616,311</b> | -           |

The National Office of the Construction & General Division of the Construction, Forestry and Maritime Employees Union is facilitating the AS400 Modernisation Project on the instruction from the Divisional Branches of the Union. The cost of the AS400 Modernisation Project is estimated to be \$23,499,954 over a 5-year period. The Divisional Branches, including the WA Branch, of the Union will contribute towards the project on a pro-rata basis and have signed an internal agreement to this effect.

**11. Trade Payables**

|  | <b>2024</b>    | <b>2023</b>    |
|--|----------------|----------------|
|  | \$             | \$             |
| Trade creditors and accruals                     | 117,283        | 108,697        |
| <b>Total trade payables</b>                      | <b>117,283</b> | <b>108,697</b> |
| <br>   |                |                |
| <b>Payables to other reporting unit(s)</b>       |                |                |
| CFMEU Construction & General National Office     | 19,550         | 34,345         |
| Construction Skills Training Centre              | 150,000        | -              |
| <b>Total payables to other reporting unit(s)</b> | <b>169,550</b> | <b>34,345</b>  |
| <br>   |                |                |
| <b>Total trade payables</b>                      | <b>286,833</b> | <b>143,042</b> |

**12. Other Payables**

|                             | <b>2024</b>      | <b>2023</b>      |
|-----------------------------|------------------|------------------|
|                             | \$               | \$               |
| GST payable                 | 107,400          | 131,997          |
| Sundry creditors            | 16,205           | 12,586           |
| Superannuation payable      | 23,634           | -                |
| Recoverable wages payable   | 63,554           | 63,554           |
| Income received in advance  | 2,275,780        | 2,410,836        |
| <b>Total other payables</b> | <b>2,486,573</b> | <b>2,618,973</b> |

**CONSTRUCTION, FORESTRY AND MARITIME EMPLOYEES UNION  
CONSTRUCTION & GENERAL DIVISION – WA BRANCH  
NOTES TO THE FINANCIAL STATEMENTS  
FOR THE YEAR ENDED 31 MARCH 2024**

**13. Employee Provisions**

|   | <b>2024</b>    | <b>2023</b>    |
|---|----------------|----------------|
|   | \$             | \$             |
| <b>Office Holders:</b>                          |                |                |
| Annual leave                                    | 162,553        | 177,671        |
| Long service leave                              | 266,252        | 213,491        |
| Separation and redundancies                     | -              | -              |
| Other   | 33,650         | 33,650         |
|   | <b>462,455</b> | <b>424,812</b> |
| <br><b>Employees other than office holders:</b> |                |                |
| Annual leave                                    | 193,898        | 218,579        |
| Long service leave                              | 273,896        | 248,714        |
| Separation and redundancies                     | -              | -              |
| Other   | 25,447         | 25,447         |
|   | <b>493,241</b> | <b>492,740</b> |
| <br><b>Total employee provisions</b>            | <b>955,696</b> | <b>917,552</b> |
| <br>Current                                     | 811,053        | 819,342        |
| Non-current                                     | 144,643        | 98,210         |
| <b>Total employee provisions</b>                | <b>955,696</b> | <b>917,552</b> |

**14. Cashflow**

Reconciliation of Cashflow from Operations with Operating Surplus is as follows:

|   | <b>2024</b>      | <b>2023</b>      |
|---|------------------|------------------|
|   | \$               | \$               |
| <b>Operating Surplus/(Deficit)</b>            | <b>1,263,051</b> | <b>1,227,032</b> |
| <br><b>Adjustments for non-cash items</b>     |                  |                  |
| Depreciation                                  | 40,892           | 51,314           |
| Revaluation of Managed Investments            | (130,808)        | (21,696)         |
| (Profit)/Loss on sale of assets               | (31,579)         | (102,540)        |
| Reversal of provision for legal settlement    | (75,000)         | (175,000)        |
| Revaluation of investment property            | (195,000)        | -                |
| <br><b>Changes in Assets and Liabilities:</b> |                  |                  |
| (Increase)/decrease in receivables            | (19,841)         | 55,436           |
| Increase/(decrease) in payables               | 11,391           | 250,588          |
| Increase/(decrease) in provisions             | 38,144           | (184,783)        |
| <b>Cash Flows from/(to) Operations</b>        | <b>901,250</b>   | <b>1,100,351</b> |

**CONSTRUCTION, FORESTRY AND MARITIME EMPLOYEES UNION  
CONSTRUCTION & GENERAL DIVISION – WA BRANCH  
NOTES TO THE FINANCIAL STATEMENTS  
FOR THE YEAR ENDED 31 MARCH 2024**

**15. Contingent Liabilities**

Given the principal activities of the Branch, the Branch is routinely subject to legal actions against it regarding industrial relations matters in serving its membership. As at the date of this report, there are no such matters in place which would require disclosure as a contingent liability.

**16. Capital Expenditure Commitments**

There are no capital expenditure commitments for the 12 months ended 31 March 2024.

**17. Related Party Disclosures**

**Related Party Transactions for the Reporting Period**

The following table provides the total amount of transactions that have been entered into with related parties for the relevant year.

|  | <b>2024</b> | <b>2023</b> |
|--|-------------|-------------|
|  | <b>\$</b>   | <b>\$</b>   |
| Cash flows (to)/from CFMEU Construction & General National Office during the year      | (1,347,806) | (499,020)   |
| Cash flows (to)/from CFMEU Construction & General Victoria during the year             | (48,057)    | -           |
| Cash flows (to)/from Construction Forestry Mining and Energy Union of Workers (CFMEUW) | -           | (23,403)    |
| Cash flows (to)/from Construction Skills Training Centre (CSTC)                        | (123,954)   | (273,903)   |
| Amounts payable to CFMEU Construction & General National Office (GST Inc)              | 19,550      | 34,345      |
| Amounts payable to Construction Skills Training Centre (CSTC)                          | 150,000     | -           |

**CONSTRUCTION, FORESTRY AND MARITIME EMPLOYEES UNION**  
**CONSTRUCTION & GENERAL DIVISION – WA BRANCH**  
**NOTES TO THE FINANCIAL STATEMENTS**  
**FOR THE YEAR ENDED 31 MARCH 2024**

**Key Management Personnel Remuneration for the Reporting Period**

Key Management Personnel comprise the members of the Committee of Management and Executive as set out on page 4 (the Operating Report).

|   | <b>2024</b>      | <b>2023</b>      |
|---|------------------|------------------|
|   | <b>\$</b>        | <b>\$</b>        |
| <b>Short term employee benefits</b>         |                  |                  |
| Salary (incl leave taken)                   | 877,048          | 944,481          |
| Annual Leave accrued                        | 104,048          | 106,007          |
| Performance bonus                           | -                | -                |
| Total short-term employee benefits          | <u>981,096</u>   | <u>1,050,488</u> |
| <b>Post-employment benefits</b>             |                  |                  |
| Superannuation                              | 106,934          | 113,765          |
| Total post-employment benefits              | <u>106,934</u>   | <u>113,765</u>   |
| <b>Other Long-Term Benefits</b>             |                  |                  |
| Net Long Service Leave accrued              | 23,024           | 23,456           |
| Net Retirement Benefit accrued              | -                | -                |
| Termination benefits                        | -                | -                |
| Total other long-term benefits              | <u>23,024</u>    | <u>23,456</u>    |
| Total Key Management Personnel Remuneration | <u>1,111,054</u> | <u>1,187,709</u> |

**18. Remuneration of Auditors**

|                                       | <b>2024</b>   | <b>2023</b>   |
|---------------------------------------|---------------|---------------|
|                                       | <b>\$</b>     | <b>\$</b>     |
| Audit of the financial statements     | 32,200        | 29,000        |
| Other services                        | 5,000         | 5,000         |
| <b>Total remuneration of auditors</b> | <u>37,200</u> | <u>34,000</u> |

**19. Financial Instruments**

**Financial Risk Management Policy**

The Committee of Management and Executive monitors the Branch's financial risk management policies and exposure and approves financial transactions within the scope of these policies.

The Committee of Management and Executive's overall risk management strategy seeks to assist the Branch in meeting its financial targets, while minimising potential adverse effects on financial performance. Its functions include the review of the use of credit risk policies and future cash flow requirements.

**Specific Financial Risk Exposures and Management**

The main risks the Branch is exposed to through its financial instruments are credit risk, liquidity risk, and market risk consisting predominantly of interest rate risk. There have been no substantive changes in the types of risks the Branch is exposed to, how these risks arise, or the Committee of Management and Executive's objectives, policies and processes for managing or measuring the risks from the previous period.

The Branch has financial instruments that are cash or cash equivalents, trade receivables, trade and some other payables that are carried at amortised cost.

**CONSTRUCTION, FORESTRY AND MARITIME EMPLOYEES UNION  
CONSTRUCTION & GENERAL DIVISION – WA BRANCH  
NOTES TO THE FINANCIAL STATEMENTS  
FOR THE YEAR ENDED 31 MARCH 2024**

**Categories of Financial Instruments**

**Financial Assets**

|                             | <b>2024</b>      | <b>2023</b>      |
|-----------------------------|------------------|------------------|
|                             | \$               | \$               |
| At Amortised Cost:          |                  |                  |
| Cash and cash equivalents   | 4,782,517        | 4,688,215        |
| Trade and other receivables | 83,918           | 64,077           |
| Financial assets            | 1,000,000        | 1,000,000        |
| <b>Total</b>                | <b>5,866,435</b> | <b>5,752,292</b> |

**Financial Liabilities**

|                          | <b>2024</b>      | <b>2023</b>      |
|--------------------------|------------------|------------------|
|                          | \$               | \$               |
| At Amortised Cost:       |                  |                  |
| Trade and other payables | 2,773,406        | 2,762,015        |
| <b>Total</b>             | <b>2,773,406</b> | <b>2,762,015</b> |

**Credit Risk**

Credit risk is the risk that a counterparty will not meet its obligations under a financial instrument or customer contract, leading to financial loss. The Branch is exposed to credit risk from its operating activities (primarily trade receivables) and from its financing activities, including deposits held with banks.

For trade receivables and contract assets, customer credit risk is managed in accordance with the Branch's established policy, procedures and control relating to customer credit risk management. An impairment analysis is performed at each reporting date using a provision matrix to measure expected credit losses. The provision rates are based on days past due for groupings of various customer segments with similar loss patterns. Generally, trade receivables are written-off if past due for more than one year and are not subject to enforcement activity. The Branch does not hold collateral as security. The Branch evaluates the concentration of risk with respect to trade receivables and contract assets as low.

**Liquidity Risk**

Liquidity risk is the risk that an entity will encounter difficulty in meeting obligations associated with financial liabilities that are settled by delivering cash or another financial asset.

All financial assets and liabilities mature within a period of less than 12 months.

**Market Risk**

The only material market risk, other than interest rate risk discussed below, we are exposed to is the risk that the fair value or future cash flows of our managed investments will fluctuate because of changes in market prices. We manage these risks by having a diversified portfolio of tradeable equities, managed funds and cash, managed by an independent funds manager. The investment value and returns are regularly reported to and monitored by the Committee of Management and Executive who makes changes as required.

If market prices of our tradeable securities were 10% higher or lower the impact on our operating surplus would be to increase/decrease the surplus by approximately \$104,000 (as a substantial proportion of the managed investments are currently held in cash). A sensitivity of 10% has been selected as this is considered reasonable given the diversified portfolio.

**Interest Rate Risk**

Interest rate risk refers to the risk that the fair value or future cash flows of a financial instrument will fluctuate because of changes in market interest rates. The Branch's exposure to the risk of changes in market interest rates relates primarily to its cash holdings with banks.

**CONSTRUCTION, FORESTRY AND MARITIME EMPLOYEES UNION  
CONSTRUCTION & GENERAL DIVISION – WA BRANCH  
NOTES TO THE FINANCIAL STATEMENTS  
FOR THE YEAR ENDED 31 MARCH 2024**

The Unions' exposure to interest rate risk, which is the risk that a financial instruments' value will fluctuate as a result of the changes in market interest rates, is limited only to its cash holdings with a number of banks.

To demonstrate the Unions' sensitivity to changes in interest rates a movement in rate of plus or minus 1% at the reporting date would have increased / decreased net profit by approximately \$12,630.

**20. Fair Value Measurements**

The Union measures and recognises the following assets at fair value on a recurring basis after initial recognition:

- available-for-sale financial assets; and
- investment property.

The Union does not subsequently measure any liabilities at fair value on a recurring basis, or any assets or liabilities at fair value on a non-recurring basis.

**Fair Value Hierarchy**

AASB 13 requires the disclosure of fair value information by level of the fair value hierarchy, which categorises fair value measurements into one of three possible levels based on the lowest level that an input that is significant to the measurement can be categorised into as follows:

| <b>Level 1</b>   | <b>Level 2</b>   | <b>Level 3</b>  |
|--|--|---|
| Measurements based on quoted prices (unadjusted) in active markets for identical assets or liabilities that the entity can access at the measurement date. | Measurements based on inputs other than quoted prices included in Level 1 that are observable for the asset or liability, either directly or indirectly. | Measurements based on unobservable inputs for the asset or liability. |

The fair values of assets and liabilities that are not traded in an active market are determined using one or more valuation techniques. These valuation techniques maximise, to the extent possible, the use of observable market data. If all significant inputs required to measure fair value are observable, the asset or liability is included in Level 2. If one or more significant inputs are not based on observable market data, the asset or liability is included in Level 3.

**Valuation Techniques**

The Union selects a valuation technique that is appropriate in the circumstances and for which sufficient data is available to measure fair value. The availability of sufficient and relevant data primarily depends on the specific characteristics of the asset or liability being measured. The valuation techniques selected by the Union are consistent with one or more of the following valuation approaches:

- *Market approach*: valuation techniques that use prices and other relevant information generated by market transactions for identical or similar assets or liabilities.
- *Income approach*: valuation techniques that convert estimated future cash flows or income and expenses into a single discounted present value.
- *Cost approach*: valuation techniques that reflect the current replacement cost of an asset at its current service capacity.

Each valuation technique requires inputs that reflect the assumptions that buyers and sellers would use when pricing the asset or liability, including assumptions about risks. When selecting a valuation technique, the Union gives priority to those techniques that maximise the use of observable inputs and minimise the use of unobservable inputs. Inputs that are developed using market data (such as publicly available information on actual transactions) and reflect the assumptions that buyers and

**CONSTRUCTION, FORESTRY AND MARITIME EMPLOYEES UNION  
CONSTRUCTION & GENERAL DIVISION – WA BRANCH  
NOTES TO THE FINANCIAL STATEMENTS  
FOR THE YEAR ENDED 31 MARCH 2024**

sellers would generally use when pricing the asset or liability are considered observable, whereas inputs for which market data is not available and therefore are developed using the best information available about such assumptions are considered unobservable.

The following tables provide the fair values of the Union's assets and liabilities measured and recognised on a recurring basis after initial recognition and their categorisation within the fair value hierarchy.

|  | Level 1<br>\$    | Level 2<br>\$  | Level 3<br>\$ | Total<br>\$      |
|--|------------------|----------------|---------------|------------------|
| <b>31 March 2024</b>                                       |                  |                |               |                  |
| <b>Recurring fair value measurements</b>                   |                  |                |               |                  |
| <i>Financial assets</i>                                    |                  |                |               |                  |
| Available-for-sale financial assets:                       |                  |                |               |                  |
| Shares in listed companies/trusts                          | 1,047,921        | -              | -             | 1,047,921        |
| <b>Total financial assets recognised at fair value</b>     | <b>1,047,921</b> | <b>-</b>       | <b>-</b>      | <b>1,047,921</b> |
| <i>Non-financial assets</i>                                |                  |                |               |                  |
| Investment property  | -                | 675,000        | -             | 675,000          |
| <b>Total non-financial assets recognised at fair value</b> | <b>-</b>         | <b>675,000</b> | <b>-</b>      | <b>675,000</b>   |

|  |                |                |          |                |
|--|----------------|----------------|----------|----------------|
| <b>31 March 2024</b>                                       |                |                |          |                |
| <b>Recurring fair value measurements</b>                   |                |                |          |                |
| <i>Financial assets</i>                                    |                |                |          |                |
| Available-for-sale financial assets:                       |                |                |          |                |
| Shares in listed companies/trusts                          | 548,596        | -              | -        | 548,596        |
| <b>Total financial assets recognised at fair value</b>     | <b>548,596</b> | <b>-</b>       | <b>-</b> | <b>548,596</b> |
| <i>Non-financial assets</i>                                |                |                |          |                |
| Investment property  | -              | 480,000        | -        | 480,000        |
| <b>Total non-financial assets recognised at fair value</b> | <b>-</b>       | <b>480,000</b> | <b>-</b> | <b>480,000</b> |

**Valuation Techniques and Inputs Used to Measure Level 2 Fair Values**

| Description                 | Fair Value at<br>31 March 2024<br>\$ | Valuation Technique(s)   | Inputs Used                              |
|-----------------------------|--------------------------------------|--|--|
| <i>Non-financial assets</i> |                                      |  |  |
| Investment property (i)     | 675,000                              | Market approach using recent observable market data for similar properties; income approach using discounted cash flow methodology | Price per hectare; market borrowing rate |
|                             | <b>675,000</b>                       |  |  |

- (i) The fair value of investment property is determined every year based on valuations by either an independent valuer or by the Committee of Management and Executive. At the end of each period the Committee of Management and Executive review the carrying values and when appropriate update the fair value measurement to reflect current market conditions using the valuation techniques noted above. There were no changes during the period in the valuation techniques used to determine Level 2 fair values.



**CONSTRUCTION, FORESTRY AND MARITIME EMPLOYEES UNION  
CONSTRUCTION & GENERAL DIVISION – WA BRANCH  
NOTES TO THE FINANCIAL STATEMENTS  
FOR THE YEAR ENDED 31 MARCH 2024**

**21. Section 272 Fair Work (Registered Organisations) Act 2009**

In accordance with the requirements of the Fair Work (Registered Organisations) Act 2009, the attention of members is drawn to the provisions of subsections (1) to (3) of section 272, which reads as follows:

Information to be provided to members or the General Manager:

- 1) A member of a reporting unit, or the General Manager, may apply to the reporting unit for specified prescribed information in relation to the reporting unit to be made available to the person making the application.
- 2) The application must be in writing and must specify the period within which, and the manner within which, the information is to be made available. The period must not be less than 14 days after the application is given to the reporting unit.
- 3) A reporting unit must comply with an application made under subsection (1).

**22. Prior Period Adjustment**

During the financial year it was picked up that a cash clearing account used for transfers between bank accounts was holding amounts relating to unreconciled bpay deposits made by members for payment of membership fees. Some of these amounts related to receipts from previous financial years and as a result a prior year adjustment was required to relocate the revenue to the correct accounting periods as below:

**Statement of Financial Position**

|                           |   | <b>2023<br/>Original<br/>\$</b> | <b>Increase/(Decrease)<br/>\$</b> | <b>2023<br/>Restated<br/>\$</b> |
|---------------------------|---|---------------------------------|-----------------------------------|---------------------------------|
| Cash and cash equivalents | 5 | 4,340,664                       | 348,452                           | 4,689,116                       |
| Net Assets                |   | <u>3,360,525</u>                | <u>348,452</u>                    | <u>3,708,977</u>                |
| Retained earnings         |   | 2,751,758                       | 348,452                           | 3,100,210                       |
| Total members funds       |   | <u>3,360,525</u>                | <u>348,452</u>                    | <u>3,708,977</u>                |

**Statement of Profit or Loss and Other Comprehensive Income**

|   |   | <b>2023<br/>Original<br/>\$</b> | <b>Increase/(Decrease)<br/>\$</b> | <b>2023<br/>Restated<br/>\$</b> |
|---|---|---------------------------------|-----------------------------------|---------------------------------|
| Membership subscriptions                | 3 | 5,140,003                       | 225,208                           | 5,365,211                       |
| Surplus/(deficit) for the year          |   | 1,001,824                       | 225,208                           | 1,227,032                       |
| Total comprehensive income for the year |   | <u>1,001,824</u>                | <u>225,208</u>                    | <u>1,227,032</u>                |




**CONSTRUCTION, FORESTRY AND MARITIME EMPLOYEES UNION  
CONSTRUCTION & GENERAL DIVISION – WA BRANCH  
OFFICER DECLARATION STATEMENT  
FOR THE YEAR ENDED 31 MARCH 2024**

I, Michael Buchan, being the Secretary of the Construction, Forestry and Maritime Employees Union Construction & General Division – WA Branch, declare that the following activities did not occur during the reporting period ending 31 March 2024.

The Branch did not:

- acquire an asset or liability due to an amalgamation under Part 2 of Chapter 3 of the RO Act, a restructure of the branches of an organisation, a determination or revocation by the General Manager, Fair Work Commission
- transfer to or withdraw from a fund (other than the general fund), account, asset or controlled entity
- have another entity administer the financial affairs of the Branch
- make a payment to a former related party of the Branch



Michael Buchan  
Branch Secretary  
Construction, Forestry and Maritime Employees Union  
Construction & General – WA Branch

Date: 17 July 2024

**INDEPENDENT AUDITOR'S REPORT  
TO THE MEMBERS OF CONSTRUCTION, FORESTRY AND  
MARITIME EMPLOYEES UNION CONSTRUCTION AND  
GENERAL DIVISION – WA BRANCH****Opinion**

I have audited the financial report of Construction, Forestry and Maritime Employees Union Construction and General Division – WA Branch (the reporting unit ) which comprises the statement of financial position as at 31 March 2024, the statement of profit or loss and other comprehensive income, statement of changes in equity and statement of cash flows for the year ended 31 March 2024, notes to the financial statements including a summary of material accounting policies, the committee of management and executive statement, the subsection 255(2A) report and the secretary declaration statement.

In my opinion, the accompanying financial report presents fairly, in all material aspects, the financial position of Construction, Forestry and Maritime Employees Union Construction and General Division – WA Branch as at 31 March 2024, and its financial performance and its cash flows for the year ended on that date in accordance with:

- i. the Australian Accounting Standards; and
- ii. any other requirements imposed by the reporting guidelines or Part 3 of Chapter 8 of the *Fair Work (Registered Organisations) Act 2009* (the RO Act)

I declare that management's use of the going concern basis in the preparation of the financial statements of the reporting unit is appropriate.

**Basis for Opinion**

I conducted my audit in accordance with Australian Auditing Standards. My responsibilities under those standards are further described in the Auditor's Responsibilities for the Audit of the Financial Report section of my report. I am independent of the reporting unit in accordance with the independence requirements of the Accounting Professional and Ethical Standards Board's APES 110 *Code of Ethics for Professional Accountants* (the Code) that are relevant to my audit of the financial report in Australia. I have also fulfilled my other ethical responsibilities with the Code.

I believe that the audit evidence I have obtained is sufficient and appropriate to provide a basis for my opinion.

**Information Other than the Financial Report and Auditor's Report Thereon**

The committee of management and executive is responsible for the other information. The other information obtained at the date of this auditor's report is in the operating report accompanying the financial report. My opinion on the financial report does not cover the other information and accordingly I do not express any form of assurance conclusion thereon.

In connection with my audit of the financial report, my responsibility is to read the other information and, in doing so, consider whether the other information is materially inconsistent with the financial report or my knowledge obtained in the audit or otherwise appears to be materially misstated. If, based on the work I have performed, I conclude that there is a material misstatement of this other information, I am required to report that fact. I have nothing to report in this regard.

**Responsibility of Committee of Management and Executive for the Financial Report**

The committee of management and executive is responsible for the preparation of the financial report that gives a true and fair view in accordance with Australian Accounting Standards and the RO Act, and for such internal controls as the committee of management and executive determine necessary to enable the preparation of a financial report that gives a true and fair view and is free from material misstatement, whether due to fraud or error.

**INDEPENDENT AUDITOR'S REPORT  
TO THE MEMBERS OF CONSTRUCTION, FORESTRY AND MARITIME EMPLOYEES  
UNION CONSTRUCTION AND GENERAL DIVISION – WA BRANCH (CONTINUED)**

**Responsibility of Committee of Management and Executive for the Financial Report (Continued)**

In preparing the financial report, the committee of management and executive is responsible for assessing the reporting unit's ability to continue as a going concern, disclosing, as applicable, matters relating to going concern and using the going concern basis of accounting unless the committee of management and executive either intend to liquidate the reporting unit or to cease operations, or have no realistic alternative but to do so.

**Auditor's Responsibility for the Audit of the Financial Report**

My objectives are to obtain reasonable assurance about whether the financial report as a whole is free from material misstatement, whether due to fraud or error, and to issue an auditor's report that includes our opinion. Reasonable assurance is a high level of assurance but is not a guarantee that an audit conducted in accordance with the Australian Auditing Standards will always detect a material misstatement when it exists. Misstatements can arise from fraud or error and are considered material if, individually or in the aggregate, they could reasonably be expected to include the economic decisions of the users taken on the basis of this financial report.


A further description of our responsibilities for the audit of the financial report is located at the Auditing and Assurance Standard Board website at [http://www.auasb.gov.au/auditors\\_responsibilities/ar4.pdf](http://www.auasb.gov.au/auditors_responsibilities/ar4.pdf). This description forms part of our audit report.

I communicate with the committee of management and executive regarding, among other matters, the planned scope and timing of the audit and significant audit findings, including any significant deficiencies in internal control that I identify during my audit.

I declare that I am an auditor registered under the RO Act.

**Report on Other Legal and Regulatory Requirements**

In accordance with the requirements of section 257(7) of the RO Act, in my opinion there are no deficiencies, failures or shortcomings in respect of the matters referred to in section 252 and 257(2) of the RO Act.



NEIL PACE  
PARTNER  
REGISTERED AUDITOR #AA2017/14  
AND APPROVED AUDITOR AND HOLDER  
OF A CURRENT PUBLIC PRACTICE CERTIFICATE

*Moore Australia*  
MOORE AUSTRALIA AUDIT (WA)  
CHARTERED ACCOUNTANTS

Signed at Perth this 19<sup>th</sup> day of July 2024.

**CONSTRUCTION, FORESTRY AND MARITIME EMPLOYEES UNION  
CONSTRUCTION & GENERAL DIVISION – WA BRANCH  
BRANCH SECRETARY'S CERTIFICATE  
FOR THE YEAR ENDED 31 MARCH 2024**

I, Michael Buchan being the Secretary of the Construction, Forestry and Maritime Employees Union Construction & General Division – WA Branch certify:

- that the documents lodged herewith are copies of the full report for the Construction, Forestry and Maritime Employees Union Construction & General Division – WA Branch for the period ended 31 March 2024 referred to in s.268 of the Fair Work (Registered Organisations) Act 2009; and
- that the full report was provided to members of the Branch on 13 August 2024, and
- that the full report was provided to a meeting of the Committee of Management and Executive of the Branch on 14 August 2024 in accordance with section 266 of the Fair Work (Registered Organisations) Act 2009.



Michael Buchan  
Branch Secretary  
Construction, Forestry and Maritime Employees Union  
Construction & General – WA Branch

Date: 14 August 2024.