



20 January 2025

Padraig Crumlin
National President

Construction, Forestry and Maritime Employees Union - The Maritime Union of Australia Division

Sent via email: muano@mua.org.au

CC: travasb@esvgroup.com.au
george.zorbas@mua.org.au
jake.field@mua.org.au

Dear Padraig Crumlin

**Construction, Forestry and Maritime Employees Union - The Maritime Union of Australia Division
Financial Report for the year ended 30 June 2024 – (FR2024/183)**

I acknowledge receipt of the financial report for the year ended 30 June 2024 for the Construction, Forestry and Maritime Employees Union – The Maritime Union of Australia Division (the reporting unit). The documents were lodged with the Fair Work Commission (the Commission) on 20 December 2024.

The financial report has now been filed.

You are not required to take any further action in respect of the report lodged. I make the following comments to assist you when you next prepare a financial report. The Commission will confirm these matters have been addressed prior to filing next year's report.

Incorrect legislative references

Reference to Commissioner

The Commission has been the regulator for registered organisations since 6 March 2023. All references to the Registered Organisations Commission and Commissioner must be changed to the Fair Work Commission and General Manager of the Fair Work Commission.

I note that item 6(e) and the heading for Note 1(u) refer to the Commissioner instead of the General Manager of the Fair Work Commission.

Statement of comprehensive income

Disclosure of employee expenses to office holders and other employees

The employee expense note to the financial statements has disclosed wages and salaries, superannuation, leave and other entitlements and other employee expenses separately for employees, but does not separately disclose separation and redundancies provided for employees.

The reporting guidelines require that all employee expenses be detailed separately (refer to item 13(g)).

Item 20 of the reporting guidelines states that if any of the activities identified within items 9 – 19 of the reporting guidelines have not occurred in the reporting period, a statement to this effect must be included either in the financial statements, the notes or in the officer's declaration statement.

Statement of financial position

Disclosure of employee provisions to office holders and other employees

The employee provisions note to the financial statements has disclosed annual leave, long service leave and separation and redundancies separately for office holders and employees but does not separately disclose other employee provisions provided for officers and employees.

The reporting guidelines require that all employee and office holder provisions be detailed separately (refer to items 15(c) and 15(d)).

Item 20 in the reporting guidelines states that if any of the activities identified within items 9 – 19 of the reporting guidelines have not occurred in the reporting period, a statement to this effect must be included either in the financial statements, the notes or in the officer's declaration statement.

Statement of loans, grants and donations

Under subsection 237(1) of the *Fair Work (Registered Organisations) Act 2009* (RO Act), if an individual loan, grant or donation made by a branch exceeds \$1,000 a statement showing the relevant particulars of each must be lodged with the Commission within 90 days of the end of the financial year.

The financial statements disclose donations of \$284,146 that exceeded \$1,000 during the financial year, however, as stated above, a loans, grants and donations statement was not lodged until 24 December 2024. This statement should have been lodged with the Commission no later than 28 September 2024.

Please ensure in future years that a relevant loans, grants and donations statement is lodged with the Commission in accordance with the obligations under subsection 237(1). If an extension of time is required, a written request, signed by a relevant officer, including the reason for the delay, must be made prior to the required date for the provision of the report to the Commission.

Reporting Requirements

The Commission website provides a number of factsheets in relation to the financial reporting process and associated timelines. The website also contains the section 253 reporting guidelines and a model set of financial statements.

The Commission recommends that reporting units use these model financial statements to assist in complying with the RO Act, the section 253 reporting guidelines and Australian Accounting Standards. Access to this information is available via [this link](#).

If you have any queries regarding this letter, please call 1300 341 665 or email regorgs@fwc.gov.au.

Yours sincerely

Fair Work Commission



MARITIME UNION OF AUSTRALIA

Paddy Crumlin | National Secretary

Warren Smith | Deputy National Secretary


Adrian Evans, Thomas Mayo, Mich-Elle Myers, Jamie Newlyn | Assistant National Secretaries

**The Maritime Union of Australia,
Division of the Construction, Forestry and Maritime Employees Union
Certificate by Prescribed Designated Officer
Certificate for the Year Ended 30 June 2024**

Section 268 Fair Work (Registered Organisations) Act 2009


I, Pdraig Crumlin, being the Divisional National Secretary of The Maritime Union of Australia Division of the Construction, Forestry and Maritime Employees Union hereby certify:

- that the documents lodged herewith are copies of the full report for The Maritime Union of Australia Division (The Division) of the Construction, Forestry and Maritime Employees Union for the period ended referred to in s.268 of the *Fair Work (Registered Organisations) Act 2009*; and
- that the full report was provided to members of the reporting unit on the 31st October 2024 as set out in Annexure A; and
- that the full report was presented to a general meeting of members of the reporting unit on the 6th December 2024 in accordance with s.266 of the *Fair Work (Registered Organisations) Act 2009*.



Padraig Crumlin
Divisional National Secretary
The Maritime Union of Australia Division
Construction, Forestry and Maritime Employees Union

19th December 2024



THE MARITIME UNION OF AUSTRALIA DIVISION
AND ITS SUBSIDIARY AND BRANCHES
CONSTRUCTION, FORESTRY AND MARITIME EMPLOYEES UNION
ABN 93 047 659 794

FINANCIAL REPORT
FOR THE YEAR ENDED 30 JUNE 2024

**THE MARITIME UNION OF AUSTRALIA DIVISION
AND ITS SUBSIDIARY AND BRANCHES
CONSTRUCTION, FORESTRY AND MARITIME EMPLOYEES UNION
ABN 93 047 659 794**

CONTENTS

Operating Report.....	3
Auditor's Independence Declaration.....	5
Statement of Comprehensive Income	6
Statement of Financial Position	7
Statement of Changes in Members' Funds	8
Statement of Cash Flows.....	9
Notes to the Financial Statements.....	10
Divisional National Council's Statement	43
Report Required Under Subsection 255(2A).....	44
Independent Auditor's Report.....	45
Itemised Statement of Comprehensive Income.....	48

**THE MARITIME UNION OF AUSTRALIA DIVISION
AND ITS SUBSIDIARY AND BRANCHES
CONSTRUCTION, FORESTRY AND MARITIME EMPLOYEES UNION
ABN 93 047 659 794**

OPERATING REPORT

Your Divisional National Council present their consolidated report on the Maritime Union of Australia Division ("Union") of the Construction, Forestry and Maritime Employees Union, consisting of the National Divisional Branch of the Union, the Divisional Branches of the Union and the subsidiary company of the Union (MUA HTS Pty Limited) for the financial year ending 30 June 2024.

Union Officials

The names of the Officials in office at any time during the financial year and to the date of this report are:

Ball, D ^	Keating, P ^
Borg, D ^ (elected 07/07/2023)	Larkin, B ^
Bull, A ^ *	Lumsden, R ^
Burford, A ^	Lyon, D (elected 07/07/2023)
Campbell, J ^	Mayo, T ^ (elected 07/07/2023)
Cassar, J	Miners, J ^
Carter, S ^	Moon, A (elected 07/07/2023)
Clothier, C ^ *	Moore, A ^ * (elected 07/07/2023)
Crumlin, P ^	Murphy, J ^ * (elected 07/07/2023)
Donato, N	Myers, M ^
Dunn, B	Newlyn, J ^
Evans, A ^	Outram, D ^ *
Gallagher, P	Paterson, R * (elected 07/07/2023)
Gakis, G	Smith, W ^
Garrett, P ^	Tracey, W ^
Heath, D ^	Williams, G ^
Johnston, A ^ (elected 07/07/2023)	

*^ Divisional National Councillor *Honorary Electorate*

Officials have been in office since the start of the period to the date of this report unless otherwise stated. During the period all Officials attended the Divisional National Council meetings with no apologies for those that they were entitled to attend.

Review of Operations

The consolidated total comprehensive income of the Union for the year amounted to \$7,883,903 (2023: \$1,715,521 deficit).

The number of members of the Union at the end of the year was 12,309 (2023: 11,642).

The number of employees of the reporting unit at the end of the year was 82 (2023: 83).

The right of members to resign from the organisation is set out at Section 11 of the Union's rules.

Significant Changes in State of Affairs

On the 1st of December 2023, the Mining & Energy Division of the Construction, Forestry, Maritime, Mining & Energy Union (CFMMEU) de-amalgamated. As such, the Union has been renamed to the Construction, Forestry and Maritime Employees Union (CFMEU).

**THE MARITIME UNION OF AUSTRALIA DIVISION
AND ITS SUBSIDIARY AND BRANCHES
CONSTRUCTION, FORESTRY AND MARITIME EMPLOYEES UNION
ABN 93 047 659 794**

OPERATING REPORT

Principal Activities

The principal activities of the Union during the financial year was the provision of Trade Union services to its members. The Objects of the Union are set out in Section 4 of the Union's Rules. No significant change in the nature of these activities occurred during the year.

Rights of Members to Resign

All members have a right to resign in accordance with Section 11 of the Union's Registered Rules and Section 174(1) of the Fair Work (Registered Organisations) Act 2009. In accordance with section 174(1) of the Fair Work (Registered Organisations) Act 2009, a member of an organisation may resign from membership by written notice addressed and delivered to a person designated for the purpose in the rules of the organisation or branch of the organisations.

Events Subsequent to the End of the Reporting Period

Other than the current disclosures, there has not been any other matter or circumstance occurring subsequent to the end of the financial year that has significantly affected, or may significantly affect, the operations of the Union, the results of those operations, or the state of affairs of the Union in subsequent financial periods.

Proceedings on Behalf of the Union

No person has applied for leave of Court to bring proceedings on behalf of the Union or intervene in any proceedings to which the Union is a party for the purpose of taking responsibility on behalf of the Union for all or any part of those proceedings.

Auditor's Independence Declaration

The auditor's independence declaration for the year has been received and can be found on page 5 of the report.

Superannuation Fund Office Holders


The following Officials and members were trustees or directors of a company that acted as a trustee or alternate trustee of Maritime Super:

Newlyn, J
Garrett, P
Keane, G

Tracey, W
Bull, A

Signed in accordance with a resolution of the Divisional National Council:

Dated this 3rd day of October 2024



P. Crumlin

Divisional National Secretary



W. Smith

Divisional Deputy National Secretary



**AUDITOR'S INDEPENDENCE DECLARATION TO THE DIVISIONAL NATIONAL
COUNCIL OF CONSTRUCTION, FORESTRY, MARITIME, MINING AND ENERGY
UNION, THE MARITIME UNION OF AUSTRALIA DIVISION AND ITS SUBSIDIARY**

I declare that, to the best of my knowledge and belief, during the year ended 30 June 2024, there have been no contraventions of any applicable code of professional conduct in relation to the audit of the financial report.

Dated at Sydney on the 3rd October 2024

ESV

ESV Business advice and accounting



**Travas Burns
Partner**

Registration number: AA2020/9

**THE MARITIME UNION OF AUSTRALIA DIVISION
AND ITS SUBSIDIARY AND BRANCHES
CONSTRUCTION, FORESTRY AND MARITIME EMPLOYEES UNION
ABN 93 047 659 794**

**STATEMENT OF COMPREHENSIVE INCOME
FOR THE YEAR ENDED 30 JUNE 2024**

	Note	Consolidated	
		2024	2023
		\$	\$
Operating activities			
Revenue from members and other reporting units	2	22,374,156	20,804,516
Other revenue	2	3,008,976	2,886,266
Grant income	2	-	138,377
Employee benefits expense	3(a)	(14,411,913)	(12,313,920)
Finance costs		(793,022)	(607,465)
Depreciation and amortisation expenses	3(b)	(1,007,319)	(977,281)
Administration expenses	3(c)	(3,465,257)	(3,283,595)
Member services expenses	3(d)	(4,632,622)	(7,740,424)
Capitation fees and expenses paid to other reporting units	3(d),18	(339,021)	(325,935)
Other expenses	3(e)	(1,649,563)	(1,330,191)
Net deficit from operating activities		(915,585)	(2,749,652)
Non-operating activities			
Other income	2(b)	2,161,949	1,034,131
Impairment of land and buildings		(1,342,879)	-
Net surplus from non-operating activities		819,070	1,034,131
Net deficit for the year		(96,515)	(1,715,521)
Other comprehensive income			
Gain on revaluation of land and buildings		7,980,418	-
Total comprehensive income/(loss) for the year		7,883,903	(1,715,521)

The accompanying notes form part of the financial statements.

THE MARITIME UNION OF AUSTRALIA DIVISION
AND ITS SUBSIDIARY AND BRANCHES
CONSTRUCTION, FORESTRY AND MARITIME EMPLOYEES UNION
 ABN 93 047 659 794

STATEMENT OF FINANCIAL POSITION
AS AT 30 JUNE 2024

	Note	Consolidated	
		2024	2023
		\$	\$
CURRENT ASSETS			
Cash and cash equivalents	4	5,753,850	5,784,231
Inventories on hand	5	154,706	171,283
Trade and other receivables	6	407,871	468,834
Contract assets	6c	531,021	329,877
Investments	7	9,534,783	10,800,202
TOTAL CURRENT ASSETS		16,382,231	17,554,427
NON-CURRENT ASSETS			
Property, plant and equipment	8	58,058,417	50,886,149
Investment property	9	6,000,000	4,695,000
TOTAL NON-CURRENT ASSETS		64,058,417	55,581,149
TOTAL ASSETS		80,440,648	73,135,576
CURRENT LIABILITIES			
Trade and other payables	11	2,262,079	3,093,902
Contract liabilities	6c	701,146	818,631
Employee provisions	12	3,619,038	3,174,240
Borrowings	13	462,534	449,735
TOTAL CURRENT LIABILITIES		7,044,797	7,536,508
NON-CURRENT LIABILITIES			
Trade and other payables	11	59,586	94,000
Employee provisions	12	553,227	366,355
Borrowings	13	8,923,456	9,162,284
TOTAL NON-CURRENT LIABILITIES		9,536,269	9,622,639
TOTAL LIABILITIES		16,581,066	17,159,147
NET ASSETS		63,859,582	55,976,429
MEMBERS' FUNDS			
Fighting fund reserve	14	17,989	18,739
Revaluation reserve		30,964,586	22,984,168
Other reserves	14	2,368,379	2,459,718
Retained surplus		30,508,628	30,513,804
TOTAL MEMBERS' FUNDS		63,859,582	55,976,429

The accompanying notes form part of the financial statements.

**THE MARITIME UNION OF AUSTRALIA DIVISION
AND ITS SUBSIDIARY AND BRANCHES
CONSTRUCTION, FORESTRY AND MARITIME EMPLOYEES UNION
ABN 93 047 659 794**

**STATEMENT OF CHANGES IN MEMBERS' FUNDS
FOR THE YEAR ENDED 30 JUNE 2024**

	Fighting Fund Reserve (Note 14) \$	Revaluation Reserve \$	General Reserves (Note 14) \$	Retained Surplus \$	Total Funds \$
CONSOLIDATED					
At 30 June 2022	18,739	22,984,168	2,335,917	32,353,126	57,691,950
Net (deficit) for the year	-	-	-	(1,715,521)	(1,715,521)
Other comprehensive income	-	-	-	-	-
Total comprehensive (loss)	-	-	-	(1,715,521)	(1,715,521)
Transfer to/(from) reserves	-	-	123,801	(123,801)	-
At 30 June 2023	18,739	22,984,168	2,459,718	30,513,804	55,976,429
Net (deficit) for the year	-	-	-	(96,515)	(96,515)
Other comprehensive income	(750)	7,980,418	-	-	7,979,668
Total comprehensive income	(750)	7,980,418	-	(96,515)	7,883,153
Transfer to/(from) reserves	-	-	(91,339)	91,339	-
At 30 June 2024	17,989	30,964,586	2,368,379	30,508,628	63,859,582

The accompanying notes form part of the financial statements.

**THE MARITIME UNION OF AUSTRALIA DIVISION
AND ITS SUBSIDIARY AND BRANCHES
CONSTRUCTION, FORESTRY AND MARITIME EMPLOYEES UNION
ABN 93 047 659 794**

**STATEMENT OF CASH FLOWS
FOR THE YEAR ENDED 30 JUNE 2024**

	Note	Consolidated	
		2024	2023
		\$	\$
CASH FLOW FROM OPERATING ACTIVITIES			
Receipts from members		23,757,045	22,447,465
Payments to suppliers and employees		(26,101,493)	(25,463,583)
Receipts from other reporting units (CFMEU)	15(c)	31,367	12,781
Payments to other reporting units (CFMEU)	15(c)	(372,923)	(358,529)
Interest Paid		(793,022)	(607,465)
Interest received		190,200	51,340
Commission received		592,565	467,150
Rent received		808,359	871,382
Other receipts		1,412,229	1,460,231
Donations paid		(324,318)	(325,401)
Donations received		336,515	250,308
Grants received		-	152,215
Net cash (used in) operating activities	15(b)	(463,476)	(1,042,106)
CASH FLOW FROM INVESTING ACTIVITIES			
Purchase of managed investments or short term deposits		1,856,941	(1,778)
Proceeds from sale of property, plant and equipment		113,456	153,736
Purchase of property, plant and equipment	8	(1,307,668)	(1,575,163)
Net cash provided by/(used in) investing activities		662,729	(1,423,205)
CASH FLOW FROM FINANCING ACTIVITIES			
Proceeds from borrowings		-	2,500,000
Repayment of borrowings		(226,029)	(196,407)
Net repayment of loans receivable	6(a)	(3,605)	-
Net cash (used in)/provided by financing activities		(229,634)	2,303,593
Net (decrease) in cash and cash equivalents		(30,381)	(161,718)
Cash and cash equivalents at the beginning of the financial year		5,784,231	5,945,949
Cash and cash equivalents at the end of the financial year	15(a)	5,753,850	5,784,231

The accompanying notes form part of the financial statements.

**THE MARITIME UNION OF AUSTRALIA DIVISION
AND ITS SUBSIDIARY AND BRANCHES
CONSTRUCTION, FORESTRY AND MARITIME EMPLOYEES UNION
ABN 93 047 659 794**

**NOTES TO THE FINANCIAL STATEMENTS
FOR THE YEAR ENDED 30 JUNE 2024**

1. Material Accounting Policy Information

The financial statements cover the Maritime Union of Australia Division (National Office and its Branches) of the Construction, Forestry and Maritime Employees Union ("the Union"), and its subsidiary company MUA HTS Pty Ltd ("Consolidated").

The Maritime Union of Australia Division of the Construction, Forestry and Maritime Employees Union is a Trade Union created under the Fair Work (Registered Organisations) Act 2009, registered and domiciled in Australia.

The consolidated financial report of The Maritime Union of Australia Division for the year ended 30 June 2024 was authorised for issue in accordance with a resolution of the Divisional National Council on the 3rd October 2024.

Basis of Preparation

The consolidated financial statements are general purpose financial statements and have been prepared in accordance with Australian Accounting Standards and Interpretations issued by the Australian Accounting Standard Board (AASB) that apply for the reporting period, and the *Fair Work (Registered Organisations) Act 2009 (RO Act)*. The Union is a not-for-profit entity.

The financial statements, except for cash flow information, have been prepared on an accruals basis and are based on historical costs, modified, where applicable, by the measurement at fair value of selected non-current assets, financial assets and financial liabilities, as explained in the accounting policies below. Historical cost is generally based on the fair values of the consideration given in exchange for assets. Except where stated, no allowance is made for the effect of changing prices on the results or the financial position. The financial statements are presented in Australian dollars and are prepared on going concern basis.

(a) Basis of Consolidation

The consolidated financial statements incorporate the assets, liabilities and results of entities controlled by the Union at the end of the reporting period. A controlled entity is any entity over which the Union has the ability and right to govern the financial and operating policies so as to obtain benefits from the entity's activities.

Where controlled entities have entered or left the Union during the year, the financial performance of those entities is included only for the period of the year that they were controlled.

In preparing the consolidated financial statements, all intra-entity balances and transactions between entities in the consolidated group have been eliminated in full on consolidation.

For a full list of consolidated entities, please refer to Note 21.

b) New Australian Accounting Standards and Amendments

The Union has adopted all of the new or amended Accounting Standards and Interpretations issued by the Australian Accounting Standards Board ('AASB') that are mandatory for the current reporting period.

Any new or amended Accounting Standards or Interpretations that are not yet mandatory have not been early adopted.

**THE MARITIME UNION OF AUSTRALIA DIVISION
AND ITS SUBSIDIARY AND BRANCHES
CONSTRUCTION, FORESTRY AND MARITIME EMPLOYEES UNION
ABN 93 047 659 794**

**NOTES TO THE FINANCIAL STATEMENTS
FOR THE YEAR ENDED 30 JUNE 2024**

1. Material Accounting Policy Information (cont)

The Union has adopted all of the new or amended Accounting Standards and Interpretations issued by the Australian Accounting Standards Board ('AASB') that are mandatory for the current reporting period.

Any new or amended Accounting Standards or Interpretations that are not yet mandatory have not been early adopted.

Future Australian Accounting Standards Requirements

New standards, amendments to standards or interpretations that were issued prior to the sign-off date and are applicable to future reporting periods that are expected to have a future financial impact on the Union include:

AASB 2020-1 – Amendments to Australian Accounting Standards – Classification of Liabilities as Current or Non-current

This Standard amends AASB 101 Presentation of Financial Statements to clarify requirements for the presentation of liabilities in the statement of financial position as current or non-current. For example, the amendments clarify that a liability is classified as non-current if an entity has the right at the end of the reporting period to defer settlement of the liability for at least 12 months after the reporting period. This Standard applies to annual reporting periods beginning on or after 1 January 2023. Earlier application is permitted. The Union expects the adoption of this amendment to have an impact on its financial statements.

c) Current Versus Non-Current Classification

The Union presents assets and liabilities in the statement of financial position based on current/non-current classification.

An asset is current when it is:

- Expected to be realised or intended to be sold or consumed in the normal operating cycle;
- Held primarily for the purpose of trading;
- Expected to be realised within twelve months after the reporting period; or
- Cash or cash equivalent unless restricted from being exchanged or used to settle a liability for at least twelve months after the reporting period.

All other assets are classified as non-current.

An liability is current when:

- It is expected to be settled in the normal operating cycle;
- It is held primarily for the purpose of trading;
- It is due to be settled within twelve months after the reporting period; or
- There is no unconditional right to defer the settlement of the liability for at least twelve months after the reporting period.

**THE MARITIME UNION OF AUSTRALIA DIVISION
AND ITS SUBSIDIARY AND BRANCHES
CONSTRUCTION, FORESTRY AND MARITIME EMPLOYEES UNION
ABN 93 047 659 794**

**NOTES TO THE FINANCIAL STATEMENTS
FOR THE YEAR ENDED 30 JUNE 2024**

1. Material Accounting Policy Information (cont)

The terms of the liability that could, at the option of the counterparty, result in its settlement by the issue of equity instruments do not affect its classification.

The Union classifies all other liabilities as non-current.

d) Taxation

The Union is exempt from income tax under section 50.1 of the Income Tax Assessment Act 1997 however still has obligation for Fringe Benefits Tax (FBT) and the Goods and Services Tax (GST).

Revenues, expenses and assets are recognised net of GST except:

- where the amount of GST incurred is not recoverable from the Australian Taxation Office; and
- for receivables and payables.

The net amount of GST recoverable from, or payable to, the taxation authority is included as part of receivables or payables.

Cash flows are included in the statement of cash flows on a gross basis. The GST component of cash flows arising from investing and financing activities which is recoverable from, or payable to, the Australian Taxation Office is classified within operating cash flows.

e) Revenue

The Union enters into various arrangements where it receives consideration from another party. These arrangements include consideration in the form of membership subscriptions, capitation fees, levies, grants, and donations.

The timing of recognition of these amounts as either revenue or income depends on the rights and obligations in those arrangements.

Revenue from contracts with customers

Where the Union has a contract with a customer, the Union recognises revenue when or as it transfers control of goods or services to the customer. The Union accounts for an arrangement as a contract with a customer if the following criteria are met:

- the arrangement is enforceable; and
- the arrangement contains promises (that are also known as performance obligations) to transfer goods or services to the customer (or to other parties on behalf of the customer) that are sufficiently specific so that it can be determined when the performance obligation has been satisfied.

Membership subscriptions

For membership subscription arrangements that meet the criteria to be contracts with customers, revenue is recognised when the promised goods or services transfer to the customer as a member of the Union.

If there is only one distinct membership service promised in the arrangement, the Union recognises revenue as the membership service is provided, which is typically based on the passage of time over the subscription period to reflect the Union's promise to stand ready to provide assistance and support to the member as required.

**THE MARITIME UNION OF AUSTRALIA DIVISION
AND ITS SUBSIDIARY AND BRANCHES
CONSTRUCTION, FORESTRY AND MARITIME EMPLOYEES UNION
ABN 93 047 659 794**

**NOTES TO THE FINANCIAL STATEMENTS
FOR THE YEAR ENDED 30 JUNE 2024**

1. Material Accounting Policy Information (cont)

If there is more than one distinct good or service promised in the membership subscription, the Union allocates the transaction price to each performance obligation based on the relative standalone selling price of each promised good or service. In performing this allocation, standalone selling prices are estimated if there is no observable evidence of the price that the Union charges for that good or service in a standalone sale. When a performance obligation is satisfied, which is either when the customer obtains control of the good (for example, member services or training course), the Union recognises revenue at the amount of the transaction price that was allocated to that performance obligation.

For member subscriptions paid annually in advance, the Union has elected to apply the practical expedient to not adjust the transaction price for the effects of a significant financing component because the period from when the customer pays and the good or services will transfer to the customer will be one year or less.

When a member subsequently purchases additional goods or services from the Union at their standalone selling price, the Union accounts for those sales as a separate contract with a customer.

Capitation fees

Where the Union's arrangement with a branch or another reporting unit meets the criteria to be a contract with a customer, the Union recognises the capitation fees promised under that arrangement when or as it transfers the goods or services that will transfer as part of its sufficiently specific promise to the branch/other reporting unit.

In circumstances where the criteria for a contract with a customer are not met, the Union will recognise capitation fees as income upon receipt (as specified in the income recognition policy below).

Levies

Levies paid by a member (or other party) in an arrangement that meets the criteria to be a contract with a customer is recognised as revenue when or as the Union transfers the goods or services that will transfer as part of its sufficiently specific promise to the branch/other reporting unit.

In circumstances where the criteria for a contract with a customer are not met, the Union will recognise levies as income upon receipt (as specified in the income recognition policy below).

Income of the Union as a Not-for-Profit Entity

Consideration is received by the Union to enable it to further its objectives. The Union recognises each of these amounts of consideration as income when the consideration is received (which is when the Union obtains control of the cash) because, based on the rights and obligations in each arrangement:

- the arrangements do not meet the criteria to be contracts with customers because either the arrangement is unenforceable or lacks sufficiently specific promises to transfer goods or services to the customer; and
- the Union's recognition of the cash contribution does not give to any related liabilities.

During the year, the Union received cash consideration from the following arrangements whereby that consideration will be recognised as income upon receipt:

- donations and voluntary contribution from members (including whip arounds); and
- government grants; and
- commissions.

**THE MARITIME UNION OF AUSTRALIA DIVISION
AND ITS SUBSIDIARY AND BRANCHES
CONSTRUCTION, FORESTRY AND MARITIME EMPLOYEES UNION
ABN 93 047 659 794**

**NOTES TO THE FINANCIAL STATEMENTS
FOR THE YEAR ENDED 30 JUNE 2024**

1. Material Accounting Policy Information (cont)

Income recognised from transfers to acquire or construct a non-financial asset

Where, as part of an enforceable agreement, the Union receives consideration to acquire or construct a non-financial asset such as property, plant and equipment to an identified specification and for the Union's own use, a liability is recognised for the obligation to acquire or construct the asset. Income is recognised as the obligation to acquire or construct the asset is satisfied, which is typically at a point in time for acquired assets and over time for constructed assets. The asset that is being acquired or constructed is recognised in accordance with the policy on property, plant and equipment.

Gains from sale of assets

An item of property, plant and equipment is derecognised upon disposal (which is at the date the recipient obtains control) or when no future economic benefits are expected from its use or disposal. Any gain or loss arising on derecognition of the asset (calculated as the difference between the net disposal proceeds and the carrying amount of the asset) is included in the statement of profit or loss when the asset is derecognised.

Interest income

Interest revenue is recognised on an accrual basis using the effective interest method.

Rental income

Leases in which the Union as a lessor, does not transfer substantially all the risks and rewards incidental to ownership of an asset are classified as operating leases. Rental income arising is accounted for on a straight-line basis over the relevant lease term. Initial direct costs incurred in negotiating and arranging an operating lease are added to the carrying amount of the leased asset and recognised over the lease term on the same basis as rental income. Contingent rents are recognised as revenue in the period in which they are earned.

f) Employee Benefits

A liability is recognised for benefits accruing to employees in respect of wages and salaries, annual leave, long service leave and termination benefits when it is probable that settlement will be required and they are capable of being measured reliably.

Liabilities for short-term employee benefits (as defined in AASB 119 Employee Benefits) and termination benefits which are expected to be settled within twelve months of the end of reporting period are measured at their nominal amounts. The nominal amount is calculated with regard to the rates expected to be paid on settlement of the liability.

Other long-term employee benefits which are expected to be settled beyond twelve months are measured as the present value of the estimated future cash outflows to be made by the Union in respect of services provided by employees up to reporting date.

Provision is made for separation and redundancy benefit payments. The Union recognises a provision for termination as part of a broader restructuring when it has developed a detailed formal plan for the terminations and has informed those employees affected that it will carry out the terminations. A provision for voluntary termination is recognised when the employee has accepted the offer of termination.

**THE MARITIME UNION OF AUSTRALIA DIVISION
AND ITS SUBSIDIARY AND BRANCHES
CONSTRUCTION, FORESTRY AND MARITIME EMPLOYEES UNION
ABN 93 047 659 794**

**NOTES TO THE FINANCIAL STATEMENTS
FOR THE YEAR ENDED 30 JUNE 2024**

1. Material Accounting Policy Information (cont)

g) Leases

The Union assesses at contract inception whether a contract is, or contains, a lease. That is, if the contract conveys the right to control the use of an identified asset for a period of time in exchange for consideration.

The Union as a Lessee

The Union applies a single recognition and measurement approach for all leases, except for short-term leases and leases of low-value assets. The Union recognises lease liabilities to make lease payments and right-of-use assets representing the right to use the underlying assets.

Right-of-use assets

The Union recognises right-of-use assets at the commencement date of the lease (i.e., the date the underlying asset is available for use). Right-of-use assets are measured at cost, less any accumulated depreciation and impairment losses, and adjusted for any remeasurement of lease liabilities. The cost of right-of-use assets includes the amount of lease liabilities recognised, initial direct costs incurred, and lease payments made at or before the commencement date less any lease incentives received. Right-of-use assets are depreciated on a straight-line basis over the shorter of the lease term and the estimated useful lives of the assets.

If ownership of the leased asset transfers to the Union at the end of the lease term or the cost reflects the exercise of a purchase option, depreciation is calculated using the estimated useful life of the asset. The right-of-use assets are also subject to impairment.

Lease liabilities

At the commencement date of the lease, the Union recognises lease liabilities measured at the present value of lease payments to be made over the lease term.

The lease payments include fixed payments (including in-substance fixed payments) less any lease incentives receivable, variable lease payments that depend on an index or a rate, and amounts expected to be paid under residual value guarantees. The lease payments also include the exercise price of a purchase option reasonably certain to be exercised by the Union and payments of penalties for terminating the lease, if the lease term reflects the Union exercising the option to terminate. Variable lease payments that do not depend on an index or a rate are recognised as expenses (unless they are incurred to produce inventories) in the period in which the event or condition that triggers the payment occurs.

In calculating the present value of lease payments, the Union uses the implicit the interest rate. After the commencement date, the amount of lease liabilities is increased to reflect the accretion of interest and reduced for the lease payments made. In addition, the carrying amount of lease liabilities is remeasured if there is a modification, a change in the lease term, a change in the lease payments (e.g., changes to future payments resulting from a change in an index or rate used to determine such lease payments) or a change in the assessment of an option to purchase the underlying asset.

**THE MARITIME UNION OF AUSTRALIA DIVISION
AND ITS SUBSIDIARY AND BRANCHES
CONSTRUCTION, FORESTRY AND MARITIME EMPLOYEES UNION
ABN 93 047 659 794**

**NOTES TO THE FINANCIAL STATEMENTS
FOR THE YEAR ENDED 30 JUNE 2024**

1. Material Accounting Policy Information (cont)

Short-term leases and leases of low-value assets

The Union's short-term leases are those that have a lease term of 12 months or less from the commencement. It also applies the lease of low-value assets recognition exemption to leases of equipment that are below \$10,000 in value. Lease payments on short-term leases and leases of low-value assets are recognised as expense on a straight-line basis over the lease term.

h) Borrowing Costs

All borrowing costs are recognised in profit and loss in the period in which they are incurred.

i) Financial assets

Contract assets and receivables

A contract asset is recognised when the Union's right to consideration in exchange goods or services that has transferred to the customer when that right is conditioned on the Union future performance or some other condition.

A receivable is recognised if an amount of consideration that is unconditional is due from the customer (i.e., only the passage of time is required before payment of the consideration is due).

Contract assets and receivables are subject to impairment assessment. Refer to accounting policies on impairment of financial assets below.

Initial recognition and measurement

Financial assets are classified, at initial recognition, and subsequently measured at amortised cost, fair value through other comprehensive income (OCI), or fair value through profit or loss.

The classification of financial assets at initial recognition depends on the financial asset's contractual cash flow characteristics and the Union's business model for managing them. With the exception of trade receivables that do not contain a significant financing component, the Union initially measures a financial asset at its fair value plus, in the case of a financial asset not at fair value through profit or loss, transaction costs.

In order for a financial asset to be classified and measured at amortised cost or fair value through OCI, it needs to give rise to cash flows that are 'solely payments of principal and interest' (SPPI) on the principal amount outstanding. This assessment is referred to as the SPPI test and is performed at an instrument level.

The Union's business model for managing financial assets refers to how it manages its financial assets in order to generate cash flows. The business model determines whether cash flows will result from collecting contractual cash flows, selling the financial assets, or both.

Purchases or sales of financial assets that require delivery of assets within a time frame established by regulation or convention in the market place (regular way trades) are recognised on the trade date, i.e., the date that the Union commits to purchase or sell the asset.

**THE MARITIME UNION OF AUSTRALIA DIVISION
AND ITS SUBSIDIARY AND BRANCHES
CONSTRUCTION, FORESTRY AND MARITIME EMPLOYEES UNION
ABN 93 047 659 794**

**NOTES TO THE FINANCIAL STATEMENTS
FOR THE YEAR ENDED 30 JUNE 2024**

1. Material Accounting Policy Information (cont)

Subsequent measurement

For purposes of subsequent measurement, financial assets are classified in two categories:

- (Other) financial assets at amortised cost
- (Other) financial assets at fair value through profit or loss

Financial assets at amortised cost

The Union measures financial assets at amortised cost if both of the following conditions are met:

- The financial asset is held within a business model with the objective to hold financial assets in order to collect contractual cash flows and
- The contractual terms of the financial asset give rise on specified dates to cash flows that are solely payments of principal and interest on the principal amount outstanding

Financial assets at amortised cost are subsequently measured using the effective interest (EIR) method and are subject to impairment. Gains and losses are recognised in profit or loss when the asset is derecognised, modified or impaired.

The Union's financial assets at amortised cost includes trade receivables and loans to related parties.

Financial assets at fair value through profit or loss (including designated)

Financial assets at fair value through profit or loss include financial assets held for trading, financial assets designated upon initial recognition at fair value through profit or loss, or financial assets mandatorily required to be measured at fair value. Financial assets are classified as held for trading if they are acquired for the purpose of selling or repurchasing in the near term. Derivatives, including separated embedded derivatives, are also classified as held for trading unless they are designated as effective hedging instruments. Financial assets with cash flows that are not solely payments of principal and interest are classified and measured at fair value through profit or loss, irrespective of the business model. Notwithstanding the criteria for debt instruments to be classified at amortised cost or at fair value through OCI, as described above, debt instruments may be designated at fair value through profit or loss on initial recognition if doing so eliminates, or significantly reduces, an accounting mismatch.

Financial assets at fair value through profit or loss are carried in the statement of financial position at fair value with net changes in fair value recognised in profit or loss, this includes investments.

Derecognition

A financial asset is derecognised when:

- The rights to receive cash flows from the asset have expired or
- The Union has transferred its rights to receive cash flows from the asset or has assumed an obligation to pay the received cash flows in full without material delay to a third party under a 'pass-through' arrangement; and either:
 - a) the Union has transferred substantially all the risks and rewards of the asset, or
 - b) the Union has neither transferred nor retained substantially all the risks and rewards of the asset, but has transferred control of the asset.

When the Union has transferred its rights to receive cash flows from an asset or has entered into a pass-through arrangement, it evaluates if, and to what extent, it has retained the risks and rewards of ownership.

**THE MARITIME UNION OF AUSTRALIA DIVISION
AND ITS SUBSIDIARY AND BRANCHES
CONSTRUCTION, FORESTRY AND MARITIME EMPLOYEES UNION
ABN 93 047 659 794**

**NOTES TO THE FINANCIAL STATEMENTS
FOR THE YEAR ENDED 30 JUNE 2024**

1. Material Accounting Policy Information (cont)

When it has neither transferred nor retained substantially all of the risks and rewards of the asset, nor transferred control of the asset, the Union continues to recognise the transferred asset to the extent of its continuing involvement together with associated liability.

Offsetting

Financial assets and financial liabilities are offset and the net amount is reported in the statement of financial position if there is a currently enforceable legal right to offset the recognised amounts and there is an intention to settle on a net basis, to realise the assets and settle the liabilities simultaneously.

Impairment

Expected credit losses

Receivables for goods and services, which have 30-day terms, are recognised at the nominal amounts due less any loss allowance due to expected credit losses at each reporting date. A provision matrix that is based on historical credit loss experience, adjusted for forward-looking factors specific to the debtors and the economic environment has been established.

(i) Trade receivables

For trade receivables that do not have a significant financing component, the Union applies a simplified approach in calculating expected credit losses (ECLs) which requires lifetime expected credit losses to be recognised from initial recognition of the receivables.

Therefore, the Union does not track changes in credit risk, but instead recognises a loss allowance based on lifetime ECLs at each reporting date. The Union has established a provision matrix that is based on its historical credit loss experience, adjusted for forward-looking factors specific to the debtors and the economic environment.

j) Financial Liabilities

Initial recognition and measurement

Financial liabilities are classified, at initial recognition, at amortised cost unless or at fair value through profit or loss.

All financial liabilities are recognised initially at fair value and, in the case of financial liabilities at amortised cost, net of directly attributable transaction costs.

The Union's financial liabilities include trade and other payables and borrowings.

Subsequent measurement

Financial liabilities at amortised cost

After initial recognition, trade payables and interest-bearing loans and borrowings are subsequently measured at amortised cost using the EIR method. Gains and losses are recognised in profit or loss when the liabilities are derecognised as well as through the EIR amortisation process.

**THE MARITIME UNION OF AUSTRALIA DIVISION
AND ITS SUBSIDIARY AND BRANCHES
CONSTRUCTION, FORESTRY AND MARITIME EMPLOYEES UNION
ABN 93 047 659 794**

**NOTES TO THE FINANCIAL STATEMENTS
FOR THE YEAR ENDED 30 JUNE 2024**

1. Material Accounting Policy Information (cont)

Derecognition

A financial liability is derecognised when the obligation under the liability is discharged or cancelled or expires. When an existing financial liability is replaced by another from the same lender on substantially different terms, or the terms of an existing liability are substantially modified, such an exchange or modification is treated as the derecognition of the original liability and the recognition of a new liability. The difference in the respective carrying amounts is recognised in profit or loss.

Liabilities relating to contracts with customers

Contract liabilities

A contract liability is recognised if a payment is received or a payment is due (whichever is earlier) from a customer before the Union transfers the related goods or services. Contract liabilities include deferred income. Contract liabilities are recognised as revenue when the Union performs under the contract (i.e. transfers control of the related goods or services to the customer).

k) Property, Plant and Equipment

Each class of property, plant and equipment is carried at cost or fair value less, where applicable, any accumulated depreciation and impairment losses.

Property

Freehold land and buildings are recognised initially at cost in the Statement of Financial Position. The initial cost of an asset includes an estimate of the cost of dismantling and removing the item and restoring the site on which it is located.

Revaluation

Following initial recognition at cost, land and buildings are carried at fair value less subsequent accumulated depreciation and accumulated impairment losses. Revaluations are performed with sufficient frequency such that the carrying amount of assets do not differ materially from those that would be determined using fair values as at the reporting date.

Revaluation adjustments are made on a class basis. Any revaluation increment is credited to equity under the heading of asset revaluation reserve except to the extent that it reversed a previous revaluation decrement of the same asset class that was previously recognised in the surplus/deficit. Revaluation decrements for a class of assets are recognised directly in the profit or loss except to the extent that they reverse a previous revaluation increment for that class. Any accumulated depreciation as at the revaluation date is eliminated against the gross carrying amount of the asset and the asset is restated to the revalued amount.

Plant and equipment

Plant and equipment are measured on the cost basis less depreciation and impairment losses. The carrying amount of plant and equipment is reviewed annually to ensure it is not in excess of the recoverable amount from those assets. The recoverable amount is assessed on the basis of the expected net cash flows that will be received from the assets employment and subsequent disposal.

**THE MARITIME UNION OF AUSTRALIA DIVISION
AND ITS SUBSIDIARY AND BRANCHES
CONSTRUCTION, FORESTRY AND MARITIME EMPLOYEES UNION
ABN 93 047 659 794**

**NOTES TO THE FINANCIAL STATEMENTS
FOR THE YEAR ENDED 30 JUNE 2024**

1. Material Accounting Policy Information (cont)

Subsequent costs are included in the assets carrying amount or recognised as a separate asset, as appropriate, only when it is probable that future economic benefits associated with the item will flow to the Union and the cost of the item can be measured reliably. All other repairs and maintenance are charged to the Statement of Comprehensive Income during the financial period in which they are incurred.

Depreciation

The depreciable amount of all fixed assets, including buildings and capitalised lease assets, is depreciated on a straight-line basis over the asset's useful life commencing from the time the asset is held ready for use. Leasehold improvements are depreciated over the shorter of either the unexpired period of the lease or the estimated useful lives of the improvements.

The depreciation rates used for each class of depreciable assets are:

Class of fixed asset	Effective life (years)	Depreciation Rate
Buildings	40	2.00%
Plant and Equipment	15	6.85%
Office Equipment	5	20.0%
Office Furniture	6.6	15.0%
Motor Vehicles	8	12.5%

The assets' residual values and useful lives are reviewed, and adjusted if appropriate, at the end of each reporting period.

An asset's carrying amount is written down immediately to its recoverable amount if the asset's carrying amount is greater than its estimated recoverable amount.

Derecognition

An item of land, buildings, plant and equipment is derecognised upon disposal or when no future economic benefits are expected from its use or disposal. Any gain or loss arising on the disposal or retirement of an item of property, plant and equipment is determined as the difference between the sales proceeds and the carrying amount of the asset and is recognised in the profit and loss.

Gains and losses from disposal of assets are recognised when control of the asset has passed to the buyer.

l) Investment Properties

Investment properties are properties held to earn rentals and/or for capital appreciation (including property under construction for such purposes). Investment properties are measured initially at its cost, including transaction costs. Subsequent to initial recognition, investment properties are measured at fair value.

Gains and losses arising from changes in the fair value of investment properties are included in profit and loss in the period in which they arise.

An investment property is derecognised upon disposal or when the investment property is permanently withdrawn from use and no future economic benefits are expected from the disposal. Any gain or loss arising on derecognition of the property (calculated as the difference between the net disposal proceeds and the carrying amount of the asset) is included in profit or loss in the period in which the property is derecognised.

**THE MARITIME UNION OF AUSTRALIA DIVISION
AND ITS SUBSIDIARY AND BRANCHES
CONSTRUCTION, FORESTRY AND MARITIME EMPLOYEES UNION
ABN 93 047 659 794**

**NOTES TO THE FINANCIAL STATEMENTS
FOR THE YEAR ENDED 30 JUNE 2024**

1. Material Accounting Policy Information (cont)

m) Impairment of Non-Financial Assets

All assets are assessed for impairment at the end of each reporting period to the extent that there is an impairment trigger. Where indications of impairment exist, the asset's recoverable amount is estimated and an impairment adjustment made if the asset's recoverable amount is less than its carrying amount.

n) Fair Value Measurement

The Union measures financial instruments, such as, financial asset as at fair value through the profit & loss and non-financial assets such as land and buildings and investment properties, at fair value at each balance sheet date.

Fair value is the price that would be received to sell an asset or paid to transfer a liability in an orderly transaction between market participants at the measurement date. The fair value measurement is based on the presumption that the transaction to sell the asset or transfer the liability takes place either:

- In the principal market for the asset or liability, or
- In the absence of a principal market, in the most advantageous market for the asset or liability

The principal or the most advantageous market must be accessible by the Union. The fair value of an asset or a liability is measured using the assumptions that market participants would use when pricing the asset or liability, assuming that market participants act in their economic best interest.

A fair value measurement of a non-financial asset takes into account a market participant's ability to generate economic benefits by using the asset in its highest and best use or by selling it to another market participant that would use the asset in its highest and best use.

The Union uses valuation techniques that are appropriate in the circumstances and for which sufficient data are available to measure fair value, maximising the use of relevant observable inputs and minimising the use of unobservable inputs.

All assets and liabilities for which fair value is measured or disclosed in the financial statements are categorised within the fair value hierarchy, described as follows, based on the lowest level input that is significant to the fair value measurement as a whole:

- Level 1—Quoted (unadjusted) market prices in active markets for identical assets or liabilities
- Level 2—Valuation techniques for which the lowest level input that is significant to the fair value measurement is directly or indirectly observable
- Level 3—Valuation techniques for which the lowest level input that is significant to the fair value measurement is unobservable

For assets and liabilities that are recognised in the financial statements on a recurring basis, the Union determines whether transfers have occurred between Levels in the hierarchy by re-assessing categorisation (based on the lowest level input that is significant to the fair value measurement as a whole) at the end of each reporting period.

External valuers are involved for valuation of significant assets, such as land and buildings and investment properties. Selection criteria include market knowledge, reputation, independence and whether professional standards are maintained. For the purpose of fair value disclosures, the Union has determined classes of assets and liabilities on the basis of the nature, characteristics and risks of the asset or liability and the level of the fair value hierarchy.

**THE MARITIME UNION OF AUSTRALIA DIVISION
AND ITS SUBSIDIARY AND BRANCHES
CONSTRUCTION, FORESTRY AND MARITIME EMPLOYEES UNION
ABN 93 047 659 794**

**NOTES TO THE FINANCIAL STATEMENTS
FOR THE YEAR ENDED 30 JUNE 2024**

1. Material Accounting Policy Information (cont)

o) Cash and Cash Equivalents

Cash is recognised at its nominal amount. Cash and cash equivalents include cash on hand, deposits available on demand with banks, other short-term highly liquid investments with original maturities of three months or less that are readily convertible to known amounts of cash and subject to insignificant risk of changes in value, and bank overdrafts, are reported within short-term borrowings in current liabilities in the statement of financial position.

p) Inventories on Hand

Inventories are measured at the lower of cost and net realisable value. Costs of purchased inventory are determined after deducting rebates and discounts. Net realisable value is the estimated selling price in the ordinary course of business less the estimated costs of completion and the estimated costs necessary to make the sale.

q) Trade and Other Receivables

Trade and other receivables include amounts due from member contributions as well as amounts receivable from customers for goods sold and services provided in the ordinary course of business. Receivables expected to be collected within 12 months of the end of the reporting period are classified as current assets. All other receivables are classified as non-current assets.

Accounts receivables are initially recognised at fair value and subsequently measured at amortised cost using the effective interest rate method, less any provision for expected credit losses.

r) Trade and Other Payables

Trade and other payables represent the liability outstanding at the end of the reporting period for goods and services received by the Union during the reporting period, which remain unpaid. The balance is recognised as a current liability with the amounts normally paid within 30 days of recognition of the liability.

s) Accrued Expenditure

Accruals are recognised when there is a definitive commitment and where an obligation for the Union has arisen. Usually the Union accrues for the international conferences, election expenses, legal fees, and any other payables for which the Union has an estimate.

Estimates are based on past year trends and current factors which may have an impact on the Union's obligations. During the current financial year the Union accrued for Union elections, international and national conferences.

t) Critical Accounting Estimates and Judgements and Key Sources of Estimation Uncertainty

The following accounting assumptions or estimates have been identified that have a significant risk of causing a material adjustment to the carrying amounts of assets and liabilities within the next reporting period.

Estimation of useful lives of assets

The Union determines the estimated useful lives and related depreciation of assets. The useful lives can change from time to time due to technical innovations or some other events.

**THE MARITIME UNION OF AUSTRALIA DIVISION
AND ITS SUBSIDIARY AND BRANCHES
CONSTRUCTION, FORESTRY AND MARITIME EMPLOYEES UNION
ABN 93 047 659 794**

**NOTES TO THE FINANCIAL STATEMENTS
FOR THE YEAR ENDED 30 JUNE 2024**

1. Material Accounting Policy Information (cont)

Fair value measurement hierarchy

The consolidated entity is required to classify all assets and liabilities, measured at fair value, using a three level hierarchy, based on the lowest level of input that is significant to the entire fair value measurement, being:

Level 1: Quoted prices (unadjusted) in active markets for identical assets or liabilities that the entity can access at the measurement date; Level 2: Inputs other than quoted prices included within Level 1 that are observable for the asset or liability, either directly or indirectly; and Level 3: Unobservable inputs for the asset or liability. Considerable judgement is required to determine what is significant to fair value and therefore which category the asset or liability is placed in can be subjective. Refer to Note 17 for further details.

Allowance for expected credit losses

The allowance for expected credit losses assessment requires a degree of estimation and judgement. It is based on the lifetime expected credit loss, grouped based on days overdue, and makes assumptions to allocate an overall expected credit loss rate for each group/debtor. These assumptions include recent and historical collection rates, and forward-looking information that is available. The allowance for expected credit losses, as disclosed in note 6(b), is calculated based on the information available at the time of preparation. The actual credit losses in future years may be higher or lower.

u) Information to be Provided to Members or the Commissioner

In accordance with the requirements of the *Fair Work (Registered Organisation) Act 2009* the attention of members is drawn to the following sub sections of Section 272 of the Act which read as follows:

- i). A member of a reporting unit, or the General Manager, may apply to the reporting unit for specified prescribed information in relation to the reporting unit to be made available to the person making the application.
- ii). The application must be in writing and must specify the period within which, and the manner in which, the information is to be made available. The period must not be less than 14 days after the application is given to the reporting unit.
- iii). A reporting unit must comply with an application made under subsection (1).

v) Comparative Figures

When required by Accounting Standards, comparative figures have been adjusted to conform to changes in presentation for the current financial year.

w) Contingent Liabilities and Contingent Assets

Contingent liabilities and contingent assets are not recognised in the Statement of Financial Position but are reported in the relevant notes. They may arise from uncertainty as to the existence of a liability or asset or represent an existing liability or asset in respect of which the amount cannot be reliably measured. Contingent assets are disclosed when settlement is probable but not virtually certain, and contingent liabilities are disclosed when settlement is greater than remote.

**THE MARITIME UNION OF AUSTRALIA DIVISION
AND ITS SUBSIDIARY AND BRANCHES
CONSTRUCTION, FORESTRY AND MARITIME EMPLOYEES UNION
ABN 93 047 659 794**

**NOTES TO THE FINANCIAL STATEMENTS
FOR THE YEAR ENDED 30 JUNE 2024**

1. Material Accounting Policy Information (cont)

x) Going Concern

The MUA Division of the Construction, Forestry and Maritime Employees Union is not reliant on the agreed financial support of another reporting unit to continue on a going concern basis.

	Note	Consolidated	
		2024	2023
2. Revenue		\$	\$
Revenue from Members and Other Reporting Units			
Membership subscriptions		22,265,351	20,713,337
Union sales		80,290	79,560
Capitation fees received		-	-
Recovery of wages		-	-
Compulsory levies & voluntary contributions		-	-
Revenue from other reporting units	18	28,515	11,619
Total Revenue from Members and Other Reporting Units		<u>22,374,156</u>	<u>20,804,516</u>
Other Revenue			
Donations received		336,515	250,308
Rent received		849,122	771,499
Directors fees		93,255	334,390
Commission income		505,169	464,110
Other income		1,224,915	1,065,959
Total Other Revenue		<u>3,008,976</u>	<u>2,886,266</u>
Grant Income			
Grants		-	<u>138,377</u>

Grants include contracts with companies for (a) providing statistical and industry data to enable workforce planning and (b) to improve a property and construct a training facility in one of the Union's properties.

(a) Disaggregation of revenue

A disaggregation of the Union's income by source and by timing is presented below:

Income funding sources

Members	22,345,641	20,792,897
Other reporting Units	28,515	135,267
Government	-	-
Other parties	3,008,976	2,839,258
	<u>25,383,132</u>	<u>23,767,422</u>

Timing of income recognition

Over time	22,265,351	20,851,714
At a point in time	3,117,781	2,915,708
	<u>25,383,132</u>	<u>23,767,422</u>

**THE MARITIME UNION OF AUSTRALIA DIVISION
AND ITS SUBSIDIARY AND BRANCHES
CONSTRUCTION, FORESTRY AND MARITIME EMPLOYEES UNION
ABN 93 047 659 794**

**NOTES TO THE FINANCIAL STATEMENTS
FOR THE YEAR ENDED 30 JUNE 2024**

	Note	Consolidated	
		2024	2023
		\$	\$
2. Revenue (cont)			
(b) Income & Expenses from Non-operating Activities			
Gain from financial assets at fair value through profit and loss		645,626	504,702
Dividend income on managed funds		(53,238)	363,756
Interest received on deposits		211,615	125,358
Interest received on loans		2,968	772
Foreign exchange gain		94	178
Gain on sale of non-current assets		49,884	39,365
Gain on revaluation of investment properties		1,305,000	-
Other income		2,161,949	1,034,131
3. Expenses			
(a) Employee expenses			
<i>Officials</i>			
Salaries and wages		7,284,316	6,355,973
Annual leave entitlement		251,475	286,972
Long service leave entitlement		241,854	19,754
Superannuation contributions		598,953	557,791
Other employment costs		1,068,253	848,389
		9,444,851	8,068,879
<i>Other employees</i>			
Salaries and wages		2,790,751	2,431,907
Annual leave entitlement		491,597	346,214
Long service leave entitlement		129,716	103,552
Superannuation contributions		867,017	728,587
Staff and member training		59,719	31,403
Separation and redundancies		-	-
Other employment costs		628,262	603,378
		4,967,062	4,245,041
Total employee expenses		14,411,913	12,313,920
(b) Depreciation for non-current assets			
Buildings and investment property		416,139	412,849
Plant and equipment		551,453	517,856
Right of use asset		39,727	46,576
Total depreciation	8,9	1,007,319	977,281

**THE MARITIME UNION OF AUSTRALIA DIVISION
AND ITS SUBSIDIARY AND BRANCHES
CONSTRUCTION, FORESTRY AND MARITIME EMPLOYEES UNION
ABN 93 047 659 794**

**NOTES TO THE FINANCIAL STATEMENTS
FOR THE YEAR ENDED 30 JUNE 2024**

	Consolidated	
	2024	2023
	\$	\$
3. Expenses (cont)		
(c) Administration expenses		
<i>Donations</i>		
- Total paid that were \$1,000 or less	40,172	30,199
- Total paid that exceeded \$1,000	284,146	295,202
<i>Grants</i>		
- Total paid that were \$1,000 or less	-	-
- Total paid that exceeded \$1,000	-	-
	324,318	325,401
<i>Remuneration of auditors</i>		
- Audit services	209,120	127,000
- Other services	2,846	-
	211,966	127,000
IT and telecommunications	870,774	702,779
Consultants	473,473	548,405
General expenses	1,584,726	1,580,010
Total Administration expenses	3,465,257	3,283,595
(d) Member services expenses		
<i>Legal expenses</i>		
- Litigation	572,471	3,318,540
- Other legal expense	444,485	74,859
	1,016,956	3,393,399
Conferences and meeting expenses	2,002,348	2,510,219
Fees/allowances - conferences and meetings	298,387	316,835
Travelling	179,943	115,311
Branch activities	748,522	864,851
Other membership services	212,743	395,684
	3,441,943	4,202,900

**THE MARITIME UNION OF AUSTRALIA DIVISION
AND ITS SUBSIDIARY AND BRANCHES
CONSTRUCTION, FORESTRY AND MARITIME EMPLOYEES UNION
ABN 93 047 659 794**

**NOTES TO THE FINANCIAL STATEMENTS
FOR THE YEAR ENDED 30 JUNE 2024**

3. Expenses (cont)	Note	Consolidated	
		2024	2023
		\$	\$
(d) Member services expenses (cont)			
<i>Affiliation fees and levies</i>			
Australian Labor Party		65,769	70,661
International Transport Workers Federation		43,656	39,236
Unions NSW - Trades & Labour Council		22,126	23,269
Unions NT - Trades & Labour Council		1,731	1,618
Unions QLD - Trades & Labour Council		15,037	13,628
Unions SA - Trades & Labour Council		9,434	5,439
Unions TAS - Trades & Labour Council		8,643	5,569
Unions VIC - Trades & Labour Council		20,279	20,246
Unions WA - Trades & Labour Council		23,048	7,802
Australia Asia Worker Links		1,400	800
APHEDA		2,148	3,580
Union Shopper		2,304	1,125
International Dockworkers Council		14,785	35,900
Independent and Peaceful Australia Network		200	200
3CR Radio		1,750	1,750
Workers Health		707	683
Asbestos Victims Association SA		250	227
Reconcillation SA		500	455
Melbourne Maritime Heritage Network		30	50
Australian Fair Trade & Investment Network		330	-
International League of Peoples' Struggle		600	-
South Townsville Bowls		909	-
Australian Palestine Advocacy Network		-	400
Labour History Society		-	91
MUA Veterans Association		-	477
Muriel Matters Society		-	50
Capitation fees paid to CFMEU	18	277,108	236,804
		512,744	470,060
Total Member services expenses		4,971,643	8,066,359
(e) Other expenses			
Occupancy & rental expenses		1,649,563	1,330,191
Consideration to employers for payroll deductions		-	-
Penalties - via RO Act or RO Regulations		-	-
Total Other expenses		1,649,563	1,330,191

**THE MARITIME UNION OF AUSTRALIA DIVISION
AND ITS SUBSIDIARY AND BRANCHES
CONSTRUCTION, FORESTRY AND MARITIME EMPLOYEES UNION
ABN 93 047 659 794**

**NOTES TO THE FINANCIAL STATEMENTS
FOR THE YEAR ENDED 30 JUNE 2024**

	Note	Consolidated	
		2024	2023
		\$	\$
4. Cash and Cash Equivalents			
Cash at banks and on hand		3,792,321	3,782,704
Deposits at call		1,961,529	2,001,527
		5,753,850	5,784,231
5. Inventories on Hand			
Union merchandise		154,706	171,283
		154,706	171,283
6. Trade and Other Receivables			
CURRENT			
Trade debtors		321,517	425,767
Loans receivable	6(a)	18,734	15,129
Other receivables		95,853	70,604
Prepayments		18,831	48,548
Receivable from other reporting unit		-	-
Receivable from other related parties		-	-
Provision for expected credit losses	6(b)	(47,064)	(91,214)
		407,871	468,834
NON-CURRENT			
Loans receivable	6(a)	-	-
		407,871	468,834
(a) Loans Receivables			
Repayments paid during the period		-	-
Part of the loans receivable is secured by mortgage over a residential property and are made on normal commercial terms and conditions.			
(b) The movement in the allowance for expected credit losses of trade and other receivables is as follows (none of which relates to another reporting unit):			
At 1 July		(91,214)	(121,604)
(Provision for)/reversal of expected credit losses		44,150	30,390
Write-off		-	-
At 30 June		(47,064)	(91,214)

**THE MARITIME UNION OF AUSTRALIA DIVISION
AND ITS SUBSIDIARY AND BRANCHES
CONSTRUCTION, FORESTRY AND MARITIME EMPLOYEES UNION
ABN 93 047 659 794**

**NOTES TO THE FINANCIAL STATEMENTS
FOR THE YEAR ENDED 30 JUNE 2024**

	Consolidated	
	2024	2023
	\$	\$
6. Trade and Other Receivables (cont)		
(c) Contract Assets and Liabilities		
The Union has recognised the following assets and liabilities related to contracts with members:		
Contract assets	531,021	329,877
Contract liabilities	(701,146)	(818,631)
Contract assets represents member contributions owing by members while contract liabilities represent member contributions paid in advance by members. All such assets and liabilities are current.		
There were no significant changes between the contract asset and contract liability amounts between this financial year and last year.		
Unsatisfied performance obligations		
The were no remaining performance obligations (unsatisfied or partially unsatisfied) as at 30 June 2024 (2023: Nil) in relation to the contract assets. While 100% of the contract liabilities are for performance obligations to be satisfied in the next financial year. The Union expects that 100% of the transaction price allocated to remaining performance obligations is expected to be recognised as revenue within one year. These performance obligations primarily relate to trade union services to members who paid in advance.		
7. Investments		
Managed funds at fair value through profit and loss	7,487,809	8,406,604
Short term deposits	2,013,646	2,366,987
Shares - other entities	33,328	26,611
	9,534,783	10,800,202

**THE MARITIME UNION OF AUSTRALIA DIVISION
AND ITS SUBSIDIARY AND BRANCHES
CONSTRUCTION, FORESTRY AND MARITIME EMPLOYEES UNION
ABN 93 047 659 794**

**NOTES TO THE FINANCIAL STATEMENTS
FOR THE YEAR ENDED 30 JUNE 2024**

**8. Property, Plant and Equipment
Consolidated**

	Land & Buildings	Plant & Equipment	Office Equipment	Office Furniture	Motor Vehicles	Right of Use Asset	Total
	\$	\$	\$	\$	\$	\$	\$
Balance at 1 July 2023	50,034,363	1,911,925	3,373,823	1,598,227	1,875,835	232,880	59,027,053
Additions	290,620	174,717	104,142	39,213	698,976	297,953	1,605,621
Disposals	-	-	-	-	(329,158)	-	(329,158)
Revaluation	6,637,538	-	-	-	-	-	6,637,538
Adjustment	(243,686)	-	-	-	-	-	(243,686)
Balance at 30 June 2024	56,718,835	2,086,642	3,477,965	1,637,440	2,245,653	530,833	66,697,368
Accumulated Depreciation:							
Balance at 30 June 2023	(1,543,826)	(1,212,498)	(2,723,402)	(1,372,390)	(1,125,772)	(163,016)	(8,140,904)
Depreciation	(416,139)	(84,715)	(213,470)	(53,078)	(200,190)	(39,727)	(1,007,319)
Disposals	-	-	-	-	265,586	-	265,586
Adjustment	243,686	-	-	-	-	-	243,686
Balance at 30 June 2024	(1,716,279)	(1,297,213)	(2,936,872)	(1,425,468)	(1,060,376)	(202,743)	(8,638,951)
Carrying Value							
As at 30 June 2023	48,490,537	699,427	650,421	225,837	750,063	69,864	50,886,149
As at 30 June 2024	55,002,556	789,429	541,093	211,972	1,185,277	328,090	58,058,417

**THE MARITIME UNION OF AUSTRALIA DIVISION
AND ITS SUBSIDIARY AND BRANCHES
CONSTRUCTION, FORESTRY AND MARITIME EMPLOYEES UNION
ABN 93 047 659 794**

**NOTES TO THE FINANCIAL STATEMENTS
FOR THE YEAR ENDED 30 JUNE 2024**

8. Property, Plant and Equipment (cont)

Land and buildings consist of commercial and residential properties. Management determined that each constitutes one class of asset under AASB 13 Fair Value Measurement, based on the nature, characteristics and risks of the property. The Union values its land and buildings every 4 years.

Fair value of the properties was determined by using a combination of market comparable method, redevelopment method and income capitalisation (IC) method. Market comparable method means that valuations performed by the valuer are based on active market prices, significantly adjusted for the difference in the nature, location or condition of the specific property.

In 2024, the formal valuations were performed and/or coordinated by Herron Todd White and CBRE, accredited independent valuers with recognised and relevant professional qualifications and with recent experience in the location and categories of the properties being valued.

9. Investment Property at Fair Value

Opening Balance

Less: Accumulated Depreciation

Net gain from fair value adjustment

Closing Balance

	Consolidated	
	2024	2023
	\$	\$
	4,695,000	4,695,000
	-	-
	1,305,000	-
	<u>6,000,000</u>	<u>4,695,000</u>

The fair value of completed investment property has been determined on a market value basis in accordance with International Valuation Standards, as set out by the International Valuation Standards Council. In arriving at their estimates of market values, the valuers have used their market knowledge and professional judgement and not only relied on historical transactional comparable.

The highest and best use of the investment property is not considered to be different from its current use.

Rental income earned and received from the investment property during the year was \$273,663 (2023: \$240,801). The rental yields for the investment properties ranges between 2% - 6% (2023: 2% - 6%).

The fair value of investment property is determined using recognised valuation techniques. These techniques comprise both the Market Comparable method and income capitalisation (IC) method.

In 2024, the formal valuations were performed and/or coordinated by Herron Todd White and CBRE, accredited independent valuers with recognised and relevant professional qualifications and with recent experience in the location and categories of the properties being valued.

The fair value of investment property is included within Level 3, in relation to capitalisation rates (Note 17) as a significant unobservable input.

**THE MARITIME UNION OF AUSTRALIA DIVISION
AND ITS SUBSIDIARY AND BRANCHES
CONSTRUCTION, FORESTRY AND MARITIME EMPLOYEES UNION
ABN 93 047 659 794**

**NOTES TO THE FINANCIAL STATEMENTS
FOR THE YEAR ENDED 30 JUNE 2024**

10. Leases

Union as a lessee

The Union has a lease over its printing equipments around the country. The lease term is 5 years with no increases in the lease payments for the life of the lease.

Information relating to the lease in place and associated balances and transactions are provided below:

	Note	Consolidated	
		2024	2023
		\$	\$
Right-of-use assets			
Balance at beginning of year		69,864	84,297
Additions		297,953	-
Depreciation charge		(39,727)	-
Adjustment		-	(14,433)
Balance at end of year		328,090	69,864

Statement of Comprehensive Income

The amounts recognised in the statement of comprehensive income relating to leases where the Union is a lessee are shown below:

Interest expense on lease liabilities	15,175	4,042
Expenses relating to short-term leases	91,958	82,609
Expenses relating to leases of low-value assets	12,543	14,538
	119,676	101,189

Statement of Cash Flow

Total cash outflow for leases	104,501	155,631
-------------------------------	----------------	----------------

Union as a lessor

The Union has a few properties or parts of properties available for rent

Rent income		
From investment property	273,663	240,801
From land and buildings	557,022	525,844
Others	18,437	4,854
Total Rent Income	2	849,122
		771,499

Amounts included in the income statement relating to operating leases disclosed above includes income from subleasing parts of Union occupied land and buildings and contains variable lease payments that depend on an index or a rate.

**THE MARITIME UNION OF AUSTRALIA DIVISION
AND ITS SUBSIDIARY AND BRANCHES
CONSTRUCTION, FORESTRY AND MARITIME EMPLOYEES UNION
ABN 93 047 659 794**

**NOTES TO THE FINANCIAL STATEMENTS
FOR THE YEAR ENDED 30 JUNE 2024**

	Note	Consolidated	
		2024	2023
		\$	\$
11. Trade and Other Payables			
CURRENT			
Trade creditors		1,371,771	2,569,059
Accruals and other provisions		44,552	471,305
Other creditors		352,368	(337,888)
Revenue in advance		94,000	184,284
Payable to other reporting unit	18	-	7,142
Lease liability		295,543	77,531
Legal costs - litigations		103,845	122,469
Legal costs - other matters		-	-
Consideration to employers for payroll deduction		-	-
		2,262,079	3,093,902
NON-CURRENT			
Revenue in advance		59,586	94,000
		59,586	94,000
		2,321,665	3,187,902
12. Employee Provisions			
CURRENT			
Annual leave			
Officials		849,213	766,820
Employees		1,324,602	1,166,072
Long service leave			
Officials		802,685	669,831
Employees		642,538	571,517
		3,619,038	3,174,240
NON-CURRENT			
Officials			
Long service leave		175,749	47,574
Separation and redundancies		-	-
Employees			
Long service leave		377,478	318,781
Separation and redundancies		-	-
		553,227	366,355
Aggregate employee benefit liability		4,172,265	3,540,595

**THE MARITIME UNION OF AUSTRALIA DIVISION
AND ITS SUBSIDIARY AND BRANCHES
CONSTRUCTION, FORESTRY AND MARITIME EMPLOYEES UNION
ABN 93 047 659 794**

**NOTES TO THE FINANCIAL STATEMENTS
FOR THE YEAR ENDED 30 JUNE 2024**

	Consolidated	
	2024	2023
	\$	\$
13. Borrowings		
Current	462,534	449,735
Non-Current	8,923,456	9,162,284
	9,385,990	9,612,019

These loans are secured by a mortgage over one of the Union's land and building with fair value of \$28,818,120 (2023: \$25,000,000).

The Union's borrowings are subject to financial covenants. During the financial period and at period end, the Union was in compliance with those covenants.

14. General Reserves

The fighting fund was set up to advance the defence of the Union's interest.

	17,989	18,739
--	--------	--------

Ongoing contributions to the fighting fund by the Union will be dependent on prevailing requirements.

General Reserves

Appeal and Welfare Fund	1,383,614	1,354,629
Point Peron Fund	162,176	293,729
State Conference Reserve	157,989	157,989
Sustenance Fund	489,339	489,339
Special Purpose Fund	6,683	6,683
Sick and Accident Fund	124,217	113,661
Divers Fighting Fund	44,361	43,686
	2,368,379	2,459,716

The members of the Fremantle Port Committee pays additional levies to build up the Sickness, Accident and Funeral Fund (known as *Appeal and Welfare Fund*). The fund is used to provide financial assistance/benefits to members in distress and in hospital. It also provides funeral and death benefits and also assist widows and dependant children of deceased members. The fund is governed by rules and are accounted for appropriately as part of the Western Australian Divisional Branch's normal transactions.

The Western Australian Divisional Branch entered into a Lease Agreement with the Conservation and Land Management Executive Body of Western Australia, for *Point Peron* Site to be used for members recreation. The members contribute levies to the fund which are used to manage the site. Members also pay rent as they use the recreational site.

The *Sustenance and Special Purpose Fund* (held by the Sydney Divisional Branch) was set up to provide members assistance in their time of need and special branch actions.

**THE MARITIME UNION OF AUSTRALIA DIVISION
AND ITS SUBSIDIARY AND BRANCHES
CONSTRUCTION, FORESTRY AND MARITIME EMPLOYEES UNION
ABN 93 047 659 794**

**NOTES TO THE FINANCIAL STATEMENTS
FOR THE YEAR ENDED 30 JUNE 2024**

14. General Reserves (cont)

The *Divers Fighting Fund* (held by the Victorian Divisional Branch) was set up by members working in the offshore diving industry and is utilised for the benefit of divers in need or other activities related to the offshore diving industry. The *Sick and Accident Fund*, on the other hand was set up to provide Victorian members assistance in their time of need through specific fund raising campaigns or donations.

Consolidated	
2024	2023
\$	\$

15. Cash Flow

(a) Reconciliation of Cash

Cash at the end of the financial period as shown in the Statement of Cash Flows is represented as:

Cash at bank and on hand	3,792,321	3,782,704
Deposits at call	1,961,529	2,001,527
	<u>5,753,850</u>	<u>5,784,231</u>

(b) Reconciliation of Cash Flow from Operations with Net (Deficit) for the Year

Net (deficit) for the year (96,515) (1,715,521)

Adjustments for:

Depreciation	967,592	884,129
Amortisation of deferred rent	124,698	32,572
Bad debts (reversal)/expense	-	(10,620)
Reinvestment of interest to short term deposits	-	(16,093)
Loss on disposal of non current asset	49,884	39,365
Provisions for union elections & quadrennial conference - movement	(388,856)	(102,417)
Gain from financial assets at fair value through profit and loss	(592,388)	(868,458)
Revaluation of properties	37,879	-
Interest on Lease Liability	-	4,042

Changes in assets and liabilities :

Decrease in trade and other receivables	64,572	121,299
Decrease in inventory	16,573	15,158
(Increase)/decrease in contract assets	(201,144)	9,236
(Decrease)/increase in trade and other payables	(959,956)	201,892
Increase in employee provisions	631,670	372,520
(Decrease) in contract liabilities	(117,485)	(9,210)
Cash flows from operations	<u>(463,476)</u>	<u>(1,042,106)</u>

(c) Cash Flow Information

Cash inflows		
Income received from CFMEU	31,367	12,781
Total cash inflows	<u>31,367</u>	<u>12,781</u>

**THE MARITIME UNION OF AUSTRALIA DIVISION
AND ITS SUBSIDIARY AND BRANCHES
CONSTRUCTION, FORESTRY AND MARITIME EMPLOYEES UNION
ABN 93 047 659 794**

**NOTES TO THE FINANCIAL STATEMENTS
FOR THE YEAR ENDED 30 JUNE 2024**

15. Cash Flow (cont)

	Consolidated	
	2024	2023
	\$	\$
Cash outflows		
Expenses paid to CFMEU	372,923	358,529
Total cash outflows	372,923	358,529

16. Financial Risk Management

Specific Financial Risk Exposures and Management

The main risks the Union is exposed to through its financial instruments are credit risk, interest rate risk and equity price risk.

a. Credit risk

Credit risk is managed through maintaining procedures (such as the utilisation of systems for the approval, granting and removal of credit limits, regular monitoring of exposure against such limits and monitoring of the financial stability of significant customers and counterparties) ensuring, to the extent possible, that members and counterparties to transactions are of sound credit worthiness.

Risk is also minimised through investing surplus funds in financial institutions that maintain a high credit rating or in entities that the committee has otherwise cleared as being financially sound.

Credit risk exposures

The Union has no significant concentration of credit risk with any single counterparty or group of counterparties. The maximum exposure to credit risk by class of recognised financial assets at the end of the reporting period is equivalent to the carrying value and classification of those financial assets (net of any provisions) as presented in the Statement of Financial Position.

b. Interest rate risk

Exposure to interest rate risk arises on cash and investments held to maturity and long term borrowings recognised at the end of the reporting period whereby a future change in interest rates will affect future cash flows.

c. Price risk

Price risk relates to the risk that the fair value or future cash flows of a financial instrument will fluctuate because of changes in market prices of securities held.

The Union is exposed to securities price risk on financial assets at fair value through profit & loss. Such risk is managed through diversification of investments across industries and geographic locations. The Union's investments are held in diversified management fund portfolios.

Sensitivity analysis

The following table illustrates sensitivities to the Union's exposure to changes in interest rates and equity prices. The table indicates the impact on how profit and equity values reporting at the end of the reporting period would have been affected by changes in the relevant risk variable that management considers to be reasonably possible. These sensitivities assume that the movement in a particular variable is independent of other variables.

**THE MARITIME UNION OF AUSTRALIA DIVISION
AND ITS SUBSIDIARY AND BRANCHES
CONSTRUCTION, FORESTRY AND MARITIME EMPLOYEES UNION
ABN 93 047 659 794**

**NOTES TO THE FINANCIAL STATEMENTS
FOR THE YEAR ENDED 30 JUNE 2024**

16. Financial Risk Management (cont)

	Profit \$	Equity \$
Year ended 30 June 2024		
+/- 2% in interest rates	79,978/(79,978)	79,978/(79,978)
+/- 10% in fair value of financial assets	752,114/(752,114)	752,114/(752,114)
Year ended 30 June 2023		
+/- 2% in interest rates	87,673/(87,673)	87,673/(87,673)
+/- 10% in fair value of financial assets	843,322/(843,322)	843,322/(843,322)

d. Liquidity risk

Vigilant liquidity risk management requires the Union to maintain sufficient liquid assets (mainly cash, cash equivalents and investments) to be able to pay debts as and when they become due and payable.

The Union manages liquidity risk by maintaining adequate cash reserves by continuously monitoring actual and forecast cash flows and matching the maturity profiles of financial assets and liabilities.

Remaining Contractual Maturities

The following tables detail the Union's remaining contractual maturity for its financial liabilities. The tables have been drawn up based on the undiscounted cash flows of financial liabilities based on the earliest date on which the financial liabilities are required to be paid. The tables include both interest and principal cash flows disclosed as remaining contractual maturities and therefore these totals may differ from their carrying amount in the statement of financial position.

	Weighted Average Effective Interest Rate	1 year or less	Between 1 & 2 years	Between 2 & 5 years	Over 5 years	Remaining contractual maturities
	%	\$	\$	\$	\$	\$
Consolidated - 2024						
Financial Liabilities						
<i>Non interest bearing</i>						
Trade and other payables	-	2,169,313	180,367	250,269	-	2,599,949
Employee provisions	-	3,619,038	120,239	432,988	-	4,172,265
<i>Interest-bearing - variable rate</i>						
Borrowings	8.66%	1,124,168	796,284	3,185,136	4,280,401	9,385,989
		6,912,519	1,096,890	3,868,393	4,280,401	16,158,203
Consolidated - 2023						
Financial Liabilities						
<i>Non interest bearing</i>						
Trade and other payables	-	3,108,380	199,601	231,251	-	3,539,232
Employee provisions	-	3,174,240	167,030	199,325	-	3,540,595
<i>Interest-bearing - variable rate</i>						
Borrowings	5.50%	532,703	995,628	2,986,884	5,096,804	9,612,019
		6,815,323	1,362,259	3,417,460	5,096,804	16,691,846

**THE MARITIME UNION OF AUSTRALIA DIVISION
AND ITS SUBSIDIARY AND BRANCHES
CONSTRUCTION, FORESTRY AND MARITIME EMPLOYEES UNION
ABN 93 047 659 794**

**NOTES TO THE FINANCIAL STATEMENTS
FOR THE YEAR ENDED 30 JUNE 2024**

17. Fair Value Measurement

Fair value hierarchy

The following tables detail the consolidated entity's assets and liabilities, measured or disclosed at fair value, using a three level hierarchy, based on the lowest level of input that is significant to the entire fair value measurement, being:

Level 1: Quoted prices (unadjusted) in active markets for identical assets or liabilities that the entity can access at the measurement date.

Level 2: Inputs other than quoted prices included within Level 1 that are observable for the asset or liability, either directly or indirectly.

Level 3: Unobservable inputs for the asset or liability.

	Level 1 \$	Level 2 \$	Level 3 \$	Total \$
Consolidated - 2024				
<i>Assets</i>				
Investments (managed funds)	7,521,137	-	-	7,521,137
Investment properties	-	-	6,000,000	6,000,000
Land and buildings	-	-	55,002,556	55,002,556
Total assets	7,521,137	-	61,002,556	68,523,693
Consolidated - 2023				
<i>Assets</i>				
Investments (managed funds)	8,433,215	-	-	8,433,215
Investment properties	-	-	4,695,000	4,695,000
Land and buildings	-	-	48,490,537	48,490,537
Total assets	8,433,215	-	53,185,537	61,618,752

Assets and liabilities held for sale are measured at fair value on a non-recurring basis. There were no transfers between levels during the financial year.

The carrying amounts of trade and other receivables and trade and other payables are assumed to approximate their fair values due to their short-term nature.

The fair value of financial liabilities is estimated by discounting the remaining contractual maturities at the current market interest rate that is available for similar financial liabilities.

Valuation techniques for fair value measurements categorised within level 2 and level 3

The basis of the valuation of land and buildings and investment properties is fair value determined on transactions observable in the market and summation and capitalisation of income approach. The land and buildings and investment properties were revalued on 30 June 2024 based on independent assessments performed and coordinated by Herron Todd White and CBRE, members of the Australian Property Institute having vast experience in the location and category of land and buildings being valued. Fair value of the properties was determined by using a combination of market comparable method, redevelopment method and income capitalisation (IC) method.

**THE MARITIME UNION OF AUSTRALIA DIVISION
AND ITS SUBSIDIARY AND BRANCHES
CONSTRUCTION, FORESTRY AND MARITIME EMPLOYEES UNION
ABN 93 047 659 794**

**NOTES TO THE FINANCIAL STATEMENTS
FOR THE YEAR ENDED 30 JUNE 2024**

17. Fair Value Measurement (cont)

Level 3 assets and liabilities

Movements in level 3 assets and liabilities during the current and previous financial year are set out below:

	Investment properties \$	Land and buildings \$	Total \$
Consolidated			
Balance at 30 June 2023	4,695,000	48,490,537	53,185,537
Gains/(losses) recognised in profit and loss	1,305,000	-	1,305,000
Impairment	-	(1,342,879)	(1,342,879)
Profit recognised in other comprehensive income	-	7,980,418	7,980,418
Other movements	-	(125,520)	(125,520)
Balance at 30 June 2024	6,000,000	55,002,556	61,002,556

The level 3 assets and liabilities unobservable inputs and sensitivity are as follows:

Description	Unobservable inputs	Range (weighted average)	Sensitivity Consolidated
			1% change would increase / decrease fair value by
Investment properties	Capitalisation Rate	3-6%	1,680,000 / (2,500,000)
Land and buildings	Capitalisation Rate	3-5%	8,330,000 / (13,200,000)
		Note	Consolidated
			2024
			2023
			\$
			\$

18. Related Party Disclosures

The following provides the total amount of transactions that have been entered into with related parties for the financial year:

Revenue received from related parties:

Income received from CFMMEU	2	28,515	11,619
		28,515	11,619

Expenses paid to related parties:

Expenses paid to CFMEU		61,913	89,131
Capitation fees paid to CFMEU		277,108	236,804
Campaign levy paid to CFMEU		-	-
		339,021	325,935

Amounts owed by related parties:		1,538	547
Amounts owed to related parties:		-	7,142
Assets transferred to and paid for by Officials			
Motor vehicles at trade in value		-	7,273

**THE MARITIME UNION OF AUSTRALIA DIVISION
AND ITS SUBSIDIARY AND BRANCHES
CONSTRUCTION, FORESTRY AND MARITIME EMPLOYEES UNION
ABN 93 047 659 794**

**NOTES TO THE FINANCIAL STATEMENTS
FOR THE YEAR ENDED 30 JUNE 2024**

18. Related Party Disclosures (cont)

The sales to and purchases from related parties are made on terms equivalent to those that prevail in arm's length transactions. Outstanding balances for sales and purchases at the year-end are unsecured and interest free and settlement occurs in cash. There have been no guarantees provided or received for any related party receivables or payables.

	Consolidated	
	2024	2023
	\$	\$
19. Key Management Personnel Remuneration for the Reporting Period		
Short-term employee benefits		
Salary (including annual leave taken)	3,296,371	2,756,555
Annual leave accrued	134,415	223,166
Performance bonus	-	-
Total short-term employee benefits	3,430,786	2,979,721
Post-employment benefits:		
Superannuation	464,657	379,003
Total post-employment benefits	464,657	379,003
Other long-term benefits:		
Long-service leave	98,235	2,160
Non-cash benefits	220,475	132,801
Total other long-term benefits	318,710	134,961
Termination benefits	-	-
Total	4,214,153	3,493,685

The key management personnel are the Elected Officials that form the Divisional National Council as per Rule 16 of the MUA Division Rules, and are indicated as a "Divisional National Councillor" within the Operating Report on page 3.

20. Transactions with key management personnel and their close family members

No Official, their family members or any relative, held or acquired a material personal interest in the affairs of the Union during the financial year.

21. Controlled Entities

The consolidated financial statements incorporate the financial statements of the entities controlled by the Union. The entities that are controlled by the Union during the financial year were:

- MUA HTS Pty Limited ("Subsidiary")

MUA HTS is a dormant company with no activities and movement during the financial year (2023: Nil). Its only asset is cash of \$7,500 and a liability payable to the Union of \$15,000 (2023: same) which was eliminated on consolidation. There are no restrictions for the Union to access the funds of the consolidated entity.

The Union is the sole shareholder of the company, and given the size of the company there are no significant consequences resulting from loss of control or ownership.

**THE MARITIME UNION OF AUSTRALIA DIVISION
AND ITS SUBSIDIARY AND BRANCHES
CONSTRUCTION, FORESTRY AND MARITIME EMPLOYEES UNION
ABN 93 047 659 794**

**NOTES TO THE FINANCIAL STATEMENTS
FOR THE YEAR ENDED 30 JUNE 2024**

22. Union Details

The National Office of the Union is located at:
Level 2, 365 - 375 Sussex Street SYDNEY NSW 2000

23. Events Subsequent to Reporting Date

There has not arisen in the interval between the reporting date and the date of this report any item, transaction or event of a material and unusual nature likely, in the opinion of the Divisional National Council, to affect significantly the operations of the Union, the results of those operations, or the state of affairs of the Branch, in future financial years.

24. Information required under the Reporting Guidelines for the purposes of Section 253, of the Fair Work (Registered Organisations) Act 2009

(1) No revenue was derived from undertaking recovery of wages activity during the reporting period (2023: Nil).

(2) The Union is liquid and does not rely on other reporting units/entities to continue as a going concern. No financial support was received or given to/from other reporting units/entities during or since the end financial year (2023: Nil).

(3) The Union did not acquire any assets nor liability during the financial year (2023: Nil) as a result of amalgamation, restructuring of branches, business combination or determination and revocation by the General Manager of the Fair Work Commission.

(4) The Union administers its own financial affairs and does not rely on another entity to do so.

(5) The Union did not make any payment to a former related party, all related party transactions are disclosed in Notes 18 and 19.

25. Contingent Liabilities, Assets and Commitments

Contingent Liabilities

The Union regularly engages legal action in support of its members. These cases are often ongoing pending court outcomes and are considered activities common to the Union's operations.

At 30 June 2024, there are a number of ongoing legal actions against or taken by the Union. The claims have been mainly for alleged industrial action taken by the union and/or that the MUA breached provisions in the Fair Work Act and as a result, should be liable to pay them pecuniary penalties.

As at the date of this report, our reasonable estimate of the potential liability arising from these claims would be approximately \$450,000 (2023: \$450,000).

Commitments

In the 2016 financial year, the Union received advanced rental payment from the Unity Bank, in relation to the lease of its office space. The advanced rent relates to the period until 30 June 2026. Should the Union cease to occupy the building, the tenant is entitled to terminate the lease and be entitled to a pro-rata refund of the rent that has been paid in advance.

**THE MARITIME UNION OF AUSTRALIA DIVISION
AND ITS SUBSIDIARY AND BRANCHES
CONSTRUCTION, FORESTRY AND MARITIME EMPLOYEES UNION
ABN 93 047 659 794**

**NOTES TO THE FINANCIAL STATEMENTS
FOR THE YEAR ENDED 30 JUNE 2024**

25. Contingent Liabilities, Assets and Commitments (cont)

	Consolidated	
	2024	2023
	\$	\$
Operating lease commitments—as lessor		
Future minimum rentals receivable under non-cancellable operating leases as at 30 June 2024 are as follows:		
Within one year	866,284	824,447
After one year but not more than five years	882,625	525,136
More than five years	-	-
	1,748,909	1,349,583
 Operating lease commitments—as lessee		
Future minimum rentals payable under non-cancellable operating leases as at 30 June 2024 are as follows:		
Within one year	168,594	148,028
After one year but not more than five years	120,586	87,305
More than five years	-	-
	289,180	235,333

**THE MARITIME UNION OF AUSTRALIA DIVISION
AND ITS SUBSIDIARY AND BRANCHES
CONSTRUCTION, FORESTRY AND MARITIME EMPLOYEES UNION
ABN 93 047 659 794**

**DIVISIONAL NATIONAL COUNCIL'S STATEMENT
FOR THE YEAR ENDED 30 JUNE 2024**


On 3rd October 2024, the Divisional National Council of The Maritime Union of Australia Division passed the following resolution to the general purpose financial report (GPFR) for the year ended 30 June 2024:

The Divisional National Council, declares that in its opinion:

- (a) the financial statements and notes comply with the Australian Accounting Standards;
- (b) the financial statements and notes comply with any other requirements imposed by the Reporting Guidelines or Part 3 of Chapter 8 of the Fair Work (Registered Organisations) Act 2009 (the RO Act);
- (c) the financial statements and notes give a true and fair view of the financial performance, financial position and cash flows of the Union for the financial year ended to which they relate;
- (d) there are reasonable grounds to believe that the Union will be able to pay its debts as and when they become due and payable;
- (e) during the financial year to which the GPFR relates and since the end of that year:
 - (i) meetings of the Divisional National Council were held in accordance with the rules of the Union; and
 - (ii) the financial affairs of the Union have been managed in accordance with the rules of the Union; and
 - (iii) the financial records of the Union have been kept and maintained in accordance with the *RO Act*; and
 - (iv) where the Union consists of two or more reporting units, the financial records of the reporting unit have been kept, as far as practicable, in a consistent manner with each of the other reporting units of the union; and
 - (v) where information has been sought in any request by a member of the reporting unit or the Commissioner duly made under section 272 of the RO Act has been provided to the member or the Commissioner; and
 - (vi) where any order for inspection of financial records has been made by the Fair Work Commission under section 273 of the RO Act, there has been compliance.

This declaration is made in accordance with a resolution of the Divisional National Council.

Signed at Sydney this 3rd day of October 2024



P. Crumlin
Divisional National Secretary



W. Smith
Divisional Deputy National Secretary


**THE MARITIME UNION OF AUSTRALIA DIVISION
AND ITS SUBSIDIARY AND BRANCHES
CONSTRUCTION, FORESTRY AND MARITIME EMPLOYEES UNION
ABN 93 047 659 794**

**REPORT REQUIRED UNDER SUBSECTION 255(2A)
FOR THE YEAR ENDED 30 JUNE 2024**


The Divisional National Council presents the expenditure report as required under subsection 255(2A) on the Union for the year 30 June 2024.

	Consolidated	
	2024	2023
	\$	\$
Categories of expenditures		
Remuneration and other employment related costs and expenses	14,740,050	12,668,531
Advertising	12,180	55,111
Operating Costs	9,883,646	9,853,110
Donations to Political Parties	6,430	32,566
Legal Costs	1,016,956	3,393,399
	<u>25,659,262</u>	<u>26,002,717</u>

Signed at Sydney this 3rd day of October 2024



P. Crumlin
Divisional National Secretary



W. Smith
Divisional Deputy National Secretary



INDEPENDENT AUDIT REPORT TO THE MEMBERS OF CONSTRUCTION, FORESTRY, MARITIME, MINING AND ENERGY UNION, THE MARITIME UNION OF AUSTRALIA DIVISION AND ITS SUBSIDIARY

REPORT ON THE AUDIT OF THE FINANCIAL REPORT

Opinion

We have audited the accompanying financial report of Construction, Forestry, Maritime, Mining and Energy Union, The Maritime Union of Australia Division, its Subsidiary and Branches (the "Union"), which comprises the statement of financial position as at 30 June 2024, the statement of comprehensive income, statement of changes in members' funds and statement of cash flows for the year ended 30 June 2024, and notes to the financial statements, including material accounting policy information, the Divisional National Council's statement and the subsection 255(2A) report.

In our opinion, the accompanying financial report presents fairly, in all material respects, the financial position of the Union as at 30 June 2024, and its financial performance and its cash flows for the year then ended in accordance with:

- > the Australian Accounting Standards; and
- > part 3 of Chapter 8 of the *Fair Work (Registered Organisations) Act 2009* (the "RO Act") and any other requirements imposed by the Reporting Guidelines.

As part of the audit of the financial statements, we have concluded that management's use of the going concern basis of accounting in the preparation of the financial report is appropriate.

Basis for opinion

We conducted our audit in accordance with Australian Auditing Standards. Our responsibilities under those standards are further described in the *Auditor's Responsibilities for the Audit of the Financial Report* section of our report. We are independent of the Union in accordance with the auditor independence requirements of the *Accounting Professional and Ethical Standards Board's APES 110 Code of Ethics for Professional Accountants (including Independence Standards)* (the Code) that are relevant to our audit of the financial report in Australia. We have also fulfilled our other ethical responsibilities in accordance with the Code.

We confirm that the independence declaration which has been given to the Divisional National Council of the Union, would be in the same terms if given to the directors as at the time of this auditor's report.

We believe that the audit evidence we have obtained is sufficient and appropriate to provide a basis for our opinion.

Information Other than the Financial Report and Audit Report Thereon

The Divisional National Council of the Union is responsible for the other information. The other information obtained at the date of this auditor's report is in the Operating Report accompanying the financial report.

Our opinion on the financial report does not cover the other information and accordingly we do not express any form of assurance conclusion thereon.

In connection with our audit of the financial report, our responsibility is to read the other information and, in doing so, consider whether the other information is materially inconsistent with the financial report or our knowledge obtained in the audit or otherwise appears to be materially misstated. If, based on the work we have performed, we conclude that there is a material misstatement of this other information, we are required to report that fact. We have nothing to report in this regard.

Divisional National Council's Responsibility for the Financial Report

The Divisional National Council of the Union (the "Council") is responsible for the preparation and fair presentation in accordance with the Australian Accounting Standards (including Australian Accounting Interpretation) and the RO Act, and for such internal control as the Council determines is necessary to enable the preparation of the financial report that is free from material misstatement whether due to fraud or error.

In preparing the financial report, the Council is responsible for assessing the Union's ability to continue as a going concern, disclosing, as applicable, matters relating to going concern and using the going concern basis of accounting unless the Council either intends to liquidate the Union or to cease operations, or have no realistic alternative but to do so.

Auditor's responsibilities for the audit of the Financial Report

Our objectives are to obtain reasonable assurance about whether the financial report as a whole is free from material misstatement, whether due to fraud or error, and to issue an auditor's report that includes our opinion. Reasonable assurance is a high level of assurance, but is not a guarantee that an audit conducted in accordance with the Australian Auditing Standards will always detect a material misstatement when it exists. Misstatements can arise from fraud or error and are considered material if, individually or in the aggregate, they could reasonably be expected to influence the economic decisions of users taken on the basis of this financial report.

As part of an audit in accordance with the Australian Auditing Standards, we exercise professional judgement and maintain professional scepticism throughout the audit. We also:

- > Identify and assess the risks of material misstatement of the financial report, whether due to fraud or error, design and perform audit procedures responsive to those risks, and obtain audit evidence that is sufficient and appropriate to provide a basis for our opinion. The risk of not detecting a material misstatement resulting from fraud is higher than for one resulting from error, as fraud may involve collusion, forgery, intentional omissions, misrepresentations, or the override of internal control.
- > Obtain an understanding of internal control relevant to the audit in order to design audit procedures that are appropriate in the circumstances, but not for the purpose of expressing an opinion on the effectiveness of the Union's internal control.
- > Evaluate the appropriateness of accounting policies used and the reasonableness of accounting estimates and related disclosures made by the Committee of Management.
- > Conclude on the appropriateness of the Committee of Management's use of the going concern basis of accounting and, based on the audit evidence obtained, whether a material uncertainty exists related to events or conditions that may cast significant doubt on the Union's ability to continue as a going concern. If we conclude that a material uncertainty exists, we are required to draw attention in our auditor's report to the related disclosures in the financial report or, if such disclosures are inadequate, to modify our opinion. Our conclusions are based on the audit evidence obtained up to the date of our auditor's report. However, future events or conditions may cause the Union to cease to continue as a going concern.

- > Evaluate the overall presentation, structure and content of the financial report, including the disclosures, and whether the financial report represents the underlying transactions and events in a manner that achieves fair presentation.
- > Obtain sufficient appropriate audit evidence regarding the financial information of the entities or business activities within the Union to express an opinion on the financial report. We are responsible for the direction, supervision and performance of the Union audit. We remain solely responsible for our audit opinion.

We communicate with the Council regarding, among other matters, the planned scope and timing of the audit and significant audit findings, including any significant deficiencies in internal control that we identify during the audit.

I declare that I am an auditor registered under the RO Act.

Dated at Sydney on the 28th of October 2024

ESV

ESV Business advice and accounting



Travas Burns
Partner

Registration number: AA2020/9

**THE MARITIME UNION OF AUSTRALIA DIVISION
AND ITS SUBSIDIARY AND BRANCHES
CONSTRUCTION, FORESTRY AND MARITIME EMPLOYEES UNION
ABN 93 047 659 794**

**ITEMISED STATEMENT OF COMPREHENSIVE INCOME
FOR THE YEAR ENDED 30 JUNE 2024**

	Consolidated	
	2024	2023
	\$	\$
Operating income		
Membership subscriptions	22,265,351	20,713,337
Donations	336,515	250,308
Directors fees	93,255	334,390
Rent received	849,122	771,499
Union sales	80,290	79,560
Commission income	505,169	464,110
Grants	-	138,377
Sundry income	1,253,430	1,077,578
Total operating income	<u>25,383,132</u>	<u>23,829,159</u>
Compensation and benefit		
Direct salaries - Officials	7,284,316	6,355,973
Direct salaries - Staff	2,790,751	2,431,907
Fringe benefits tax	111,735	165,487
Motor vehicle expenses	406,030	376,422
Payroll tax	749,635	492,339
Staff & Official training	59,719	31,403
Superannuation	1,465,970	1,286,378
Employee entitlement expense	1,114,642	756,492
Temporary staff	218,995	278,769
Workers compensation insurance	210,120	138,750
Total compensation and benefit	<u>14,411,913</u>	<u>12,313,920</u>
General expenses		
Audit & accountancy	211,966	127,000
Bank & government charges	85,669	162,934
Consultants	473,473	548,405
Depreciation plant & equipment	551,453	517,856
Donations expense	317,888	294,381
ALP donations / campaign advertising	6,430	31,020
Insurance - general	136,311	269,401
Merchandise	311,667	296,558
National Council expenses	32,143	23,659
Office expenses	418,732	241,626
Media activities	64,529	196,348
Postage and freight	63,520	70,038
Printing and stationery	186,979	123,192
Provision for bad debts expense	-	(10,620)
Repairs & maintenance	37,566	23,616
Subscriptions, newspapers & periodicals	221,723	173,899
Sundry expenses	25,887	9,359
Total general expenses	<u>3,145,936</u>	<u>3,098,672</u>

**THE MARITIME UNION OF AUSTRALIA DIVISION
AND ITS SUBSIDIARY AND BRANCHES
CONSTRUCTION, FORESTRY AND MARITIME EMPLOYEES UNION
ABN 93 047 659 794**

**ITEMISED STATEMENT OF COMPREHENSIVE INCOME
FOR THE YEAR ENDED 30 JUNE 2024**

	Consolidated	
	2024	2023
	\$	\$
Occupancy & rental expenses		
Cleaning	287,784	254,954
Building depreciation	416,139	412,849
Security	12,640	13,658
Electricity	173,824	148,476
Interest Expense	793,022	607,465
Property insurance	145,150	17,663
Property rates	457,823	569,292
Property sales & purchase costs	-	7,248
Property valuation fees	39,407	16,557
Rent	104,501	97,147
Repairs & maintenance occupancy	413,259	201,154
Depreciation right of use	39,727	46,576
Interest expense right of use	15,175	4,042
Total occupancy and rental expenses	<u>2,898,451</u>	<u>2,397,081</u>
Industrial & member services		
Affiliation fees & levies	512,744	470,060
Branch activities	748,522	864,851
Business expenses	42,609	35,662
Conferences - International	323,375	108,597
Conferences - National	348,547	598,466
Fares & travel	1,808,756	2,235,302
Funeral expenses	19,200	40,364
Legal expenses	1,016,956	3,393,399
Member training	14,345	43,646
Research & professional services	13,496	74,507
Union election	43,972	88,077
Union publications	79,121	113,428
Total industrial & member services	<u>4,971,643</u>	<u>8,066,359</u>
IT & telecommunications expenses		
Computer consumables	28,169	16,155
Internet expenses	135,277	131,014
IT support & maintenance	496,664	401,867
Telephone	210,285	153,218
Video & teleconference	379	525
Total IT & telecommunications expenses	<u>870,774</u>	<u>702,779</u>
Total operating expenses	<u>26,298,717</u>	<u>26,578,811</u>
Operating deficit	<u>(915,585)</u>	<u>(2,749,652)</u>

**THE MARITIME UNION OF AUSTRALIA DIVISION
AND ITS SUBSIDIARY AND BRANCHES
CONSTRUCTION, FORESTRY AND MARITIME EMPLOYEES UNION
ABN 93 047 659 794**

**ITEMISED STATEMENT OF COMPREHENSIVE INCOME
FOR THE YEAR ENDED 30 JUNE 2024**

	Consolidated	
	2024	2023
	\$	\$
Non-operating income/(expenses)		
Net income from managed funds	592,388	868,458
Interest received on deposits	211,615	125,358
Interest received on loans	2,968	772
Foreign exchange gain	94	178
Gain on sale of non-current assets	49,884	39,365
Gain on revaluation of investment property	1,305,000	-
Impairment of land and buildings	(1,342,879)	-
Total non-operating income	<u>819,070</u>	<u>1,034,131</u>
Net deficit	(96,515)	(1,715,521)
Revaluation of land and buildings	7,980,418	-
Total comprehensive income/(loss)	<u>7,883,903</u>	<u>(1,715,521)</u>

The itemised statement of comprehensive income does not form part of the audited financial statements and therefore it is not covered in the auditors' report.