



Fair Work
Commission

27 November 2025

Frank Porreca
President
Master Builders Association of the Australian Capital Territory
Sent via email: canberra@mba.org.au
CC: ged.stenhouse@rsm.com.au

Dear Frank Porreca

**Master Builders Association of the Australian Capital Territory
Financial Report for the year ended 30 June 2025 – (FR2025/160)**

I acknowledge receipt of the financial report for the year ended 30 June 2025 for the Master Builders Association of the Australian Capital Territory (the reporting unit). The documents were lodged with the Fair Work Commission (the Commission) on 18 November 2025.

The financial report has now been filed. You are not required to take any further action in respect of the report lodged.

The financial report was filed based on a primary review. This involved confirming that the financial reporting timelines required under sections 253, 265, 266 and 268 of the *Fair Work (Registered Organisations) Act 2009* (RO Act) have been satisfied, all documents required under section 268 of the RO Act were lodged and that various disclosure requirements under the Australian Accounting Standards, RO Act and reporting guidelines have been complied with. A primary review does not examine all disclosure requirements.

Please note that next year's financial report may be subject to an advanced compliance review.

Reporting Requirements

The Commission's website provides a number of factsheets in relation to the financial reporting process and associated timelines. The website also contains the section 253 reporting guidelines and a model set of financial statements.

The Commission recommends that reporting units use these model financial statements to assist in complying with the RO Act, the section 253 reporting guidelines and Australian Accounting Standards. Access to this information is available via [this link](#).

If you have any queries regarding this letter, please call 1300 341 665 or email regorgs@fwc.gov.au.

Yours sincerely

Fair Work Commission

Certificate by prescribed designated officer

For the year ended 30 June 2025

I, Frank Porreca, being the President of the Master Builders Association of the ACT, certify:

1. That the documents lodged herewith are copies of the full report of the *Master Builders Association of the ACT* for the period ended referred to in s. 268 of the *Fair Work (Registered Organisations) Act 2009*; and
2. That the full report was provided to members of the reporting unit on 20 October 2025; and
3. That the full report was presented to a general meeting of members of the reporting unit on 17 November 2025 in accordance with s. 266 of the *Fair Work (Registered Organisations) Act 2009*.

Signature of prescribed officer:

Name of prescribed officer: **Frank Porreca**

Title of prescribed designated officer: **President**

Dated: 17 November 2025

MASTER BUILDERS ASSOCIATION OF THE ACT AND ITS CONTROLLED ENTITIES

ABN 52 853 376 568

FINANCIAL REPORT

FOR THE YEAR ENDED 30 JUNE 2025

**MASTER BUILDERS ASSOCIATION OF THE ACT AND ITS CONTROLLED ENTITIES
STATEMENT OF PROFIT OR LOSS AND OTHER COMPREHENSIVE INCOME
FOR THE YEAR ENDED 30 JUNE 2025**

CONTENTS

	Page
Independent audit report	4
Report required under subsection 255(2A)	7
Operating report	8
Statement by members of the council of management	11
Statement of comprehensive income	12
Statement of financial position	13
Statement of changes in equity	14
Statement of cash flows	15
Notes of the financial statements	16
Officer declaration statement	53

RSM Australia Pty Ltd

Equinox Building 4, Level 2, 70 Kent Street Deakin ACT 2600
GPO Box 200 Canberra ACT 2601

T +61 (0) 2 6217 0300

F +61 (0) 2 6217 0401

www.rsm.com.au

Independent Audit Report to the Members of Master Builders Association of the ACT and its Controlled Entities

Report on the Audit of the Financial Report

Opinion

I have audited the financial report of Master Builders Association of the ACT and its Controlled Entities (the Group) which comprises the consolidated statement of financial position as at 30 June 2025, the consolidated statement of profit or loss and other comprehensive income, the consolidated statement of changes in equity and the consolidated statement of cash flows for the year ended 30 June 2025, notes to the financial statements, including a summary of material accounting policies; and the statement by members of the Council of Management, the subsection 255(2A) report and the officer declaration statement.

In my opinion, the accompanying financial report presents fairly, in all material aspects, the financial position of Master Builders Association as at 30 June 2025, and its financial performance and its cash flows for the year ended on that date in accordance with:

- a) the Australian Accounting Standards; and
- b) any other requirements imposed by the Reporting Guidelines or Part 3 of Chapter 8 of the *Fair Work (Registered Organisations) Act 2009* (the RO Act).

I declare that management's use of the going concern basis in the preparation of the financial statements of the reporting unit is appropriate.

Basis for Opinion

I conducted my audit in accordance with Australian Auditing Standards. My responsibilities under those standards are further described in the *Auditor's Responsibilities for the Audit of the Financial Report* section of my report. I am independent of the Reporting Unit in accordance with the ethical requirements of the Accounting Professional and Ethical Standards Board's APES 110 *Code of Ethics for Professional Accountants* (the Code) that are relevant to my audit of the financial report in Australia. I have also fulfilled my other ethical responsibilities in accordance with the Code.

I believe that the audit evidence I have obtained is sufficient and appropriate to provide a basis for my opinion.

Information Other than the Financial Report and Auditor's Report Thereon

The Council of Management is responsible for the other information. The other information obtained at the date of this auditor's report is in the Operating Report accompanying the financial report.

THE POWER OF BEING UNDERSTOOD

AUDIT | TAX | CONSULTING

RSM Australia Pty Ltd is a member of the RSM network and trades as RSM. RSM is the trading name used by the members of the RSM network. Each member of the RSM network is an independent accounting and consulting firm which practices in its own right. The RSM network is not itself a separate legal entity in any jurisdiction.

RSM Australia Pty Ltd ACN 009 321 377 atf Birdanco Practice Trust ABN 65 319 382 479 trading as RSM

Liability limited by a scheme approved under Professional Standards Legislation

My opinion on the financial report does not cover the other information and accordingly I do not express any form of assurance conclusion thereon.

In connection with my audit of the financial report, my responsibility is to read the other information and, in doing so, consider whether the other information is materially inconsistent with the financial report or my knowledge obtained in the audit or otherwise appears to be materially misstated. If, based on the work I have performed, I conclude that there is a material misstatement of this other information, I am required to report that fact. I have nothing to report in this regard.

Responsibilities of Council of Management for the Financial Report

The Council of Management of the reporting unit is responsible for the preparation of the financial report that gives a true and fair view in accordance with Australian Accounting Standards and the RO Act, and for such internal control as the Council of Management determine is necessary to enable the preparation of the financial report that gives a true and fair view and is free from material misstatement, whether due to fraud or error.

In preparing the financial report, the Council of Management is responsible for assessing the Reporting Unit's ability to continue as a going concern, disclosing, as applicable, matters related to going concern and using the going concern basis of accounting unless the Council of Management either intend to liquidate the Reporting Unit or to cease operations, or have no realistic alternative but to do so.

Auditor's Responsibilities for the Audit of the Financial Report

My objective is to obtain reasonable assurance about whether the financial report as a whole is free from material misstatement, whether due to fraud or error, and to issue an auditor's report that includes my opinion. Reasonable assurance is a high level of assurance, but is not a guarantee that an audit conducted in accordance with Australian Auditing Standards will always detect a material misstatement when it exists. Misstatements can arise from fraud or error and are considered material if, individually or in the aggregate, they could reasonably be expected to influence the economic decisions of users taken on the basis of the financial report.

As part of an audit in accordance with the Australian Auditing Standards, I exercise professional judgement and maintain professional scepticism throughout the audit. I also:

- Identify and assess the risks of material misstatement of the financial report, whether due to fraud or error, design and perform audit procedures responsive to those risks, and obtain audit evidence that is sufficient and appropriate to provide a basis for my opinion. The risk of not detecting a material misstatement resulting from fraud is higher than for one resulting from error, as fraud may involve collusion, forgery, intentional omissions, misrepresentations, or the override of internal control.
- Obtain an understanding of internal control relevant to the audit in order to design audit procedures that are appropriate in the circumstances, but not for the purpose of expressing an opinion on the effectiveness of the Reporting Unit's internal control.
- Evaluate the appropriateness of accounting policies used and the reasonableness of accounting estimates and related disclosures made by the committee of management.
- Conclude on the appropriateness of the council of management's use of the going concern basis of accounting and, based on the audit evidence obtained, whether a material uncertainty exists related to events or conditions that may cast significant doubt on the Reporting Unit's ability to continue as a going concern. If I conclude that a material uncertainty exists, I am required to draw attention in my auditor's report to the related disclosures in the financial report or, if such disclosures are inadequate, to modify my opinion. My conclusions are based on the audit evidence obtained up to the date of my auditor's report. However, future events or conditions may cause the Reporting Unit to cease to continue as a going concern.
- Evaluate the overall presentation, structure and content of the financial report, including the disclosures, and whether the financial report represents the underlying transactions and events in a manner that achieves fair presentation.

- Obtain sufficient appropriate audit evidence regarding the financial information of the entities or business activities within the Reporting Unit to express an opinion on the financial report. I am responsible for the direction, supervision and performance of the Reporting Unit audit. I remain solely responsible for my audit opinion.

I communicate with the Council of management regarding, among other matters, the planned scope and timing of the audit and significant audit findings, including any significant deficiencies in internal control that I identify during my audit.

I declare that I am an auditor registered under the RO Act.



RSM Australia Pty Ltd



Ged Stenhouse
Partner

Canberra, Australia Capital Territory
Dated: 23 October 2025

Registration number (as registered under the RO Act): AA2017/129


**MASTER BUILDERS ASSOCIATION OF THE ACT AND ITS CONTROLLED ENTITIES
STATEMENT OF PROFIT OR LOSS AND OTHER COMPREHENSIVE INCOME
FOR THE YEAR ENDED 30 JUNE 2025**

Report required under subsection 255(2A)
For the year ended 30 June 2025

The committee of management presents the expenditure report as required under subsection 255(2A) on the Master Builders Association of the ACT (the "Parent") and its controlled entities (collectively the "Association") for the year ended 30 June 2025.


	2025	2024
	\$	\$
Categories of expenditures		
Remuneration and other employment-related costs and expenses - employee	4,759,049	5,391,556
Advertising	108,977	136,928
Operating costs	2,338,343	2,192,457
Donations to political parties	-	-
Legal costs	5,215	1,697


Signature of designated officer: 

Name and title of designated officer: 

Dated: 20.10.2025 

Signature of designated officer: 

Name and title of designated officer: 

Dated: 20.10.2025 

**MASTER BUILDERS ASSOCIATION OF THE ACT AND ITS CONTROLLED ENTITIES
STATEMENT OF PROFIT OR LOSS AND OTHER COMPREHENSIVE INCOME
FOR THE YEAR ENDED 30 JUNE 2025**

Operating report

For the year ended 30 June 2025

The Council of Management present their report on the Master Builders Association of the ACT (the "Parent") and its controlled entities (collectively the "Association") for the financial year ended 30 June 2025.

Results of principal activities

The Association's principal activities focused on promoting and advocating for the interests of the ACT's building and construction industry, while fulfilling the 23 Objects defined in its Registered Rules.

The 2024-25 Financial Year recorded:

4 of Code of Conduct inquiries and complaints

1,020 general, industrial and contractual inquiries

9 policy submissions

Facilitated 16 member sector meetings

6,064 students trained across 70 different qualifications and short courses

10 school visits with 248 students

Hosted networking and excellence events for 2,404 members

Issued 363 electronic advises and guidance notes

Significant changes in nature of principal activities - s254(2)(a)

There were no significant changes in the nature of the Association's principal activities during the financial year.

Significant changes in the state of financial affairs - s254(2)(b)

Apart from the changes listed in the review of operations, no significant changes in the Association's state of financial affairs occurred during the financial year.

Rights of members to resign -s245(2)(c)

As required to be disclosed by the *Fair Work (Registered Organisations) Act 2009*, and in accordance with Rule 8 of the Association's rule a member may resign from the Association by written notice addressed and delivered to a person designated for the purpose in the rules of Association.

Officers or members who are superannuation fund trustee(s) (include position details) or director of a company that is a superannuation fund trustee where being a member or officer of a registered organisation is a criterion for them holding such position - S254(2)(d)

No officer, or member of the reporting unit, to the best of our knowledge, holds a position as a trustee or director of a superannuation entity or exempt public sector superannuation scheme where the criterion for holding such position is that they are an officer or member of an organisation.

Number of members

The number of persons who, at the end of the financial year were recorded on the Register of Members was 892 (2024: 969).

Number of employees

The number of persons who were, at the end of the financial year employees of the Association was 16 (2024:19), measured on a full time equivalent basis.

Names of committee of management members and period positions held during the financial year

The names of the Members of the Council of Management during the year and to the date of this report are:

Name	Position on Committee	Period position held during the year
Mr Frank Porreca	President	1 July 2024 – 30 June 2025
Ms Alisa Taylor	Professional Representative	1 July 2024 – 30 June 2025
Mr Jason Tanchevski	Residential Builder Representative	1 July 2024 – 30 June 2025
Mr Nick Zardo	Civil Contractor Representative	1 July 2024 – 30 June 2025
Mr Peter Henden	Commercial Builder Representative	1 July 2024 – 30 June 2025
Ms Sarah Flanagan	Supplier and Subcontractor Representative	1 July 2024 – 18 November 2024
Ms Aimie Lloyd	Supplier and Subcontractor Representative	18 November 2024 – 30 June 2025
Mr Bryan Leeming	Extraordinary Member	1 July 2024 – 30 June 2025
Ms Graciete Ferreira	Extraordinary Member	1 July 2024 – 30 June 2025

**MASTER BUILDERS ASSOCIATION OF THE ACT AND ITS CONTROLLED ENTITIES
STATEMENT OF PROFIT OR LOSS AND OTHER COMPREHENSIVE INCOME
FOR THE YEAR ENDED 30 JUNE 2025**

Operating report (continued)

For the year ended 30 June 2025

Names of committee of management members and period positions held during the financial year (continued)

Members of the Council of Management have been in Council since the start of the financial year to the date of this report unless otherwise stated.

Review of operations

The consolidated deficit of the Association amounted to (\$1,579,954) (2024: deficit of \$451,808). The deficit of the parent entity amounted to (\$73,715) (2024: surplus of \$317,106).

This deficit has primarily been driven by a downturn in construction activity in the ACT hit an all time, which in turn as impacted on demand on training, which has seen a decrease in demand of 40% across Registered Training Organisations in the ACT. The impact of this was a \$1.4M reduction in short course income for the group from 2024 when compared to 2025. The decline was also influenced by the one-off impact of mandated Silica training, which had inflated short course revenue in the first quarter of 2023–24.

Membership is line with these market trends with retirement, closure of businesses and insolvencies playing a higher than usual factor in retention.

Key management changes over the course of the 2024-25 financial year following a review of operations:

- Appointment of a new Chief Executive Officer
- Full review and rightsizing of business operations to align with market conditions
- Development of the Master Builders ACT 2030 and Business Plan 2025-26
- A wind-down of the MBA Legal enterprise

Future operations will be aligned with the *Master Builders ACT 2030 Strategy* and *2025–26 Business Plan*, with continued emphasis on sustainability, efficiency, and member value.

Principal activities - s254(2)(9a)

The principal activities of the Association are to promote, protect and advance the interest of its members engaged in any manner of the construction and building industry within the ACT and its surrounding region by being a representative body for the building and construction industry.

The Association provides professional services, information and advice including industrial relations advice, technical building advice, training (including, but not limited to, business, apprentice and workplace health and safety), changes to Acts and legislation, changes to awards rates and work practices to members of the Association throughout Australian Capital Territory.

The Association also represents its members at all levels of Government and holds events and seminars throughout the year to engage and support its membership to connect and network.

A controlled entity of the Association, MBA Group Training Limited, engages in Registered Training Organisation (RTO) activities including training of carpentry apprentices and short course training for the wider building industry to train and maintain skills for the construction and building industry in the ACT.

A controlled entity of the Association, Southern Training Organisation Pty Ltd provides high risk training services to the building and construction industry in the ACT and the NSW South Coast. In 2025, the operations of Southern Training Organisation were merged with that of MBA Group Training Limited. At 30 June 2025 Southern Training Organisation was no longer trading. A Voluntary Deregistration of a Company form was lodged with ASIC on the 9th October 2025 for Southern Training Organisation Pty Ltd.

A controlled entity of the Association, MBA Legal Pty Ltd provided legal services as an additional support to its members. This service was discontinued in 2025 due to a lack of demand from members. At 30 June 2025, MBA Legal was no longer trading, although the company was yet to be deregistered.

MASTER BUILDERS ASSOCIATION OF THE ACT AND ITS CONTROLLED ENTITIES
STATEMENT OF PROFIT OR LOSS AND OTHER COMPREHENSIVE INCOME
FOR THE YEAR ENDED 30 JUNE 2025

Operating report (continued)

For the year ended 30 June 2025

Significant events after the reporting period

There were no events that occurred after 30 June 2025, and/or prior to the signing of the financial statements, that would affect the ongoing structure and financial activities of the Association.

Likely developments and expected results of operations

The Association expects to maintain the present status and level of operations. Likely developments in the operations of the Association and the expected results of those operations in future financial years have not been included in this report as the inclusion of such information is likely to result in unreasonable prejudice to the Association.

Environmental regulation

The Association's operations are not regulated by any significant environmental regulation under a law of the Commonwealth or of a state or territory.

Signed in accordance with a resolution of the Members of the Council of Management.

Signature of designated officer:

Name and title of designated officer:

Dated: 20/10/2025

Signature of designated officer:

Name and title of designated officer:

Dated: 20/10/2025

**MASTER BUILDERS ASSOCIATION OF THE ACT AND ITS CONTROLLED ENTITIES
STATEMENT OF PROFIT OR LOSS AND OTHER COMPREHENSIVE INCOME
FOR THE YEAR ENDED 30 JUNE 2025**

Statement by Members of the Council of Management

On the 20 October 2025, the Members of the Council of Management of the Master Builders Association of the ACT passed the following resolution in relation to the General Purpose Financial Report (GPFR) for the year ended 30 June 2025:

We, F Porreca and P Henden being two members of the Council of Management of the Master Builders Association of the ACT, do state on behalf of the Council that in the opinion of the Council:

- 1) The financial statements and notes comply with the Australian Accounting Standards,
- 2) The financial statements and notes comply with any other requirements imposed by the Reporting Guidelines or Part 3 of Chapter 8 of the Fair Work (Registered Organisations) Act 2009 (the RO Act);
- 3) The financial statements and notes give a true and fair value of the financial performance, financial position and cash flows of the Association and its controlled entities for the financial year to which they relate;
- 4) There are reasonable grounds to believe that the Association will be able to pay its debts as and when they become due and payable; and
- 5) During the financial year to which the financial report relates and since the end of that year:
 - (i) meetings of the Council were held in accordance with rules of the organisation including the rules of the branch concerned; and
 - (ii) the financial affairs of the Association have been managed in accordance with rules of the organisation including the rules of the branch concerned; and
 - (iii) the financial records of the Association have been kept and maintained in accordance with the RO Act; and
 - (iv) where the organisation consists of two or more reporting units, the financial records of the reporting unit have been kept, as far as practicable, in a consistent manner with each of the other reporting units of the organisation; and
 - (v) where information has been sought in any request by a member of the reporting unit or the General Manager duly made under section 272 of the RO Act has been provided to the member or the General Manager; and
 - (vi) where any order for inspection of financial records has been made by the Fair Work Commission under section 273 of the RO Act, there has been compliance.

This declaration is made in accordance with a resolution of the Members of the Council of Management.

Signature of designated officer:

Name and title of designated officer:

Dated: 20/10/2025

Signature of designated officer:

Name and title of designated officer:

Dated: 20/10/2025

MASTER BUILDERS ASSOCIATION OF THE ACT AND ITS CONTROLLED ENTITIES
STATEMENT OF PROFIT OR LOSS AND OTHER COMPREHENSIVE INCOME
FOR THE YEAR ENDED 30 JUNE 2025

		Consolidation		Parent	
	Note	2025	2024	2025	2024
		\$	\$	\$	\$
Revenue from contracts with customers					
Membership subscription		1,328,220	1,337,695	1,328,220	1,337,695
Capitation fees and other revenue from another reporting unit		-	-	-	-
Levies		-	-	-	-
Total revenue from contracts with customers		1,328,220	1,337,695	1,328,220	1,337,695
Income for furthering objectives					
Grants and/or donations	3D	421,013	338,072	1,750	1,750
Income recognised from volunteer services		-	-	-	-
Total income for furthering objectives		421,013	338,072	1,750	1,750
Other income					
Investment income	3A	112,645	158,945	93,991	182,627
Rental revenue	3B	98,198	59,148	479,883	433,618
Other revenue	3C	5,343,379	7,325,580	2,992,680	3,328,167
Net gains from sale of assets	3E	91	46,249	-	23,114
Revenue from recovery of wages activity		-	-	-	-
Total other income		5,554,313	7,589,922	3,566,554	3,967,526
Total income		7,303,546	9,265,689	4,896,524	5,306,971
Expenses					
Employee expense	4A	(4,759,049)	(5,391,556)	(2,505,276)	(2,852,938)
Capitation fees and other expenses to another reporting unit		-	-	-	-
Affiliation fees		-	-	-	-
Administration expenses	4B	(1,023,923)	(1,346,371)	(394,563)	(291,730)
Grants or donations	4C	(3,578)	(1,505)	(3,578)	(1,505)
Depreciation and amortisation	4D	(520,375)	(619,156)	(267,887)	(295,593)
Finance costs	4E	(18,536)	(23,020)	(7,365)	(10,150)
Legal costs	4F	(5,215)	(1,697)	(5,989)	(6,421)
Audit fees		(56,476)	(64,500)	(30,860)	(34,600)
Other expenses	4G	(2,447,320)	(2,329,385)	(1,754,721)	(1,496,928)
Surplus (deficit) for the year before income tax		(1,530,926)	(511,501)	(73,715)	317,106
Gain on revaluation of land and building		-	-	-	-
Income tax (expense)	16	(49,028)	59,693	-	-
Total comprehensive Surplus (deficit) for the year		(1,579,954)	(451,808)	(73,715)	317,106

The above statement of profit or loss and other comprehensive income should be read in conjunction with the accompanying notes

MASTER BUILDERS ASSOCIATION OF THE ACT AND ITS CONTROLLED ENTITIES
STATEMENT OF FINANCIAL POSITION
AS AT 30 JUNE 2025

	Note	Consolidation		Parent	
		2025	2024	2025	2024
		\$	\$	\$	\$
Assets					
Current assets					
Cash and cash equivalents	5A	2,896,542	3,650,063	2,305,058	2,600,568
Trade and other receivables	5B	321,269	536,064	1,239,502	752,814
Inventories		5,361	5,853	5,361	5,853
Prepayments		547,671	449,055	414,799	346,660
Total current assets		3,770,843	4,641,035	3,964,720	3,705,895
Non-current assets					
Property, plant and equipment	6A	11,223,337	11,489,991	11,096,024	11,305,091
Intangibles assets	6B	117,029	189,890	5,990	51,013
Other financial assets	6C	120,000	120,000	120,000	120,000
Right-of-use asset	6D	406,470	212,809	10,167	13,143
Total non-current assets		11,866,836	12,012,690	11,232,181	11,489,247
Total assets		15,637,679	16,653,725	15,196,901	15,195,142
Liabilities					
Current liabilities					
Trade payables	7A	558,346	409,757	195,460	213,497
Other payables	7B	1,807,342	1,509,534	1,757,139	1,541,851
Employee provisions	8A	271,708	396,762	127,427	242,900
Lease liabilities	6D	163,208	52,337	2,922	3,047
Total current liabilities		2,800,604	2,368,390	2,082,948	2,001,295
Non-current liabilities					
Employee provisions	8A	79,088	90,553	48,550	52,047
Lease liabilities	6D	259,756	163,300	7,562	10,244
Deferred tax	16	-	(46,703)	-	-
Total non-current liabilities		338,844	207,150	56,112	62,291
Total liabilities		3,139,448	2,575,540	2,139,060	2,063,586
Net assets		12,498,231	14,078,185	13,057,841	13,131,556
Equity					
Retained earnings		10,180,733	11,760,687	10,740,343	10,814,058
Asset revaluation reserve		2,317,498	2,317,498	2,317,498	2,317,498
Total equity		12,498,231	14,078,185	13,057,841	13,131,556

The above statement of financial position should be read in conjunction with the accompanying notes

**MASTER BUILDERS ASSOCIATION OF THE ACT AND ITS CONTROLLED ENTITIES
STATEMENT OF CHANGES IN EQUITY
FOR THE YEAR ENDED 30 JUNE 2025**

	Asset revaluation reserve \$	Retained earnings \$	Total equity \$
<u>Consolidated</u>			
Balance as at 1 July 2023	2,317,498	12,212,495	14,529,993
Surplus / (deficit)	-	(451,808)	(451,808)
Balance as at 30 June 2024	2,317,498	11,760,687	14,078,185
Surplus / (deficit)	-	(1,579,954)	(1,579,954)
Balance as at 30 June 2025	2,317,498	10,180,733	12,498,231
<u>Parent</u>			
Balance as at 1 July 2023	2,317,498	10,496,952	12,814,450
Surplus / (deficit)	-	317,106	317,106
Balance as at 30 June 2024	2,317,498	10,814,058	13,131,556
Surplus / (deficit)	-	(73,715)	(73,715)
Balance as at 30 June 2025	2,317,498	10,740,343	13,057,841

The above statement of changes in equity should be read in conjunction with the accompanying notes.

MASTER BUILDERS ASSOCIATION OF THE ACT AND ITS CONTROLLED ENTITIES
STATEMENT OF CASH FLOWS
FOR THE YEAR ENDED 30 JUNE 2025

		Consolidation		Parent	
	Note	2025	2024	2025	2024
		\$	\$	\$	\$
CASH FLOWS FROM OPERATING ACTIVITIES					
Receipts from customers		8,469,789	10,217,112	5,011,878	5,120,334
Payments to suppliers and employees		(9,093,201)	(10,204,735)	(5,387,271)	(5,283,240)
Interest paid on lease liability		(20,004)	(8,563)	(480)	(502)
Interest received		86,145	106,445	67,491	77,627
Net cash from/(used in) operating activities	10	(557,271)	110,259	(308,382)	(85,781)
CASH FLOWS FROM INVESTING ACTIVITIES					
Purchase of property, plant and equipment		(73,133)	(96,507)	(10,821)	(58,773)
Purchase of intangible assets		-	-	-	-
Dividend Income		26,500	52,500	26,500	52,500
Net cash from/(used in) investing activities		(46,633)	(44,007)	15,679	(6,273)
CASH FLOWS FROM FINANCING ACTIVITIES					
Repayment of lease liabilities		(149,617)	(136,226)	(2,807)	(5,955)
Net cash from/(used in) financing activities		(149,617)	(136,226)	(2,807)	(5,955)
Net increase/(decrease) in cash held		(753,521)	(69,974)	(295,510)	(98,009)
Cash at the beginning of the financial year		3,650,063	3,720,037	2,600,568	2,698,577
Cash at the end of the financial year	5A	2,896,542	3,650,063	2,305,058	2,600,568

The above statement of cash flows should be read in conjunction with the accompanying notes.

MASTER BUILDERS ASSOCIATION OF THE ACT AND ITS CONTROLLED ENTITIES
NOTES TO THE FINANCIAL STATEMENTS
FOR THE YEAR ENDED 30 JUNE 2025

Index to the notes of the financial statements

Note 1	Summary of significant accounting policies
Note 2	Events after the reporting period
Note 3	Income
Note 4	Expenses
Note 5	Current assets
Note 6	Non-current assets
Note 7	Current liabilities
Note 8	Provisions
Note 9	Equity
Note 10	Cash flow
Note 11	Contingent liabilities, assets and commitments
Note 12	Related party disclosures
Note 13	Remuneration of auditors
Note 14	Financial instruments
Note 15	Fair value measurements
Note 16	Income Tax
Note 17	Interest in Subsidiaries
Note 18	Section 272 Fair Work (Registered Organisations) Act 2009

MASTER BUILDERS ASSOCIATION OF THE ACT AND ITS CONTROLLED ENTITIES
NOTES TO THE FINANCIAL STATEMENTS
FOR THE YEAR ENDED 30 JUNE 2025

General information

The consolidated financial statements cover the Master Builders Association of the ACT (the "parent") and its Controlled Entities (MBA Group Training Limited, Southern Training Organisation Pty Ltd, and MBA Legal Pty Ltd), collectively the "Association", and the separate financial statements cover the Master Builders Association of the ACT as an individual parent entity.

The nature of the operations and principal activities of the Association are described in the operating report.

Note 1. Summary of material accounting policies

1.1 Basis of preparation of the financial statements

The financial statements are general purpose financial statements and have been prepared in accordance with Australian Accounting Standards and Interpretations issued by the Australian Accounting Standards Board (AASB) that apply for the reporting period, and the *Fair Work (Register Organisation) Act 2009* (RO Act). For the purpose of preparing the general purpose financial statements, the Association is a not-for-profit entity.

The financial statements, except the cash flow information, have been prepared on an accrual basis and in accordance with the historical cost, except for certain assets and liabilities measured at fair value, as explained in the accounting policies below. Historical cost is generally based on the fair values of the consideration given in exchange for assets. Except where stated, no allowance is made for the effect of changing prices on the results or the financial position. The financial statements are presented in Australian dollars.

1.2 Comparative amounts

When required by Accounting Standards, comparative figures have been adjusted to conform to changes in presentation for the current financial year.

The prior year comparatives have been adjusted to conform to the changes in presentation for the current financial year.

1.3 Significant accounting judgements and estimates

The following accounting assumptions or estimates have been identified that have a significant risk of causing a material adjustment to the carrying amounts of assets and liabilities within the next reporting period.

Provision for expected credit losses

The provision for expected credit losses assessment requires a degree of estimation and judgement. The level of provision is assessed by taking into account the recent sales experience, the ageing of receivables, historical collection rates and specific knowledge of the individual debtor's financial position.

Fair value measurement hierarchy

The Association is required to classify all assets and liabilities, measured at fair value, using a three level hierarchy, based on the lowest level of input that is significant to the entire fair value measurement, being: Level 1: Quoted prices (unadjusted) in active markets for identical assets or liabilities that the Association can access at the measurement date; Level 2: Inputs other than quoted prices included within Level 1 that are observable for the asset or liability, either directly or indirectly; and Level 3: Unobservable inputs for the asset or liability. Considerable judgement is required to determine what is significant to fair value and therefore which category the asset or liability is placed in can be subjective.

The fair value of assets and liabilities classified as level 3 is determined by the use of valuation models. These include discounted cash flow analysis or the use of observable inputs that require significant adjustments based on unobservable inputs.

Estimation of useful lives of assets

The Association determines the estimated useful lives and related depreciation and amortisation charges for its property, plant and equipment and finite life intangible assets. The useful lives could change significantly as a result of technical innovations or some other event. The depreciation and amortisation charge will increase where the useful lives are less than previously estimated lives, or technically obsolete or non-strategic assets that have been abandoned or sold will be written off or written down.

**MASTER BUILDERS ASSOCIATION OF THE ACT AND ITS CONTROLLED ENTITIES
NOTES TO THE FINANCIAL STATEMENTS
FOR THE YEAR ENDED 30 JUNE 2025**

Note 1. Summary of material accounting policies (continued)

1.3 Significant accounting judgements and estimates (continued)

Employee benefits provision

As discussed in note 1, the liability for employee benefits expected to be settled more than 12 months from the reporting date are recognised and measured at the present value of the estimated future cash flows to be made in respect of all employees at the reporting date. In determining the present value of the liability, estimates of attrition rates and pay increases through promotion and inflation have been taken into account

1.4 New Australian Accounting Standards

Adoption of New Australian Accounting Standards and amendments

The accounting policies adopted are consistent with those of the previous financial year. No accounting standard has been adopted earlier than the application date stated in the standard.

1.5 Investment in joint ventures

An associate is an entity over which Master Builders Association of the ACT has significant influence and that is neither a subsidiary nor an interest in a joint venture. Significant influence is the power to participate in the financial and operating policy decisions of the investee but is not control or joint control over those policies.

A joint venture is a type of joint arrangement whereby the parties that have joint control of the arrangement have rights to the net assets of the joint venture. Joint control is the contractually agreed sharing of control of an arrangement, which exists only when decisions about the relevant activities require unanimous consent of the parties sharing control.

A joint operation is a type of joint arrangement whereby the parties that have joint control of the arrangement have rights to the individual assets and obligations for the liabilities of the joint operation.

The results and assets and liabilities of its joint ventures are incorporated in these financial statements using the equity method of accounting, except when the investment is classified as held for sale, in which case it is accounted for in accordance with *ASB 5 Non-current Asset Held for Sale and Discontinued Operations*. Under the equity method, an investment in an associate or joint venture is initially recognised in the statement of financial position at cost and adjusted thereafter to recognise the share of the profit or loss and other comprehensive income of the associate. When the share of losses of an associate or joint venture exceeds the interest in that associate, the Association discontinues recognising its share of further losses. Additional losses are recognised only to the extent that it has incurred legal or constructive obligations or made payments on behalf of the associate or joint venture.

Any excess of the cost of acquisition over the share of the net fair value of the identifiable assets, liabilities and contingent liabilities of the associate recognised at the date of acquisition is recognised as goodwill, which is included within the carrying amount of the investment. Any excess of the share of the net fair value of the identifiable assets, liabilities and contingent liabilities over the cost of acquisition, after reassessment, is recognised immediately in profit or loss.

MASTER BUILDERS ASSOCIATION OF THE ACT AND ITS CONTROLLED ENTITIES
NOTES TO THE FINANCIAL STATEMENTS
FOR THE YEAR ENDED 30 JUNE 2025

Note 1. Summary of material accounting policies (continued)

1.6 Principles of consolidation

The consolidated financial statements incorporate the assets and liabilities of all subsidiaries of the Association as at year end date and the results of a subsidiary for the year then ended.

Subsidiaries are all those entities over which the Association has control. The Association controls an entity when the Association is exposed to, or has rights to, variable returns from its involvement with the entity and has the ability to affect those returns through its power to direct the activities of the entity. Subsidiaries are fully consolidated from the date on which control is transferred to the Association. They are de-consolidated from the date that control ceases.

Intercompany transactions, balances and unrealised gains on transactions between entities in the Association are eliminated. Unrealised losses are also eliminated unless the transaction provides evidence of the impairment of the asset transferred. Accounting policies of subsidiaries have been changed where necessary to ensure consistency with the policies adopted by the Association.

Where the Association loses control over a subsidiary, it derecognises the assets including goodwill, liabilities and non-controlling interest in the subsidiary together with any cumulative translation differences recognised in equity. The Association recognises the fair value of the consideration received and the fair value of any investment retained together with any gain or loss in profit or loss.

1.7 Current versus non-current classification

The Association presents assets and liabilities in the statement of financial position based on current/non-current classification.

An asset is current when it is:

- Expected to be realised or intended to be sold or consumed in the normal operating cycle;
- Held primarily for the purpose of trading;
- Expected to be realised within twelve months after the reporting period; or
- Cash or cash equivalent unless restricted from being exchanged or used to settle a liability for at least twelve months after the reporting period.

All other assets are classified as non-current.

A liability is current when:

- It is expected to be settled in the normal operating cycle;
- It is held primarily for the purpose of trading;
- It is due to be settled within twelve months after the reporting period; or
- There is no unconditional right to defer the settlement of the liability for at least twelve months after the reporting period

The terms of the liability that could, at the option of the counterparty, result in its settlement by the issue of equity instruments do not affect its classification.

The Association classifies all other liabilities as non-current.

1.8 Revenue

The Association enters into various arrangements where it receives consideration from another party. These arrangements include consideration in the form of membership subscriptions, capitation fees, levies, grants, and donations.

The timing of recognition of these amounts as either revenue or income depends on the rights and obligations in those arrangements.

Donation income

Donation income is recognised when it is received.

**MASTER BUILDERS ASSOCIATION OF THE ACT AND ITS CONTROLLED ENTITIES
NOTES TO THE FINANCIAL STATEMENTS
FOR THE YEAR ENDED 30 JUNE 2025**

Note 1. Summary of material accounting policies (continued)

1.8 Revenue

Revenue from contracts with customers

Where the Association has a contract with a customer, the Association recognises revenue when or as it transfers control of goods or services to the customer. The Association accounts for an arrangement as a contract with a customer if the following criteria are met:

- the arrangement is enforceable; and
- the arrangement contains promises (that are also known as performance obligations) to transfer goods or services to the customer (or to other parties on behalf of the customer) that are sufficiently specific so that it can be determined when the performance obligation has been satisfied.

Membership subscription

For membership subscription arrangements that meet the criteria to be contracts with customers, revenue is recognised when the promised goods or services transfer to the customer as a member of the association.

If there is only one distinct membership service promised in the arrangement, the association recognises revenue as the membership service is provided, which is typically based on the passage of time over the subscription period to reflect the association's promise to stand ready to provide assistance and support to the member as required.

If there is more than one distinct good or service promised in the membership subscription, the association allocates the transaction price to each performance obligation based on the relative standalone selling prices of each promised good or service. In performing this allocation, standalone selling prices are estimated if there is no observable evidence of the price that the association charges for that good or service in a standalone sale. When a performance obligation is satisfied, which is either when the customer obtains control of the good (for example, books or clothing) or as the service transfers to the customer (for example, member services or training course), the association recognises revenue at the amount of the transaction price that was allocated to that performance obligation.

For member subscriptions paid annually in advance, the association has elected to apply the practical expedient to not adjust the transaction price for the effects of a significant financing component because the period from when the customer pays and the good or services will transfer to the customer will be one year or less.

When a member subsequently purchases additional goods or services from the association at their standalone selling price, the association accounts for those sales as a separate contract with a customer.

Interest income

Interest revenue is recognised on an accrual basis using the effective interest method.

Rental income

Leases in which the Association as a lessor, does not transfer substantially all the risks and rewards incidental to ownership of an asset are classified as operating leases. Rental income arising is accounted for on a straight-line basis over the relevant lease term. Initial direct costs incurred in negotiating and arranging an operating lease are added to the carrying amount of the leased asset and recognised over the lease term on the same basis as rental income. Contingent rents are recognised as revenue in the period in which they are earned.

Gains from sale of assets

An item of property, plant and equipment is derecognised upon disposal (which is at the date the recipient obtains control) or when no future economic benefits are expected from its use or disposal. Any gain or loss arising on derecognition of the asset (calculated as the difference between the net disposal proceeds and the carrying amount of the asset) is included in the statement of profit or loss when the asset is derecognised.

**MASTER BUILDERS ASSOCIATION OF THE ACT AND ITS CONTROLLED ENTITIES
NOTES TO THE FINANCIAL STATEMENTS
FOR THE YEAR ENDED 30 JUNE 2025**

Note 1. Summary of material accounting policies (continued)

1.8 Revenue

Capitation fees

Where the Association's arrangement with a branch or another reporting unit meets the criteria to be a contract with a customer, the Association recognises the capitation fees promised under that arrangement when or as it transfers the Association specify the goods or services that will transfer as part of its sufficiently specific promise to the branch/other Association.

In circumstances where the criteria for a contract with a customer are not met, the association will recognise capitation fees as income upon receipt.

Levies

Levies paid by a member (or other party) in an arrangement that meets the criteria to be a contract with a customer is recognised as revenue when or as the Association transfers the goods or services to the branch/other reporting unit.

In circumstances where the criteria for a contract with a customer are not met, the association will recognise levies as income upon receipt.

Income of the Association as a Not-for-Profit Entity

Consideration is received by the association to enable the entity to further its objectives. The Association recognises each of these amounts of consideration as income when the consideration is received (which is when the Association obtains control of the cash) because, based on the rights and obligations in each arrangement:

- the arrangements do not meet the criteria to be contracts with customers because either the arrangement is unenforceable or lacks sufficiently specific promises to transfer goods or services to the customer; and
- the association's recognition of the cash contribution does not give to any related liabilities.

During the year, the association received cash consideration from the following arrangements whereby that consideration will be recognised as income upon receipt:

- donations and voluntary contribution from members (including whip arounds); and
- government grants.

1.9 Inventory

Finished goods

Finished goods are stated at the lower of cost and net realisable value. Cost comprises direct materials, direct labour and an appropriate proportion of variable and fixed overhead expenditure, the latter being allocated on the basis of normal operating capacity. Costs are assigned to individual items of inventory on the basis of weighted average costs. Costs of purchased inventory are determined after deducting rebates and discounts. Net realisable value is the estimated selling price in the ordinary course of business less the estimated costs of completion and the estimated costs necessary to make the sale.

MASTER BUILDERS ASSOCIATION OF THE ACT AND ITS CONTROLLED ENTITIES
NOTES TO THE FINANCIAL STATEMENTS
FOR THE YEAR ENDED 30 JUNE 2025

Note 1. Summary of material accounting policies (continued)

1.10 Employee benefits

A liability is recognised for benefits accruing to employees in respect of wages and salaries, annual leave, long service leave and termination benefits when it is probable that settlement will be required and they are capable of being measured reliably.

Liabilities for short-term employee benefits (as defined in AASB 119 *Employee Benefits*) and termination benefits which are expected to be settled within twelve months of the end of reporting period are measured at their nominal amounts.

The nominal amount is calculated with regard to the rates expected to be paid on settlement of the liability.

Other long-term employee benefits which are expected to be settled beyond twelve months are measured as the present value of the estimated future cash outflows to be made by the Association in respect of services provided by employees up to reporting date.

Payments to defined contribution retirement benefit plans are recognised as an expense when employees have rendered service entitling them to the contributions.

Provision is made for separation and redundancy benefit payments. The Association recognises a provision for termination as part of a broader restructuring when it has developed a detailed formal plan for the terminations and has informed those employees affected that it will carry out the terminations. A provision for voluntary termination is recognised when the employee has accepted the offer of termination.

1.11 Leases

The Association assesses at contract inception whether a contract is, or contains, a lease. That is, if the contract conveys the right to control the use of an identified asset for a period of time in exchange for consideration.

Association as a lessee

The association applies a single recognition and measurement approach for all leases, except for short-term leases and leases of low-value assets. The association recognises lease liabilities to make lease payments and right-of-use assets representing the right to use the underlying assets.

Right-of-use assets

The association recognises right-of-use assets at the commencement date of the lease (i.e., the date the underlying asset is available for use). Right-of-use assets are measured at cost, less any accumulated depreciation and impairment losses, and adjusted for any remeasurement of lease liabilities. The cost of right-of-use assets includes the amount of lease liabilities recognised, initial direct costs incurred, and lease payments made at or before the commencement date less any lease incentives received. Right-of-use assets are depreciated on a straight-line basis over the lease term.

Lease liabilities

At the commencement date of the lease, the association recognises lease liabilities measured at the present value of lease payments to be made over the lease term. The lease payments include fixed payments (including in-substance fixed payments) less any lease incentives receivable, variable lease payments that depend on an index or a rate, and amounts expected to be paid under residual value guarantees. The lease payments also include the exercise price of a purchase option reasonably certain to be exercised by the association and payments of penalties for terminating the lease, if the lease term reflects the association exercising the option to terminate. Variable lease payments that do not depend on an index or a rate are recognised as expenses (unless they are incurred to produce inventories) in the period in which the event or condition that triggers the payment occurs.

MASTER BUILDERS ASSOCIATION OF THE ACT AND ITS CONTROLLED ENTITIES
NOTES TO THE FINANCIAL STATEMENTS
FOR THE YEAR ENDED 30 JUNE 2025

Note 1. Summary of material accounting policies (continued)

1.11 Leases

Lease liabilities (continued)

In calculating the present value of lease payments, the association uses the **implicit interest rate** or **incremental borrowing rate** if the implicit lease rate is not readily determinable. After the commencement date, the amount of lease liabilities is increased to reflect the accretion of interest and reduced for the lease payments made. In addition, the carrying amount of lease liabilities is remeasured if there is a modification, a change in the lease term, a change in the lease payments (e.g., changes to future payments resulting from a change in an index or rate used to determine such lease payments) or a change in the assessment of an option to purchase the underlying asset.

Short-term leases and leases of low-value assets

The Association's short-term leases are those that have a lease term of 12 months or less from the commencement. It also applies the lease of low-value assets recognition exemption to leases that are below \$10,000. Lease payments on short-term leases and leases of low-value assets are recognised as expense on a straight-line basis over the lease term.

1.12 Borrowing costs

All borrowing costs are recognised in profit or loss in the period in which they are incurred.

1.13 Cash

Cash is recognised at its nominal amount. Cash and cash equivalents includes cash on hand, deposits held at call with bank, other short-term highly liquid investments with original maturity of 3 months or less that are readily convertible to known amounts of cash and subject to insignificant risk of changes in value and bank overdrafts. Bank overdrafts are shown within short-term borrowings in current liabilities on the statement of financial position.

1.14 Financial Instruments

Financial assets and financial liabilities are recognised when the Association entity becomes a party to the contractual provisions of the instrument.

1.15 Financial assets

Contract assets and receivables

A contract asset is recognised when the Association's right to consideration in exchange goods or services that has transferred to the customer when that right is conditioned on the Association's future performance or some other condition.

A receivable is recognised if an amount of consideration that is unconditional is due from the customer (i.e. only the passage of time is required before payment of the consideration is due).

Contract assets and receivables are subject to impairment assessment. Refer to accounting policies on impairment of financial assets below.

MASTER BUILDERS ASSOCIATION OF THE ACT AND ITS CONTROLLED ENTITIES
NOTES TO THE FINANCIAL STATEMENTS
FOR THE YEAR ENDED 30 JUNE 2025

Note 1. Summary of material accounting policies (continued)

1.15 Financial assets

Initial recognition and measurement

Financial assets are classified, at initial recognition, and subsequently measured at amortised cost, fair value through other comprehensive income (OCI), or fair value through profit or loss.

The classification of financial assets at initial recognition depends on the financial asset's contractual cash flow characteristics and the association's business model for managing them. With the exception of trade receivables that do not contain a significant financing component, the association initially measures a financial asset at its fair value plus, in the case of a financial asset not at fair value through profit or loss, transaction costs.

In order for a financial asset to be classified and measured at amortised cost or fair value through OCI, it needs to give rise to cash flows that are 'solely payments of principal and interest' (SPPI) on the principal amount outstanding. This assessment is referred to as the SPPI test and is performed at an instrument level.

The Association's business model for managing financial assets refers to how it manages its financial assets in order to generate cash flows. The business model determines whether cash flows will result from collecting contractual cash flows, selling the financial assets, or both.

Purchases or sales of financial assets that require delivery of assets within a time frame established by regulation or convention in the market place (regular way trades) are recognised on the trade date, i.e., the date that the Association commits to purchase or sell the asset.

Subsequent measurement

For purposes of subsequent measurement, financial assets are classified in five categories:

- (Other) financial assets at amortised cost
- (Other) financial assets at fair value through other comprehensive income
- Investments in equity instruments designated at fair value through other comprehensive income
- (Other) financial assets at fair value through profit or loss
- (Other) financial assets designated at fair value through profit or loss

Financial assets at amortised cost

The Association measures financial assets at amortised cost if both of the following conditions are met:

- The financial asset is held within a business model with the objective to hold financial assets in order to collect contractual cash flows and
- The contractual terms of the financial asset give rise on specified dates to cash flows that are solely payments of principal and interest on the principal amount outstanding

Financial assets at amortised cost are subsequently measured using the effective interest (EIR) method and are subject to impairment. Gains and losses are recognised in profit or loss when the asset is derecognised, modified or impaired.

The Association's financial assets at amortised cost includes trade receivables and loans to related parties.

**MASTER BUILDERS ASSOCIATION OF THE ACT AND ITS CONTROLLED ENTITIES
NOTES TO THE FINANCIAL STATEMENTS
FOR THE YEAR ENDED 30 JUNE 2025**

Note 1. Summary of material accounting policies (continued)

1.15 Financial assets

Financial assets at fair value through other comprehensive income

The Association measures debt instruments at fair value through other comprehensive income (OCI) if both of the following conditions are met:

- The financial asset is held within a business model with the objective of both holding to collect contractual cash flows and selling; and
- The contractual terms of the financial asset give rise on specified dates to cash flows that are solely payments of principal and interest on the principal amount outstanding.

For debt instruments at fair value through other comprehensive income, interest income, foreign exchange revaluation and impairment losses or reversals are recognised in profit or loss and computed in the same manner as for financial assets measured at amortised cost.

The remaining fair value changes are recognised in OCI. Upon derecognition, the cumulative fair value change recognised in OCI is recycled to profit or loss.

The Association's debt instruments at fair value through other comprehensive income includes investments in quoted debt instruments included under other non-current financial assets.

Financial assets at fair value through profit or loss (including designated)

Financial assets at fair value through profit or loss include financial assets held for trading, financial assets designated upon initial recognition at fair value through profit or loss, or financial assets mandatorily required to be measured at fair value. Financial assets are classified as held for trading if they are acquired for the purpose of selling or repurchasing in the near term. Derivatives, including separated embedded derivatives, are also classified as held for trading unless they are designated as effective hedging instruments. Financial assets with cash flows that are not solely payments of principal and interest are classified and measured at fair value through profit or loss, irrespective of the business model. Notwithstanding the criteria for debt instruments to be classified at amortised cost or at fair value through OCI, as described above, debt instruments may be designated at fair value through profit or loss on initial recognition if doing so eliminates, or significantly reduces, an accounting mismatch.

Financial assets at fair value through profit or loss are carried in the statement of financial position at fair value with net changes in fair value recognised in profit or loss.

Derecognition

A financial asset is derecognised when:

- The rights to receive cash flows from the asset have expired or
- The Association has transferred its rights to receive cash flows from the asset or has assumed an obligation to pay the received cash flows in full without material delay to a third party under a 'pass-through' arrangement; and either:
 - a) the Association has transferred substantially all the risks and rewards of the asset, or
 - b) the Association has neither transferred nor retained substantially all the risks and rewards of the asset, but has transferred control of the asset.

When the Association has transferred its rights to receive cash flows from an asset or has entered into a pass-through arrangement, it evaluates if, and to what extent, it has retained the risks and rewards of ownership.

**MASTER BUILDERS ASSOCIATION OF THE ACT AND ITS CONTROLLED ENTITIES
NOTES TO THE FINANCIAL STATEMENTS
FOR THE YEAR ENDED 30 JUNE 2025**

Note 1. Summary of material accounting policies (continued)

1.15 Financial assets

When it has neither transferred nor retained substantially all of the risks and rewards of the asset, nor transferred control of the asset, the association continues to recognise the transferred asset to the extent of its continuing involvement together with associated liability.

Offsetting

Financial assets and financial liabilities are offset and the net amount is reported in the statement of financial position if there is a currently enforceable legal right to offset the recognised amounts and there is an intention to settle on a net basis, to realise the assets and settle the liabilities simultaneously.

Impairment

Expected credit losses

Receivables for goods and services, which have 30-day terms, are recognised at the nominal amounts due less any loss allowance due to expected credit losses (ECLs) at each reporting date. A provision matrix that is based on historical credit loss experience, adjusted for forward-looking factors specific to the debtors and the economic environment has been established.

(i) Trade receivables

For trade receivables that do not have a significant financing component, the association applies a simplified approach in calculating expected credit losses (ECLs) which requires lifetime expected credit losses to be recognised from initial recognition of the receivables.

Therefore, the Association does not track changes in credit risk, but instead recognises a loss allowance based on lifetime ECLs at each reporting date. The association has established a provision matrix that is based on its historical credit loss experience, adjusted for forward-looking factors specific to the debtors and the economic environment.

(ii) Debt instruments other than trade receivables

For all debt instruments other than trade receivables and debt instruments not held at fair value through profit or loss, the Association recognises an allowance for expected credit losses using the general approach. ECLs are based on the difference between the contractual cash flows due in accordance with the contract and all the cash flows that the Association expects to receive, discounted at an approximation of the original effective interest rate.

ECLs are recognised in two stages:

- Where there has not been a significant increase in credit risk since initial recognition, ECLs are provided for credit losses from possible default events within the next 12-months (a 12-month ECL).
- Where there has been a significant increase in credit risk since initial recognition, a loss allowance is required for credit losses expected over the remaining life of the debt, irrespective of the timing of the default (a lifetime ECL).

The Association considers a financial asset in default when contractual payments are 90 days past due. However, in certain cases, the Association may also consider a financial asset to be in default when internal or external information indicates that the Association is unlikely to receive the outstanding contractual amounts in full. A financial asset is written off when there is no reasonable expectation of recovering the contractual cash flows.

**MASTER BUILDERS ASSOCIATION OF THE ACT AND ITS CONTROLLED ENTITIES
NOTES TO THE FINANCIAL STATEMENTS
FOR THE YEAR ENDED 30 JUNE 2025**

Note 1. Summary of material accounting policies (continued)

1.16 Financial liabilities

Initial recognition and measurement

Financial liabilities are classified, at initial recognition, at amortised cost unless or at fair value through profit or loss.

All financial liabilities are recognised initially at fair value and, in the case of financial liabilities at amortised cost, net of directly attributable transaction costs.

The Association's financial liabilities include trade and other payables.

Subsequent measurement

Financial liabilities at amortised cost

After initial recognition, trade payables and interest-bearing loans and borrowings are subsequently measured at amortised cost using the EIR method. Gains and losses are recognised in profit or loss when the liabilities are derecognised as well as through the EIR amortisation process.

Amortised cost is calculated by taking into account any discount or premium on acquisition and fees or costs that are an integral part of the EIR. The EIR amortisation is included as finance costs in profit or loss.

Derecognition

A financial liability is derecognised when the obligation under the liability is discharged or cancelled or expires. When an existing financial liability is replaced by another from the same lender on substantially different terms, or the terms of an existing liability are substantially modified, such an exchange or modification is treated as the derecognition of the original liability and the recognition of a new liability. The difference in the respective carrying amounts is recognised in profit or loss.

1.17 Liabilities relating to contracts with customers

Contract liabilities

A contract liability is recognised if a payment is received or a payment is due (whichever is earlier) from a customer before the association transfers the related goods or services. Contract liabilities include deferred income. Contract liabilities are recognised as revenue when the association performs under the contract (i.e., transfers control of the related goods or services to the customer).

Refund liabilities

A refund liability is recognised for the obligation to refund some or all of the consideration received (or receivable) from a customer. The association's refund liabilities arise from customers' right of return. The liability is measured at the amount the association's ultimately expects it will have to return to the customer. The association updates its estimates of refund liabilities (and the corresponding change in the transaction price) at the end of each reporting period.

1.18 Contingent liabilities and contingent assets

Contingent liabilities and contingent assets are not recognised in the statement of financial position but are reported in the relevant notes. They may arise from uncertainty as to the existence of a liability or asset or represent an existing liability or asset in respect of which the amount cannot be reliably measured. Contingent assets are disclosed when settlement is probable but not virtually certain, and contingent liabilities are disclosed when settlement is greater than remote.

**MASTER BUILDERS ASSOCIATION OF THE ACT AND ITS CONTROLLED ENTITIES
NOTES TO THE FINANCIAL STATEMENTS
FOR THE YEAR ENDED 30 JUNE 2025**

Note 1. Summary of material accounting policies (continued)

1.19 Land, buildings, plant and equipment

Asset Recognition Threshold

Purchases of land, buildings, plant and equipment are recognised initially at cost in the statement of financial position. The initial cost of an asset includes an estimate of the cost of dismantling and removing the item and restoring the site on which it is located.

Revaluations—Land and Buildings

Following initial recognition at cost, land and buildings are carried at fair value less subsequent accumulated depreciation and accumulated impairment losses. Revaluations are performed with sufficient frequency such that the carrying amount of assets do not differ materially from those that would be determined using fair values as at the reporting date.

Revaluation adjustments are made on a class basis. Any revaluation increment is credited to equity under the heading of asset revaluation reserve except to the extent that it reversed a previous revaluation decrement of the same asset class that was previously recognised in the surplus/deficit. Revaluation decrements for a class of assets are recognised directly in the profit or loss except to the extent that they reverse a previous revaluation increment for that class. Any accumulated depreciation as at the revaluation date is eliminated against the gross carrying amount of the asset and the asset is restated to the revalued amount.

Depreciation

Depreciable property, plant and equipment assets are written-off to their estimated residual values over their estimated useful life using, in all cases, the straight line method of depreciation. Depreciation rates (useful lives), residual values and methods are reviewed at each reporting date and necessary adjustments are recognised in the current, or current and future reporting periods, as appropriate.

Depreciation rates applying to each class of depreciable asset are based on the following useful lives:

Land and building	1.79%
Motor vehicles	22.5%
Plant and equipment	6.7% to 33%

Derecognition

An item of land, buildings, plant and equipment is derecognised upon disposal or when no future economic benefits are expected from its use or disposal. Any gain or loss arising on the disposal or retirement of an item of property, plant and equipment is determined as the difference between the sales proceeds and the carrying amount of the asset and is recognised in the profit and loss.

1.20 Intangibles

Intangible assets with finite lives that are acquired separately are carried at cost less accumulated amortisation and accumulated impairment losses. Amortisation is recognised on a straight-line basis over their estimated useful life. The estimated useful lives and amortisation method are reviewed at the end of each reporting period, with the effect of any changes in estimate being accounted for on a prospective basis. Intangible assets with indefinite useful lives that are acquired separately are carried at cost less accumulated impairment losses. The useful life of the Association's intangible assets is:

Intangibles	10% to 33%
-------------	------------

MASTER BUILDERS ASSOCIATION OF THE ACT AND ITS CONTROLLED ENTITIES
NOTES TO THE FINANCIAL STATEMENTS
FOR THE YEAR ENDED 30 JUNE 2025

Note 1. Summary of material accounting policies (continued)

1.20 Intangibles (continued)

SaaS arrangements

SaaS arrangements are software product offerings in which the Association does not control the underlying software used in the arrangement. Where costs incurred to configure or customise a SaaS arrangement result in the creation of a resource which is identifiable, and where the Association has the power to obtain the future economic benefits flowing from the underlying resource and to restrict the access of others to those benefits, such costs are recognised as a separate intangible software asset and amortised over the useful life of the software on a straight-line basis. The amortisation period is reviewed at least at the end of each reporting period and any changes are treated as changes in accounting estimates.

Where costs incurred to configure or customise do not result in the recognition of an intangible software asset, the Association recognises those costs as an expense when the supplier provides the services. However, The Association recognise those costs as a prepayment if, and to the extent that, the supplier performing the configuration and customisation activities is the vendor of the SaaS product (or an agent of the vendor) and those activities do not represent a distinct service in addition to the SaaS access. This is because, in that circumstance, the Association cannot separately benefit from the configuration and customisation activities and instead those activities are set up activities performed by the SaaS vendor so that it can provide the SaaS access to the Association.

Previously some SaaS -related costs had been capitalised and amortised over its useful life. In the process of applying The Association's accounting policy on configuration and customisation of costs incurred in implementing SaaS arrangements, management has made the following judgements:

- Determining whether cloud computing arrangements contain a software licence intangible asset
 - The Association evaluates cloud computing arrangements to determine if it provides a resource that The Association can control. The Association determines that a software licence intangible asset exists in a cloud computing arrangement when both of the following are met at the inception of the arrangement:
 - The Association has the contractual right to take possession of the software during the hosting period without significant penalty.
 - It is feasible for the Association to run the software on its own hardware or contract with another party unrelated to the supplier to host the software.
- Capitalisation of configuration and customisation costs in SaaS arrangements
 - Where The Association incurs costs to configure or customise SaaS arrangements and such costs are considered to enhance on-premise software that belongs to The Association or to provide code that can be used by The Association in other arrangements, The Association applies judgement to assess whether such costs result in the creation of an intangible asset that meets the definition and recognition criteria in AASB 138 Intangible Assets (AASB 138).

Derecognition

An intangible asset is derecognised on disposal, or when no future economic benefits are expected from use or disposal. Gains or losses arising from derecognition of an intangible asset, measured as the difference between the net disposal proceeds and the carrying amount of the asset are recognised in profit and loss when the asset is derecognised.

MASTER BUILDERS ASSOCIATION OF THE ACT AND ITS CONTROLLED ENTITIES
NOTES TO THE FINANCIAL STATEMENTS
FOR THE YEAR ENDED 30 JUNE 2025

Note 1. Summary of material accounting policies (continued)

1.21 Impairment of non-financial assets

All assets are assessed for impairment at the end of each reporting period to the extent that there is an impairment trigger. Where indications of impairment exist, the asset's recoverable amount is estimated and an impairment adjustment made if the asset's recoverable amount is less than its carrying amount.

The recoverable amount of an asset is the higher of its fair value less costs of disposal and its value in use. Value in use is the present value of the future cash flows expected to be derived from the asset. Where the future economic benefit of an asset is not primarily dependent on the asset's ability to generate future cash flows, and the asset would be replaced if the Association were deprived of the asset, its value in use is taken to be its depreciated replacement cost.

1.22 Non-current assets held for sale

Non-current assets are classified as held for sale if their carrying amount will be recovered principally through a sale transaction rather than through continuing use. This condition is regarded as met only when the sale is highly probable and the non-current asset is available for immediate sale in its present condition. Management must be committed to the sale, which should be expected to qualify for recognition as a completed sale within one year from the date of classification.

Non-current assets classified as held for sale are measured at the lower of their previous carrying amount and fair value less costs of disposal.

1.23 Taxation

The Association is exempt from income tax under Section 50.1 of the Income Tax Assessment Act 1997, however still has obligation for Fringe Benefits Tax (FBT) and the Goods and Services Tax (GST).

Revenues, expenses and assets are recognised net of GST except:

- where the amount of GST incurred is not recoverable from the Australian Taxation Office; and
- for receivables and payables.

The net amount of GST recoverable from, or payable to, the taxation authority is included as part of receivables or payables.

Cash flows are included in the statement of cash flows on a gross basis. The GST component of cash flows arising from investing and financing activities which is recoverable from, or payable to, the Australian Taxation Office is classified within operating cash flows.

1.24 Fair value measurement

The Association measures financial instruments, such as, financial assets as at fair value through the profit and loss, financial assets at fair value through other comprehensive income, and non-financial assets such as land and buildings and investment properties, at fair value at each balance sheet date. Also, fair values of financial instruments measured at amortised cost are disclosed in Note 16A.

Fair value is the price that would be received to sell an asset or paid to transfer a liability in an orderly transaction between market participants at the measurement date. The fair value measurement is based on the presumption that the transaction to sell the asset or transfer the liability takes place either:

- In the principal market for the asset or liability, or
- In the absence of a principal market, in the most advantageous market for the asset or liability.

The principal or the most advantageous market must be accessible by the Association. The fair value of an asset or a liability is measured using the assumptions that market participants would use when pricing the asset or liability, assuming that market participants act in their economic best interest.

**MASTER BUILDERS ASSOCIATION OF THE ACT AND ITS CONTROLLED ENTITIES
NOTES TO THE FINANCIAL STATEMENTS
FOR THE YEAR ENDED 30 JUNE 2025**

Note 1. Summary of material accounting policies (continued)

1.24 Fair value measurement

A fair value measurement of a non-financial asset takes into account a market participant's ability to generate economic benefits by using the asset in its highest and best use or by selling it to another market participant that would use the asset in its highest and best use.

The Association uses valuation techniques that are appropriate in the circumstances and for which sufficient data are available to measure fair value, maximising the use of relevant observable inputs and minimising the use of unobservable inputs.

All assets and liabilities for which fair value is measured or disclosed in the financial statements are categorised within the fair value hierarchy, described as follows, based on the lowest level input that is significant to the fair value measurement as a whole:

- Level 1—Quoted (unadjusted) market prices in active markets for identical assets or liabilities
- Level 2—Valuation techniques for which the lowest level input that is significant to the fair value measurement is directly or indirectly observable
- Level 3—Valuation techniques for which the lowest level input that is significant to the fair value measurement is unobservable

For assets and liabilities that are recognised in the financial statements on a recurring basis, the Association determines whether transfers have occurred between levels in the hierarchy by re-assessing categorisation (based on the lowest level input that is significant to the fair value measurement as a whole) at the end of each reporting period. External valuers are involved for valuation of significant assets, such as land and buildings and investment properties. Selection criteria include market knowledge, reputation, independence and whether professional standards are maintained. For the purpose of fair value disclosures, the Association has determined classes of assets and liabilities on the basis of the nature, characteristics and risks of the asset or liability and the level of the fair value hierarchy.

1.25 Going concern

The Association is not reliant on the agreed financial support of another association to continue as a going concern basis.

The Association has agreed to provide financial support (through a letter of support) to Master Builders Group Training Limited to ensure they can continue as a going concern basis. This agreed financial support is to continue until 12 months from the date of signing of Master Builders Group Training 2024-25 financial report.

1.26 Business Combination

The acquisition method of accounting is used to account for business combinations regardless of whether equity instruments or other assets are acquired.

The consideration transferred is the sum of the acquisition-date fair values of the assets transferred, equity instruments issued or liabilities incurred by the acquirer to former owners of the acquiree and the amount of any non-controlling interest in the acquiree. For each business combination, the non-controlling interest in the acquiree is measured at either fair value or at the proportionate share of the acquiree's identifiable net assets. All acquisition costs are expensed as incurred to profit or loss.

On the acquisition of a business, the consolidated entity assesses the financial assets acquired and liabilities assumed for appropriate classification and designation in accordance with the contractual terms, economic conditions, the consolidated entity's operating or accounting policies and other pertinent conditions in existence at the acquisition-date.

MASTER BUILDERS ASSOCIATION OF THE ACT AND ITS CONTROLLED ENTITIES
NOTES TO THE FINANCIAL STATEMENTS
FOR THE YEAR ENDED 30 JUNE 2025

Note 1. Summary of material accounting policies (continued)

1.26 Business Combination (continued)

Where the business combination is achieved in stages, the consolidated entity remeasures its previously held equity interest in the acquiree at the acquisition-date fair value and the difference between the fair value and the previous carrying amount is recognised in profit or loss.

Contingent consideration to be transferred by the acquirer is recognised at the acquisition-date fair value. Subsequent changes in the fair value of the contingent consideration classified as an asset or liability is recognised in profit or loss. Contingent consideration classified as equity is not remeasured and its subsequent settlement is accounted for within equity.

Note 2. Events after the reporting period

A Voluntary Deregistration of a Company form was lodged with ASIC on the 9th October 2025 for Southern Training Organisation Pty Ltd. There has not been any other matter or circumstance occurring subsequent to the end of the financial year that has significantly affected, or may significantly affect, the operations of the Association, the results of those operations, or the state of affairs of the Association in subsequent financial periods.

Note 3 Revenue and income

Disaggregation of revenue from contracts with customers

A disaggregation of the Association's revenue by type of arrangement is provided on the face of the Statement of Comprehensive Income. The table below also sets out a disaggregation of revenue by type of customer:

Disaggregation of revenue from contracts with customers

	Consolidation		Parent	
	2025	2024	2025	2024
	\$	\$	\$	\$
Type of customer				
Members	1,328,220	1,337,695	1,328,220	1,337,695
Total revenue from contracts with customers	1,328,220	1,337,695	1,328,220	1,337,695

There has been no economic factors that have affected revenue from members.

Disaggregation of income for furthering activities

A disaggregation of the Association's income by type of arrangement is provided on the face of the Statement of Comprehensive Income. The table below also sets out a disaggregation of income by funding source:

Income funding sources

Grants and/or donations	421,013	338,072	1,750	1,750
Total income for furthering activities	421,013	338,072	1,750	1,750

MASTER BUILDERS ASSOCIATION OF THE ACT AND ITS CONTROLLED ENTITIES
NOTES TO THE FINANCIAL STATEMENTS
FOR THE YEAR ENDED 30 JUNE 2025

Note 3: Income	Consolidation		Parent	
	2025	2024	2025	2024
3A: Investment income				
Interest - Deposits	86,145	106,445	67,491	77,627
Dividend Income	26,500	52,500	26,500	52,500
Total investment income	112,645	158,945	93,991	130,127
3B: Rental revenue				
Properties	98,198	59,148	479,883	433,618
Total rental revenue	98,198	59,148	479,883	433,618
3C: Other revenue				
Building awards and other events	502,295	508,134	502,295	508,134
Commission and fees	1,154,957	1,165,621	1,031,063	1,037,848
Government subsidies	-	-	-	-
Employer reimbursements	-	-	-	-
Industry Training Fund funding	-	-	-	-
Advertising fees	205,712	298,067	205,712	314,197
Miscellaneous events	-	-	-	-
Publication sales	23,539	22,194	23,539	22,194
Service agreement fee	-	-	638,737	835,220
Sponsorships	512,214	585,028	512,214	585,028
Training fees and rebates	2,387,274	3,816,578	-	-
User choice training fees	470,624	810,584	-	-
Sundry income	86,764	119,374	79,120	78,046
Worker's compensation insurance reimbursement	-	-	-	-
Total other revenue	5,343,379	7,325,580	2,992,680	3,380,667
3D: Grants and/or donations				
Grants	51,502	69,010	1,750	1,750
Donations	369,511	269,062	-	-
Total grants and donations	421,013	338,072	1,750	1,750
3E: Net gains from sale of assets				
Plant and equipment	91	46,249	-	23,114
Total net gain from sale of assets	91	46,249	-	23,114

MASTER BUILDERS ASSOCIATION OF THE ACT AND ITS CONTROLLED ENTITIES
NOTES TO THE FINANCIAL STATEMENTS
FOR THE YEAR ENDED 30 JUNE 2025

	Consolidation		Parent	
	2025	2024	2025	2024
	\$	\$	\$	\$
Note 4: Expenses				
4A: Employee expense				
Holders of office:				
Wages and salaries	-	-	-	-
Superannuation	-	-	-	-
Leave and other entitlements	-	-	-	-
Separation and redundancies	-	-	-	-
Other employee expenses	-	-	-	-
Subtotal employee expenses holders of office	-	-	-	-
Employees other than office holders:				
Wages and salaries	4,213,917	4,644,457	2,248,541	2,461,630
Superannuation	438,273	493,478	228,322	256,495
Leave and other entitlements	(136,519)	(92,846)	(118,970)	(69,551)
Separation and redundancies	-	-	-	-
Other employee expenses	243,378	346,467	147,383	204,364
Subtotal employee expenses employees other than office holders	4,759,049	5,391,556	2,505,276	2,852,938
Total employee expenses	4,759,049	5,391,556	2,505,276	2,852,938
4B: Administration expenses				
Total paid to employers for payroll deductions of membership subscriptions	-	-	-	-
Compulsory levies	-	-	-	-
Fees/allowances - meetings and conferences	-	-	-	-
Conference and meeting expenses	-	-	-	-
Consultants	719,920	1,035,954	202,743	106,528
Office expenses	57,088	58,127	35,906	30,682
Property expenses	235,652	239,032	150,154	148,069
Information communications technology	11,263	13,258	5,760	6,451
Total administrative expenses	1,023,923	1,346,371	394,563	291,730
4C: Grants or donations				
Grants:				
Total expensed that were \$1,000 or less	-	-	-	-
Total expensed that exceed \$1,000	-	-	-	-
Donations:				
Total expensed that were \$1,000 or less	2,518	500	2,518	500
Total expensed that exceed \$1,000	1,060	1,005	1,060	1,005
Total grants or donations	3,578	1,505	3,578	1,505

MASTER BUILDERS ASSOCIATION OF THE ACT AND ITS CONTROLLED ENTITIES
NOTES TO THE FINANCIAL STATEMENTS
FOR THE YEAR ENDED 30 JUNE 2025

	Consolidation		Parent	
	2025	2024	2025	2024
Note 4: Expenses (continued)	\$	\$	\$	\$
4D: Depreciation and amortisation				
Depreciation:				
Land & buildings	162,577	162,577	162,577	162,577
Property, plant and equipment	121,652	150,856	57,311	82,074
Right of use asset	163,283	130,182	2,976	4,907
Total depreciation	447,512	443,615	222,864	249,558
Amortisation:				
Intangibles	72,863	175,541	45,023	46,035
Total amortisation	72,863	175,541	45,023	46,035
Total depreciation and amortisation	520,375	619,156	267,887	295,593
4E: Finance costs				
Bank charges	18,536	23,020	7,365	10,150
Total finance costs	18,536	23,020	7,365	10,150
4F: Legal costs				
Litigation	-	-	-	-
Other legal costs	5,215	1,697	5,989	6,421
Total legal costs	5,215	1,697	5,989	6,421
4G: Other expenses				
Penalties - via RO Act or the <i>Fair Work Act 2009</i>	-	-	-	-
Advertising expense	108,977	136,928	108,977	136,928
Catering	383,548	402,773	382,756	400,394
Compliance costs	52,693	55,890	-	-
Doubtful debts expense	9,465	(20,863)	-	-
Other event expenses	282,129	301,821	282,129	301,821
Insurance	119,480	97,087	54,953	32,763
Material expenses	58,766	67,318	-	-
Meetings and seminars	7,476	15,758	7,360	14,733
Subscription expense	471,070	385,197	257,308	234,753
Motor vehicle expense	5,964	22,568	1,039	6,225
Printing, postage and stationary	111,194	125,658	95,020	100,511
Repairs and maintenance	127,504	148,899	117,201	140,187
Worker's compensation	172,570	167,711	32,651	20,914
Interest expense on lease liability	20,004	8,563	480	502
Discounts given	308	308	-	-
Other expenses	516,172	413,769	414,847	107,197
Total other expenses	2,447,320	2,329,385	1,754,721	1,496,928

MASTER BUILDERS ASSOCIATION OF THE ACT AND ITS CONTROLLED ENTITIES
NOTES TO THE FINANCIAL STATEMENTS
FOR THE YEAR ENDED 30 JUNE 2025

Note 5: Current assets

	Consolidation		Parent	
	2025	2024	2025	2024
	\$	\$	\$	\$
Note 5A: Cash and cash equivalents				
Cash at bank	1,606,542	1,829,563	1,245,058	1,280,568
Cash on hand	-	500	-	-
Short term deposits	1,290,000	1,820,000	1,060,000	1,320,000
Total cash and cash equivalent	2,896,542	3,650,063	2,305,058	2,600,568

Note 5B: Trade and other receivables

Receivables from other reporting unit[s]

Less allowance for expected credit losses

Receivable from other reporting unit[s] (net)

Trade receivables

Accounts receivable

Less allowance for expected credit losses

Total trade receivables (net)

Other receivables

Interest receivable

Total other receivables

Total trade and other receivables (net)

The movement in the allowance for expected credit losses of trade and other receivables is as follows:

At 1 July	46,647	71,647	15,000	15,000
Provision for expected credit losses	-	-	-	-
Write-off	(5,911)	(25,000)	-	-
At 30 June	40,736	46,647	15,000	15,000

The Association has recognised the following assets and liabilities related to contracts with customers:

Receivables	358,734	564,710	1,252,635	754,075
Receivables - current	358,734	564,710	239,931	754,075
Receivables - non-current	-	-	1,012,704	-
Contract assets	-	-	-	-
Contract assets - current	-	-	-	-
Contract assets - non-current	-	-	-	-
Other contract liabilities	-	-	-	-
Contract liabilities - current	-	-	-	-
Contract liabilities - non-current	-	-	-	-

MASTER BUILDERS ASSOCIATION OF THE ACT AND ITS CONTROLLED ENTITIES
NOTES TO THE FINANCIAL STATEMENTS
FOR THE YEAR ENDED 30 JUNE 2025

Note 6: Non-current assets

	Consolidation		Parent	
	2025	2024	2025	2024
	\$	\$	\$	\$
Note 6A: Property, plant and equipment				
Land and buildings - at independent valuation	11,353,877	11,353,877	11,353,877	11,353,877
Less: accumulated depreciation	(325,154)	(162,577)	(325,154)	(162,577)
Total land and building	11,028,723	11,191,300	11,028,723	11,191,300
Motor vehicles - at cost	40,263	40,263	-	-
Less: accumulated depreciation	(40,263)	(40,263)	-	-
Total motor vehicles	-	-	-	-
Plant and equipment - at cost	1,033,318	1,187,982	672,858	678,743
Less: accumulated depreciation	(838,704)	(889,291)	(605,557)	(564,952)
Total plant and equipment	194,614	298,691	67,301	113,791
Total property, plant and equipment	11,223,337	11,489,991	11,096,024	11,305,091

Reconciliation of opening and closing balances of property, plant and equipment

<i>Land and buildings</i>				
Balance at the beginning of the year	11,191,300	11,353,877	11,191,300	11,353,877
Additions	-	-	-	-
Revaluation	-	-	-	-
Depreciation for the year	(162,577)	(162,577)	(162,577)	(162,577)
Balance at the end of the year	11,028,723	11,191,300	11,028,723	11,191,300
<i>Motor vehicles</i>				
Balance at the beginning of the year	-	6,822	-	-
Disposals	-	-	-	-
Depreciation for the year	-	(6,822)	-	-
Balance at the end of the year	-	-	-	-
<i>Plant and equipment</i>				
Balance at the beginning of the year	298,691	349,765	113,791	137,092
Additions	73,133	96,507	10,821	58,773
Disposals	(55,558)	(3,547)	-	-
Recognised in business combination	-	-	-	-
Depreciation for the year	(121,652)	(144,034)	(57,311)	(82,074)
Balance at the end of the year	194,614	298,691	67,301	113,791
<i>Total property, plant and equipment</i>				
Balance at the beginning of the year	11,489,991	11,710,464	11,305,091	11,490,969
Additions	73,133	96,507	10,821	58,773
Revaluation	-	-	-	-
Recognised in business combination	-	-	-	-
Disposals	(55,558)	(3,547)	-	-
Depreciation for the year	(284,229)	(313,433)	(219,888)	(244,651)
Balance at the end of the year	11,223,337	11,489,991	11,096,024	11,305,091

MASTER BUILDERS ASSOCIATION OF THE ACT AND ITS CONTROLLED ENTITIES
NOTES TO THE FINANCIAL STATEMENTS
FOR THE YEAR ENDED 30 JUNE 2025

Note 6: Non-current assets (continued)

The revalued land and buildings consist of \$2,250,000 of Land and \$9,103,877 of Buildings. Management determined that these constitute one class of asset under AASB 13 Fair Value Measurement, based on the nature, characteristics and risks of the property.

Fair value of the properties was determined by using market comparable method. This means that valuations performed by the valuer are based on active market prices, significantly adjusted for the difference in the nature, location or condition of the specific property. As at the date of revaluation 30 June 2023, the properties' fair values are based on valuations performed by Knight Frank, an accredited independent valuer.

	Consolidation		Parent	
	2025	2024	2025	2024
	\$	\$	\$	\$
Note 6B: Intangibles				
Website development costs - at cost				
Purchased	149,430	149,430	149,430	149,430
Less: accumulated amortisation	(145,247)	(134,861)	(145,247)	(134,861)
Total website development costs	4,183	14,569	4,183	14,569
Database development costs - at cost				
Purchased	462,921	462,921	257,191	257,191
Less: accumulated amortisation	(350,075)	(287,600)	(255,384)	(220,747)
Total database development costs	112,846	175,321	1,807	36,444
Training courses - at cost				
Purchased	-	305,000	-	-
Less: accumulated amortisation	-	(305,000)	-	-
Total training courses costs	-	-	-	-
Total intangibles	117,029	189,890	5,990	51,013
<i>Reconciliation of opening and closing balances of intangibles</i>				
Website development costs				
Balance at the beginning of the year	14,556	24,955	14,569	24,955
Amortisation for the year	(10,399)	(10,399)	(10,386)	(10,386)
Balance at the end of the year	4,157	14,556	4,183	14,569
Database development costs				
Balance at the beginning of the year	175,336	238,810	36,444	72,093
Additions	-	-	-	-
Amortisation for the year	(62,462)	(63,474)	(34,637)	(35,649)
Balance at the end of the year	112,874	175,336	1,807	36,444
Training courses costs				
Balance at the beginning of the year	-	101,667	-	-
Recognised in business combination	-	-	-	-
Amortisation for the year	-	(101,667)	-	-
Balance at the end of the year	-	-	-	-

MASTER BUILDERS ASSOCIATION OF THE ACT AND ITS CONTROLLED ENTITIES
NOTES TO THE FINANCIAL STATEMENTS
FOR THE YEAR ENDED 30 JUNE 2025

	Consolidation		Parent	
	2025	2024	2025	2024
	\$	\$	\$	\$
Note 6B: Intangibles (continued)				
<i>Total intangibles</i>				
Balance at the beginning of the year	189,892	365,431	51,013	97,048
Additions	-	-	-	-
Recognised in business combination	-	-	-	-
Amortisation for the year	(72,863)	(175,541)	(45,023)	(46,035)
Balance at the end of the year	117,029	189,890	5,990	51,013

Note 6C: Other financial assets

Financial assets at fair value through profit or loss

Non-listed equity shares	120,000	120,000	120,000	120,000
Total other financial assets	120,000	120,000	120,000	120,000

Note 6D: Leases

Set out below are the carrying amounts of right-of-use assets recognised and the movements during the period:

<i>Right of use asset</i>				
Balance at the beginning of the year	212,809	144,068	13,143	10,288
Additions	356,944	208,630	-	14,878
Depreciation for the year	(163,283)	(130,182)	(2,976)	(4,907)
Disposal	-	(9,707)	-	(7,116)
Balance at the end of the year	406,470	212,809	10,167	13,143

Set out below are the carrying amounts of lease liabilities (included under interest-bearing loans and borrowings) and the movements during the period:

<i>Lease liabilities</i>				
Balance at the beginning of the year	215,637	152,940	13,291	11,484
Additions	356,944	208,630	-	14,878
Accretion of interest	20,004	8,563	480	502
Payments	(169,621)	(119,246)	(3,287)	(7,445)
Disposal	-	(35,250)	-	(6,128)
Balance at the end of the year	422,964	215,637	10,484	13,291
Current	163,208	52,337	2,922	3,047
Non Current	259,756	163,300	7,562	10,244

The maturity analysis of lease liabilities is disclosed in Note 14D

The following are the amounts recognised in profit or loss:

Depreciation expense of right-of-use assets	(163,283)	(130,182)	(2,976)	(4,907)
Interest expense on lease liabilities	(20,004)	(8,563)	(480)	(502)
Total amount recognised in profit or loss	(183,287)	(138,745)	(3,456)	(5,409)

MASTER BUILDERS ASSOCIATION OF THE ACT AND ITS CONTROLLED ENTITIES
NOTES TO THE FINANCIAL STATEMENTS
FOR THE YEAR ENDED 30 JUNE 2025

Note 7: Current liabilities

	Consolidation		Parent	
	2025	2024	2025	2024
	\$	\$	\$	\$
Note 7A: Trade payables				
Trade creditors and accrual	558,346	409,757	195,460	213,497
Subtotal trade creditors	<u>558,346</u>	<u>409,757</u>	<u>195,460</u>	<u>213,497</u>
Payables to other reporting unit[s]	-	-	-	-
Subtotal payables to other reporting unit[s]	<u>-</u>	<u>-</u>	<u>-</u>	<u>-</u>
Total trade payables	<u>558,346</u>	<u>409,757</u>	<u>195,460</u>	<u>213,497</u>

Note 7B: Other payables

Payable to employers for making payroll deductions of membership subscriptions	-	-	-	-
Legal costs - Litigation	-	-	-	-
GST payable	122,252	100,985	242,168	183,411
PAYG tax payable	78,378	120,759	42,742	77,732
Unearned revenue	1,596,100	1,268,241	1,461,635	1,268,241
Other payables	10,612	19,549	10,594	12,467
Total other payables	<u>1,807,342</u>	<u>1,509,534</u>	<u>1,757,139</u>	<u>1,541,851</u>

Total other payables are expected to be settled in:

No more than 12 months	1,807,342	1,509,534	1,757,139	1,541,851
More than 12 months	-	-	-	-
Total other payables	<u>1,807,342</u>	<u>1,509,534</u>	<u>1,757,139</u>	<u>1,541,851</u>

MASTER BUILDERS ASSOCIATION OF THE ACT AND ITS CONTROLLED ENTITIES
NOTES TO THE FINANCIAL STATEMENTS
FOR THE YEAR ENDED 30 JUNE 2025

Note 8: Provisions

	Consolidation		Parent	
	2025	2024	2025	2024
	\$	\$	\$	\$
Note 8A: Employee provisions				
Office holders:				
Annual leave	-	-	-	-
Long service leave	-	-	-	-
Separations and redundancies	-	-	-	-
Others	-	-	-	-
Subtotal employee benefits - office holders	<u>-</u>	<u>-</u>	<u>-</u>	<u>-</u>
Employees other than office holders:				
Annual leave	208,748	299,697	110,605	175,320
Long service leave	142,048	187,618	65,372	119,627
Separations and redundancies	-	-	-	-
Others	-	-	-	-
Subtotal employee benefits other than office holders	<u>350,796</u>	<u>487,315</u>	<u>175,977</u>	<u>294,947</u>
Total employee provisions	<u>350,796</u>	<u>487,315</u>	<u>175,977</u>	<u>294,947</u>
Current	271,708	396,762	127,427	242,900
Non-current	79,088	90,553	48,550	52,047
Total employee provisions	<u>350,796</u>	<u>487,315</u>	<u>175,977</u>	<u>294,947</u>

Note 9: Equity

Note 9A: Other Specific disclosures - funds

Compulsory levy/voluntary contribution fund - if invested in assets

Balance as at start of year	-	-	-	-
Transferred to reserve	-	-	-	-
Transferred out of reserve	-	-	-	-
Balance as at end of year	<u>-</u>	<u>-</u>	<u>-</u>	<u>-</u>

MASTER BUILDERS ASSOCIATION OF THE ACT AND ITS CONTROLLED ENTITIES
NOTES TO THE FINANCIAL STATEMENTS
FOR THE YEAR ENDED 30 JUNE 2025

Note 10: Cash flow

	Consolidation		Parent	
	2025	2024	2025	2024
	\$	\$	\$	\$
Note 10A: Cash flow reconciliation				
Reconciliation of cash and cash equivalent as per balance sheet to cash flow statement				
Cash and cash equivalent as per:				
Cash flow statement	2,896,542	3,650,063	2,305,058	2,600,568
Balance sheet	2,896,542	3,650,063	2,305,058	2,600,568
Difference	<u>-</u>	<u>-</u>	<u>-</u>	<u>-</u>
Reconciliation of profit (deficit) to net cash from operating activities:				
Profit/(deficit) for the year after income tax	(1,579,954)	(451,808)	(73,715)	317,106
Adjustments for non-cash items				
Depreciation/amortisation	520,373	619,156	267,887	295,593
(Gain)/Loss on disposal of assets	55,558	3,547	-	-
Investment income	(26,500)	(52,500)	(26,500)	(52,500)
Changes in assets and liabilities:				
(Increase)/decrease in net receivables	214,795	350,950	(486,688)	(473,879)
(Increase)/decrease in prepayments	(98,616)	46,620	(68,139)	13,313
(Increase)/decrease in inventories	492	(1,218)	492	(1,218)
Increase/(decrease) in supplier payables	148,589	(161,604)	(18,037)	(15,548)
Increase/(decrease) in other payables	344,511	(150,038)	215,288	(99,097)
Increase/(decrease) in employee provisions	(136,519)	(92,846)	(118,970)	(69,551)
Net cash flows from operating activities	<u>(557,271)</u>	<u>110,259</u>	<u>(308,382)</u>	<u>(85,781)</u>
Note 10B: Cash flow information				
Cash inflows				
Master Builders Association of the ACT	5,105,869	5,250,461	5,105,869	5,250,461
MBA Group Training Limited	3,476,565	5,125,596	-	-
Total cash inflows	<u>8,582,434</u>	<u>10,376,057</u>	<u>5,105,869</u>	<u>5,250,461</u>
Cash outflows				
Master Builders Association of the ACT	5,401,379	5,348,470	5,401,379	5,348,470
MBA Group Training Limited	3,934,576	5,097,561	-	-
Total cash outflows	<u>9,335,955</u>	<u>10,446,031</u>	<u>5,401,379</u>	<u>5,348,470</u>

Note 11: Contingent liabilities, assets and commitments

Note 11A: Commitments and contingencies

Operating lease commitments - as lessor

Master Builders ACT has a current rental and service agreement in place with Master Builders Fidelity Fund. There are no provisions for fixed increases although increases are agreed upon by both parties at approximately 3% per annum.

MBA ACT has a current agreement in place with MBA Insurance Services, (now branded as Master Builders Insurance Brokers), which includes licence to occupy office space with fees to be reviewed on an annual basis.

MASTER BUILDERS ASSOCIATION OF THE ACT AND ITS CONTROLLED ENTITIES
NOTES TO THE FINANCIAL STATEMENTS
FOR THE YEAR ENDED 30 JUNE 2025

Note 11A: Commitments and contingencies (continued)

Risk management for rights retained in the underlying assets

The office space occupied by Master Builders Fidelity Fund and Master Builders Insurance Brokers is located at the same premises as Master Builders ACT and as such is subject to ongoing observation. Risks associated with any rights retained in underlying assets are mitigated given that MBA ACT reviews monthly financial reports and audited financials of both entities to assess their ability to service their agreements. Risk is also mitigated given the reciprocal nature of both entities with MBA ACT.

	Consolidation		Parent	
	2025	2024	2025	2024
	\$	\$	\$	\$
Within one year	98,198	59,148	492,057	433,618
After one year but not more than five years	-	-	-	-
	98,198	59,148	492,057	433,618

Note 12: Related party disclosures

Note 12A: Related party transactions for the reporting period

Revenue received from MBA Group Training Limited includes the following:

Rent	-	-	381,685	358,749
Service fee	-	-	505,312	626,389

Revenue received from MBA Southern Training Organisation includes the following:

Rent	-	-	-	-
Service fee	-	-	78,125	109,538

Revenue received from Master Builders Fidelity Fund includes the following:

Service fee	919,193	882,754	919,193	854,222
Rent	34,082	33,090	34,082	33,090

Revenue received from MBA Legal Pty Ltd includes the following:

Rent	-	-	12,174	15,721
Service fee	-	-	56,297	99,292
Advertising	-	-	-	16,130

Amounts owed by MBA Legal	-	-	-	157,942
----------------------------------	---	---	---	---------

Amounts owed by Master Builders Fidelity Fund	93,498	82,233	93,498	82,233
--	--------	--------	--------	--------

Amounts owed by MBA Group Training Limited	-	-	1,012,703	230,684
---	---	---	-----------	---------

Amounts owed by MBA Southern Training Organisation	-	-	-	33,418
---	---	---	---	--------

MASTER BUILDERS ASSOCIATION OF THE ACT AND ITS CONTROLLED ENTITIES
NOTES TO THE FINANCIAL STATEMENTS
FOR THE YEAR ENDED 30 JUNE 2025

Note 12: Related party disclosures (continued)

Loans to/from related parties

There is the no loan to any related parties.

Terms and conditions of transactions with related parties

The sales to and purchases from related parties are made on terms equivalent to those that prevail in arm's length transactions. Outstanding balances for sales and purchases at the year-end are unsecured and interest free and settlement occurs in cash. There have been no guarantees provided or received for any related party receivables or payables. For the year ended 30 June 2025, the Association has not recorded any impairment of receivables relating to amounts owed by related parties and declared person or body (2024: \$Nil). This assessment is undertaken each financial year through examining the financial position of the related party and the market in which the related party operates.

No expected credit losses have been raised in relation to any outstanding balances, and no expense has been recognised in respect of expected credit losses due from loan to a related party.

	Consolidation		Parent	
	2025	2024	2025	2024
	\$	\$	\$	\$
Note 12B: Key management personnel remuneration for the reporting period				
<u>Short-term employee benefits</u>				
Salary (including annual leave taken)	744,891	982,839	744,891	982,839
Annual leave accrued	27,916	37,207	27,916	37,207
	<u>772,807</u>	<u>1,020,046</u>	<u>772,807</u>	<u>1,020,046</u>
<u>Post-employment benefits</u>				
Superannuation	82,660	90,266	82,660	90,266
	<u>82,660</u>	<u>90,266</u>	<u>82,660</u>	<u>90,266</u>
<u>Other long-term benefits</u>				
Long service leave	11,698	23,293	11,698	23,293
	<u>11,698</u>	<u>23,293</u>	<u>11,698</u>	<u>23,293</u>
	<u>867,165</u>	<u>1,133,605</u>	<u>867,165</u>	<u>1,133,605</u>

MASTER BUILDERS ASSOCIATION OF THE ACT AND ITS CONTROLLED ENTITIES
NOTES TO THE FINANCIAL STATEMENTS
FOR THE YEAR ENDED 30 JUNE 2025

Note 12: Related party disclosures (continued)

		Consolidation		Parent	
		2025	2024	2025	2024
		\$	\$	\$	\$
Note 12C: Transactions with key management personnel					
Executive member	Revenue received from				
Gracie Ferreira	Pacific Formwork	8,883	5,699	3,134	2,869
Frank Porreca	Benchmark Projects	1,425	2,316	1,425	1,051
Nick Zardo	Guideline ACT	13,070	26,406	7,178	7,178
Bryan Leeming	Connected Projects	1,331	1,281	1,331	1,281
Jason Tancheveski	Classic Constructions	1,425	1,868	1,425	1,868
Michelle Tifan	Brooks Marchant	1,455	1,400	-	-
Ben McGeechan	Bal Building	1,524	1,524	1,524	1,524
Mark Bauer	Manteena	-	20,322	-	11,677
Sarah Flanagan	E. & S. Trading Co. (Discounts) Pty Ltd	37,180	30,878	37,180	30,878
Alisa Taylor	MV Law	23,923	13,489	23,923	13,489
Peter Henden	Cercol	13,971	6,118	10,698	4,758
Parry Pichelmann	Pichelmann Custom Building	1,600	1,306	1,600	1,306
Amie Lloyd	Lloyds Building & Construction	3,134	-	3,134	-
		108,920	112,607	92,552	77,879
Loans to/from key management personnel		-	-	-	-

		Consolidation		Parent	
		2025	2024	2025	2024
		\$	\$	\$	\$
Note 13: Auditor's remuneration					
Audit of financial statements		44,300	47,900	22,000	25,100
Assistance with the compilation of financial statements		10,200	11,100	6,000	7,000
		54,500	59,000	28,000	32,100

No other services were provided by the auditors of the financial statements.

MASTER BUILDERS ASSOCIATION OF THE ACT AND ITS CONTROLLED ENTITIES
NOTES TO THE FINANCIAL STATEMENTS
FOR THE YEAR ENDED 30 JUNE 2025

Note 14. Financial instruments

	Consolidation		Parent	
	2025	2024	2025	2024
	\$	\$	\$	\$
Note 14A: Categories of financial instruments				
<u>Financial assets</u>				
Non listed equity shares	120,000	120,000	120,000	120,000
Loans and receivables	321,269	536,064	1,239,502	752,814
Carrying amount of financial assets	441,269	656,064	1,359,502	872,814
<u>Financial liabilities</u>				
Other financial liabilities	2,365,688	1,919,291	1,952,599	1,755,348
Carrying amount of financial liabilities	2,365,688	1,919,291	1,952,599	1,755,348

Note 14B: Net income and expense from financial assets

<u>Held-to-maturity</u>				
Interest revenue	86,145	106,445	67,491	77,627
Dividend income	26,500	52,500	26,500	52,500
Net gain/(loss) from financial assets	112,645	158,945	93,991	130,127

Note 14C: Credit risk

The Association is not exposed to any significant credit risk. Credit risk is managed through close management of all debtors. Historically, the Association has had very few issues with the collection of debts.

Consolidated 30 June 2025	Trade and other receivables					
	Days past due					Total
	Current	<30 days	30-60 days	61-90 days	>91 days	
	\$	\$	\$	\$	\$	\$
Expected credit loss rate	-%	-%	-%	37%	100%	11%
Estimate total gross carrying amount at default	155,278	89,655	55,719	27,461	30,645	358,758
Expected credit loss	-	-	-	10,081	30,645	40,736

Parent 30 June 2025	Trade and other receivables					
	Days past due					Total
	Current	<30 days	30-60 days	61-90 days	>91 days	
	\$	\$	\$	\$	\$	\$
Expected credit loss rate	-%	-%	-%	-%	2%	1%
Estimate total gross carrying amount at default	361,376	108,148	81,574	70,899	630,638	1,252,635
Expected credit loss	-	-	-	-	15,000	15,000

MASTER BUILDERS ASSOCIATION OF THE ACT AND ITS CONTROLLED ENTITIES
NOTES TO THE FINANCIAL STATEMENTS
FOR THE YEAR ENDED 30 JUNE 2025

Note 14. Financial instruments (continued)

Note 14C: Credit risk (continued)

Consolidated 30 June 2024	Trade and other receivables					
	Days past due					
	Current \$	<30 days \$	30-60 days \$	61-90 days \$	>91 days \$	Total \$
Expected credit loss rate	-%	-%	-%	-%	44%	10%
Estimate total gross carrying amount at default	177,318	149,627	25,962	20,314	106,185	479,405
Expected credit loss	-	-	-	-	46,267	46,267

Parent 30 June 2024	Trade and other receivables					
	Days past due					
	Current \$	<30 days \$	30-60 days \$	61-90 days \$	>91 days \$	Total \$
Expected credit loss rate	-%	-%	-%	-%	17%	5%
Estimate total gross carrying amount at default	134,201	38,152	14,362	3,564	88,750	279,082
Expected credit loss	-	-	-	-	15,000	15,000

The association's maximum exposure to credit risk for the components of the statement of financial position at 30 June 2025 and 30 June 2024 is the carrying amounts as illustrated in Note 14C.

Note 14D: Liquidity risk

Vigilant liquidity risk management required the Association to maintain sufficient liquid assets (mainly cash and cash equivalents) to be able to pay debts as and when they become due and payable.

The Association manages liquidity risk by maintaining adequate cash reserves by continuously monitoring actual and forecast cash flows and matching maturity profiles of financial assets and liabilities.

Lease liability maturities for 2025 (Consolidated)

	On Demand	< 1 year \$	1– 2 years \$	2– 5 years \$	>5 years \$	Total \$
Lease liabilities	-	163,208	178,034	81,722	-	422,964
Total	-	163,208	178,034	81,722	-	422,964

Lease liability maturities for 2025 (Parent)

	On Demand	< 1 year \$	1– 2 years \$	2– 5 years \$	>5 years \$	Total \$
Lease liabilities	-	2,922	3,041	4,521	-	10,484
Total	-	2,922	3,041	4,521	-	10,484

MASTER BUILDERS ASSOCIATION OF THE ACT AND ITS CONTROLLED ENTITIES
NOTES TO THE FINANCIAL STATEMENTS
FOR THE YEAR ENDED 30 JUNE 2025

Note 14. Financial instruments (continued)

Note 14E: Market risk

Foreign currency risk

The Association is not exposed to any foreign currency risk. The Association does not have any foreign currency dealings or transactions.

Price risk

The Association is not exposed to any significant price risk. The Association's revenue and expenses are not significantly impacted by market prices.

Interest rate risk

The Association is not exposed to any significant interest rate risk. The Association has very limited exposure to interest rate risk as there is no debt with interest component.

Sensitivity analysis of the risk that the entity is exposed to for 2025

	Risk variable	Change in risk variable %	Effect on	
			Profit and loss	Equity
			\$	\$
Interest rate risk	\$20,004	+1%	200	200
Interest rate risk	\$20,004	-1%	(200)	(200)

Sensitivity analysis of the risk that the entity is exposed to for 2024

	Risk variable	Change in risk variable %	Effect on	
			Profit and loss	Equity
			\$	\$
Interest rate risk	\$8,669	+3%	260	260
Interest rate risk	\$8,669	-3%	(260)	(260)

Note 15: Fair value measurement

Fair value hierarchy

The following tables detail the Association's assets and liabilities, measured or disclosed at fair value, using a three-level hierarchy, based on the lowest level of input that is significant to the entire fair value measurement, being:

Level 1: Quoted prices (unadjusted) in active markets for identical assets or liabilities that the entity can access at the measurement date

Level 2: Inputs other than quoted prices include within Level 1 that are observable for the asset or liability, either directly or indirectly

Level 3: Unobservable inputs for the asset or liability

	Level 1 \$	Level 2 \$	Level 3 \$	Total \$
Consolidated - 2025				
<i>Assets</i>				
Land and buildings	-	-	11,028,723	11,028,723

There have been no transfers between levels during the year.

The Association's assets are stated at their revalued amounts, being the fair value at the date of revaluation, less any subsequent accumulated depreciation.

MASTER BUILDERS ASSOCIATION OF THE ACT AND ITS CONTROLLED ENTITIES
NOTES TO THE FINANCIAL STATEMENTS
FOR THE YEAR ENDED 30 JUNE 2025

Note 15: Fair value measurement (continued)

Further information is set out below.

Land (Level 3)

The land was last revalued on 30 June 2023. The fair value of the land was determined using the sales comparison approach. The key inputs under this approach are the price per square metre from sales of comparable land in the area. Professional judgment of the value is used to determine the comparability of sales overdue which is unbearable.

Buildings (Level 3)

The buildings were last revalued on 30 June 2023. The fair value of the buildings was determined using the depreciated replacement cost approach. The subject asset is considered to represent a specialised, purpose-built facility, for which there is no active market, or a very limited market. The key input under this approach is the estimated gross current replacement cost which is based on the expected useful lives and any adjustment for deterioration and obsolescence.

Note 15A. Financial assets and liabilities

Management of the Association assessed that cash, trade receivables, trade payables, and other current liabilities approximate their carrying amounts largely due to the short term maturities of these instruments.

The fair value of financial assets and liabilities is included at the amount which the instrument could be exchanged in a current transaction between willing parties. The following methods and assumptions were used to estimate the fair values:

- Fair values of the Association's interest-bearing borrowings and loans are determined by using a discounted cash flow method. The discount rate used reflects the issuer's borrowing rate as at the end of the reporting period. The own performance risk as at 30 June 2025 was assessed to be insignificant.
- Fair value of available-for-sale financial assets is derived from quoted market prices in active markets.
- Long-term fixed-rate and variable-rate receivables/borrowings are evaluated by the Association based on parameters such as interest rates and individual credit worthiness of the customer. Based on this evaluation, allowances are taken into account for the expected losses of these receivables. As at 30 June 2025 the carrying amounts of such receivables, net of allowances, were not materially different from their calculated fair values.

The following table contains the carrying amounts and related fair values for the Association's financial assets and liabilities:

	Carrying amount 2025 \$	Fair value 2025 \$	Carrying amount 2024 \$	Fair value 2024 \$
Financial assets				
Non-listed equity shares	120,000	120,000	120,000	120,000
Total	120,000	120,000	120,000	120,000
Financial liabilities				
Financial liabilities	-	-	-	-
Total	-	-	-	-

MASTER BUILDERS ASSOCIATION OF THE ACT AND ITS CONTROLLED ENTITIES
NOTES TO THE FINANCIAL STATEMENTS
FOR THE YEAR ENDED 30 JUNE 2025

Note 15B: Financial and non-financial assets and liabilities fair value hierarchy

The following tables provide an analysis of financial and non-financial assets and liabilities that are measured at fair value, by fair value hierarchy.

Fair value hierarchy – 30 June 2025

	Level 1	Level 2	Level 3
	\$	\$	\$
Assets measured at fair value			
Land and buildings	-	-	11,028,723
Non-listed equity shares	-	-	120,000
Total	-	-	11,148,723
Liabilities measured at fair value			
Liabilities measured at fair value	-	-	-
Total	-	-	-

Fair value hierarchy – 30 June 2024

	Level 1	Level 2	Level 3
	\$	\$	\$
Assets measured at fair value			
Land and building	-	-	11,191,300
Non-listed equity shares	-	-	120,000
Total	-	-	11,311,300
Liabilities measured at fair value			
Liabilities measured at fair value	-	-	-
Total	-	-	-

MASTER BUILDERS ASSOCIATION OF THE ACT AND ITS CONTROLLED ENTITIES
NOTES TO THE FINANCIAL STATEMENTS
FOR THE YEAR ENDED 30 JUNE 2025

	Consolidation	
	2025	2024
	\$	\$
Note 16: Income Tax		
Current Tax	2,325	-
Deferred Tax	46,703	(59,693)
	<u>49,028</u>	<u>(59,693)</u>

The prima facie tax on profit from ordinary activities before income tax is reconciled to the income tax as follows:

Prima facie tax payable on profit from ordinary activities before income tax at 25%	134,260	(59,866)
Add tax effect of:		
- Other non allowable items	8,451	-
- Tax losses not being recognised	41,573	294
Less tax effect of		
- Non-assessable items	(135,256)	(121)
Income tax attributable to the consolidated entity	<u>49,028</u>	<u>(59,693)</u>

Note: Deferred Tax Assets & Liabilities

Deferred tax assets and liabilities consist of:

Property plant & equipment	-	(20,000)
Intangible assets	-	-
Carry forward tax losses	-	65,998
Other	-	705
Net deferred tax liabilities	<u>-</u>	<u>46,703</u>

Southern Training Organisation and MBA Legal are required to pay income tax. The above note details the Income Tax Reconciliation and Deferred Tax Assets and Liabilities of these entities as part of the consolidated group.

Note 17: Interest in Subsidiaries

The consolidated financial statements incorporate the assets, liabilities and results of the following wholly-owned subsidiaries in accordance with the accounting policy described in Note 1.

	Country of Incorporation	Ownership Interest	
		2025	2024
MBA Group Training Limited	Australia	100%	100%
MBA Legal Pty Ltd	Australia	100%	100%

**MASTER BUILDERS ASSOCIATION OF THE ACT AND ITS CONTROLLED ENTITIES
NOTES TO THE FINANCIAL STATEMENTS
FOR THE YEAR ENDED 30 JUNE 2025**

Note 18: Section 272 Fair Work (Registered Organisations) ACT 2009

In accordance with the requirements of the *Fair Work (Registered Organisations) Act 2009*, the attention of members is drawn to the provisions of subsections (1) to (3) of section 272, which reads as follows:

Information to be provided to members or the General Manager:

- (1) A member of a reporting unit, or the General Manager, may apply to the reporting unit for specified prescribed information in relation to the reporting unit to be made available to the person making the application.
- (2) The application must be in writing and must specify the period within which, and the manner in which, the information is to be made available. The period must not be less than 14 days after the application is given to the reporting unit.
- (3) A reporting unit must comply with an application made under subsection (1).

**MASTER BUILDERS ASSOCIATION OF THE ACT AND ITS CONTROLLED ENTITIES
OFFICER DECLARATION STATEMENT**

**Master Builders Association of the ACT and its Controlled Entities
OFFICER DECLARATION STATEMENT**

I, FRANCESCO POMECA being the DIRECTOR of the **Master Builders Association of the ACT and its Controlled Entities**, declare that the following activities did not occur during the reporting period ending 30 June 2025.

The reporting unit did not:

- acquire an asset or liability due to an amalgamation under Part 2 of Chapter 3 of the RO Act, a restructure of the branches of an organisation, a determination or revocation by the General Manager, Fair Work Commission
- incur expenses due to holding a meeting as required under the rules of the organisation
- have a payable in respect of legal costs relating to other legal matters
- have a fund or account for compulsory levies, voluntary contributions or required by the rules of the organisation or branch
- transfer to or withdraw from a fund (other than the general fund), account, asset or controlled entity
- have moneys from a fund or account been invested in assets
- provide cash flows to another reporting unit and/or controlled entity
- receive cash flows from another reporting unit and/or controlled entity
- have another entity administer the financial affairs of the reporting unit
- make a payment to a former related party of the reporting unit

Signed by the officer:

Dated: 20.10.2025 /

