

Telegraphic Address:
'SOLIDARITY' SYDNEY

Rail, Tram & Bus Union

NEW SOUTH WALES BRANCH

In your reply please quote reference

No. **NL:MM**

A.B.N. 55 090 785 801

Level 4, 321 Pitt Street,
SYDNEY N.S.W. 2000
TELEPHONE: (02) 9264 2511 (9 LINES)
FAX: (02) 9261 1342
EMAIL: nswwho@rtbu-nsw.org

Tuesday, 17 June 2003

**Australian Industrial Relations Commission
NSW Statutory Services Branch
Level 8
Terrace Towers
80 William Street
EAST SYDNEY NSW 2011**



Dear Sir or Madam:

Please find attached documents relating to financial year ending 31.12.2002.

Committee of Management

Accounting Officer's Certificate

Auditor's Report

Secretary's Certificate

Audit Report

Copy of RTBU journal 2002.

If you have any queries please do not hesitate to contact this office and ask for Margaret Mahon on 02 9264 2511.

Yours faithfully

**N Lewocki
Branch Secretary**

**AUSTRALIAN RAIL, TRAM & BUS INDUSTRY UNION
(RAIL TRAM & BUS UNION)
NEW SOUTH WALES BRANCH**

COMMITTEE OF MANAGEMENT CERTIFICATE

We, Mikolay Lewocki and Robert Norman Hayden being two members of the Committee of Management of the Australan Rail Tram and Bus industry Union, New South Wales Branch) do state on behalf of the Committee and in accordance with a resolution passed by the Committee, that :

- (i) in the opinion of the Committee of Management, the attached accounts show a true and fair view of the financial affairs of the organisation as at 31st December, 2002.
- (ii) in the opinion of the Committee of Management, meetings of the Committee were held during the year ended 31/12/2002 in accordance with the rules of the organisation;
- (iii) to the knowledge of any member of the Committee, there have been no instances where records of the organization or other documents (not being documents containing information made available to a member of the organisation under sub-section 274(2) of the *Workplace Relations Act 1996*) or copies of those records or documents, or copies of the rules of the organisation, have not been furnished or made available to members in accordance with the requirements of the *Workplace Relations Act 1996*, the Regulations thereto, or the rules of the organisation; and
- (iv) the organisation has complied with sub-sections 279(1) and (6) of the Act in relation to the financial accounts in respect of the year ended 31st December, 2001 and the auditor's report thereon.

M. Lewocki (signed)

R. Hayden (signed)

Dated 24/3/2003.

(F)

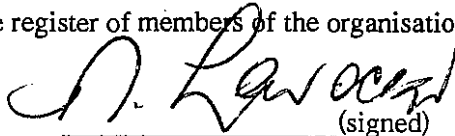
**AUSTRALIAN RAIL, TRAM & BUS INDUSTRY UNION
(RAIL TRAM & BUS UNION)
NEW SOUTH WALES BRANCH**

ACCOUNTING OFFICER'S CERTIFICATE

I, Mikolay Lewocki being the Officer responsible for keeping the accounting records of the Australian Rail Tram and Bus Industry Union, New South Wales Branch certify that as at 31/12/2002 the number of members of the organization was 14,603.

In my opinion,

- (i) the attached accounts show a true and fair view of the financial affairs of the organisation as at 31/12/2002;
- (ii) a record has been kept of all moneys paid by, or collected from, members and all moneys so paid or collected have been credited to the bank account to which those moneys are to be credited, in accordance with the rules of the organisation;
- (iii) before any expenditure was incurred by the organisation, approval of the incurring of the expenditure was obtained in accordance with the rules of the organisation;
- (iv) with regard to funds of the organisation raised by compulsory levies or voluntary contributions from members, or funds other than the General Fund operated in accordance with the rules, no payments were made out of any such fund for purposes other than those for which the fund was operated;
- (v) no loans or other financial benefits other than remuneration in respect of their full-time employment with the organisation, were made to persons holding office in the organisation
- (vi) the register of members of the organisation was maintained in accordance with the Act.


(signed)

Name: Mikolay Lewocki

Position: Secretary

Date: 24.3./2003

Mangraviti Partners

incorporating the practice of C.W. Bush

Chartered Accountants

PARTNERS

JOE MANGRAVITI CA
Chartered Accountant

KEN MANGRAVITI FCA
Chartered Accountant

CONSULTANT

BILL BUSH FCA
Chartered Accountant

**AUSTRALIAN RAIL, TRAM & BUS INDUSTRY UNION
NEW SOUTH WALES BRANCH**

**INDEPENDENT AUDIT OPINION
TO THE MEMBERS OF THE AUSTRALIAN RAIL, TRAM & BUS UNION, NEW
SOUTH WALES BRANCH**

SCOPE

We have audited the financial statements of the Australian rail, Tram & Bus Industry Union, New South Wales Branch for the year ended 31 December 2002. The Branch Executive and Accounting Officer are responsible for the preparation and presentation of the financial statements and the information they contain. We have conducted an independent audit of these financial statements, in order to express an opinion on them to the members of the Branch.

Our audit has been conducted in accordance with Australian Auditing Standards to provide reasonable assurance as to whether the financial statements are free of material misstatement. Our procedures included examination on a test basis, of evidence supporting the amounts and other disclosures in the financial statements and the evaluation of accounting policies and significant accounting estimates. The procedures have been undertaken to form an opinion, as to whether in all material respects, the financial statements are presented fairly in accordance with Accounting Standards and other mandatory professional reporting requirements and statutory requirements, so as to present a view of the Australian rail, Tram & Bus Industry Union, New South Wales Branch which is consistent with our understanding of its financial position and the results of its operations.

The audit opinion expressed in this report has been formed on the above basis.

REPORT

We report that we have inspected and audited the accounting records of the Australian Rail, Tram & Bus Industry Union, New South Wales Branch in relation to the year ended 31 December 2002 and report that in our opinion, satisfactory accounting records were kept by the organisation in relation to the period, including:

- (a) (i) records of the sources and nature of the income of the organisation (including income from members); and
- (ii) records of the nature and purpose of the expenditure of the organisation; and

in our opinion the accounts and other statements prepared under section 510 of the Industrial Relations Act 1991 and section 273 of the Workplace Relations Act 1996 in relation to the period were properly drawn up, so as to give a true and fair view of :

| | |
|-------------|--------------------|
| ACCOUNTING | AUDITING |
| CONSULTING | ESTATE PLANNING |
| FAMILY LAW | FINANCE |
| TAXATION | FINANCIAL PLANNING |
| BOOKKEEPING | LITIGATION |




| | | |
|----------------|----------------|----------------|
| BURWOOD | MIRANDA | CITY |
| ☎ 02 9744 0556 | ☎ 02 9744 0556 | ☎ 02 9264 5325 |
| ☐ 02 9744 0646 | ☐ 02 9744 0646 | ☐ 02 9744 0646 |

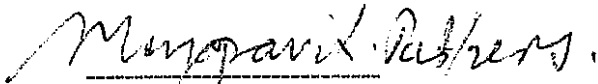
ALL CORRESPONDENCE TO PO Box 150, BURWOOD NSW 1805
EMAIL: info@mangraviti.com.au

- (b) (i) the financial affairs of the organisation as at 31 December 2002; and
- (ii) the income and expenditure and surplus of the organisation for the year ended 31 December 2002;
- (c) (i) all information, being information which was reasonably wanted for the purpose of this audit, which was required and sought by us or by any person authorised by me for the purpose of the audit, was provided.

We also understand that to the extent that there was any deficiency, failure or shortcoming in relation to the matters referred to above, we must report particulars in accord with Section 514 (5) of the Industrial Relations Act and Section 276 (4) of the Workplace Relations Act.



K J Mangraviti
Partner



Mangraviti Partners
Chartered Accountants

Date 15 May, 2003

(4)

**AUSTRALIAN RAIL, TRAM & BUS INDUSTRY UNION
(RAIL TRAM & BUS UNION)
NEW SOUTH WALES BRANCH**

SECRETARY' CERTIFICATE

I, Mikolay Lewocki certify that the enclosed copies of the Auditor's Report, accounts and statements of the Australian Rail Tram & Bus Industry Union, New South Wales Branch for the year ended 31/12/2002 are copies of the documents that were supplied to members in June, 2003 and subsequently presented to the ~~general meeting of members~~/meeting of committee of management held on 6 / 6 / 2003.

SIGNATURE: M. Lewocki

NAME: Mikolay Lewocki

POSITION: Branch Secretary

Date: 6 / 6 / 2003.

AUSTRALIAN RAIL TRAM & BUS INDUSTRY UNION

NEW SOUTH WALES BRANCH

FINANCIAL REPORT

For the Year Ended 31st December 2002

Prepared by

MANGRAVITI PARTNERS
BURWOOD NSW

AUSTRALIAN RAIL TRAM & BUS INDUSTRY UNION

NEW SOUTH WALES BRANCH

BALANCE SHEET

As at 31st December 2002

| | Note | 2002 | 2001 |
|----------------------------------|------|-----------|-----------|
| <u>CURRENT ASSETS</u> | | | |
| Cash On Hand | 3 | 3,850 | 3,850 |
| Cash At Bank | 4 | 2,178,316 | 1,945,742 |
| Investments | 5 | 753,848 | 684,457 |
| Receivables | 6 | 293,219 | 282,195 |
| Other | 7 | 18,705 | -- |
| | | ----- | ----- |
| <u>TOTAL CURRENT ASSETS</u> | | 3,247,938 | 2,916,244 |
| | | ----- | ----- |
| <u>NON-CURRENT ASSETS</u> | | | |
| Property | 8 | 4,438,253 | 4,563,583 |
| Office Equipment Etc | 9 | 309,676 | 361,399 |
| Motor Vehicles | 10 | 295,023 | 269,619 |
| Sussex Inlet Property & Equip | 11 | 662,433 | 681,315 |
| | | ----- | ----- |
| <u>TOTAL NON-CURRENT ASSETS</u> | | 5,705,385 | 5,875,916 |
| | | ----- | ----- |
| <u>TOTAL ASSETS</u> | | 8,953,323 | 8,792,160 |
| | | ----- | ----- |
| <u>CURRENT LIABILITIES</u> | | | |
| Accounts Payable | 12 | 275,065 | 207,998 |
| Provisions | 13 | 312,390 | 369,893 |
| | | ----- | ----- |
| <u>TOTAL CURRENT LIABILITIES</u> | | 587,455 | 577,891 |
| | | ----- | ----- |
| <u>TOTAL LIABILITIES</u> | | 587,455 | 577,891 |
| | | ----- | ----- |
| <u>NET ASSETS</u> | | 8,365,868 | 8,214,269 |
| | | ===== | ===== |
| <u>ACCUMULATED FUNDS</u> | | | |
| Accumulated Surplus | 14 | 8,365,868 | 8,214,269 |
| | | ----- | ----- |
| <u>ACCUMULATED FUNDS</u> | | 8,365,868 | 8,214,269 |
| | | ===== | ===== |

AUSTRALIAN RAIL TRAM & BUS INDUSTRY UNION

NEW SOUTH WALES BRANCH

INCOME AND EXPENDITURE ACCOUNT
For the Year Ended 31st December 2002

| | Note | 2002 | 2001 |
|---|------|-----------|-----------|
| Operating Surplus | 2 | | |
| General Fund | | 137,271 | 246,536 |
| Sussex Inlet Park | | (27,811) | 41,889 |
| Bus & Tram Fund | | 42,139 | 38,846 |
| | | ----- | ----- |
| | | 151,599 | 327,271 |
| Add Accumulated Surplus B/Fwd at the beginning of the year | | 8,214,269 | 7,886,998 |
| | | ----- | ----- |
| | | 8,365,868 | 8,214,269 |
| | | ----- | ----- |
| ACCUMULATED SURPLUS | | 8,365,868 | 8,214,269 |
| | | ===== | ===== |

AUSTRALIAN RAIL TRAM & BUS INDUSTRY UNION

NEW SOUTH WALES BRANCH

INCOME AND EXPENDITURE ACCOUNT

For the Year Ended 31st December 2002

GENERAL FUND

| | Note | 2002 | 2001 |
|--|------|-----------|-----------|
| <u>INCOME</u> | | | |
| Interest Received | | 52,569 | 64,825 |
| Rent Received-Liverpool St | | 35,129 | 35,132 |
| Rent Received-Redfern | | 11,683 | 13,567 |
| Members Contributions | | 4,213,939 | 3,990,651 |
| Sale of shares-Trades Hall Assoc | | 62,657 | -- |
| Other Income | | 202,500 | -- |
| WorkCover Grant Received | | 75,120 | -- |
| | | ----- | ----- |
| | | 4,653,597 | 4,104,175 |
| | | ----- | ----- |
| TOTAL INCOME | | 4,653,597 | 4,104,175 |
| <u>LESS EXPENSES INCURRED</u> | | | |
| Air Fares & Travelling Expenses | | 15,358 | 14,409 |
| Audit Fees | | 30,603 | 31,850 |
| Body Corporate Fees | | 59,770 | -- |
| Bank Charges & F.I.D. etc | | 2,743 | 6,654 |
| Branch Council Expenses | | 15,049 | 14,218 |
| Commission Paid | | 3,895 | 4,365 |
| Consultants Fees | | 10,110 | -- |
| Country Branch Expenses | | -- | 1,087 |
| Depreciation | | 303,520 | 263,164 |
| Donations, Affiliations Fees & Subscriptions-Industrial | | 106,317 | 101,154 |
| Donations, Affiliation Fees & Subscriptions-Other | | 14,706 | 22,393 |
| Council, Executive Expenses & Lost Time | | 177,161 | 124,377 |
| Electricity | | 19,819 | 19,706 |
| Organising Expenses | | 86,565 | 70,138 |
| Fringe Benefits Tax | | 19,954 | 10,262 |
| General Expenses | | 29,772 | 60,452 |
| Hire - Plant and Equipment | | 5,034 | 3,008 |
| Honorariums | | 13,770 | -- |
| Insurances - General | | 28,228 | 21,855 |
| Legal Expenses | | 90,162 | 103,071 |
| Motor Vehicle Expenses | | 60,069 | 58,904 |
| Motor Vehicle Leasing | | -- | 12,141 |
| Members Training | | 32,043 | 35,563 |
| Members Mortality Fund | | 57,500 | 42,319 |
| Payroll Tax | | 84,673 | 78,574 |
| Postage | | 15,003 | 15,918 |
| Printing and Stationery | | 131,719 | 99,254 |
| Provision Long Service Leave | | (68,448) | 45,309 |
| Publications & Subscriptions | | 4,703 | 3,686 |

AUSTRALIAN RAIL TRAM & BUS INDUSTRY UNION

NEW SOUTH WALES BRANCH

INCOME AND EXPENDITURE ACCOUNT

For the Year Ended 31st December 2002

GENERAL FUND

| | Note | 2002 | 2001 |
|---|------|-----------|-----------|
| Remuneration-Office Holders | | 1,225,759 | 1,042,323 |
| Remuneration- Other Employees | | 449,308 | 409,039 |
| Rail & Road Publishing & Other Costs | | 99,132 | 59,255 |
| Rates and Taxes | | 17,926 | 14,192 |
| Repairs and Maintenance | | 94,483 | 137,931 |
| Staff Fares & Travelling | | 9,279 | 12,233 |
| Staff Training | | 4,637 | 14,725 |
| Staff Uniforms | | 4,641 | 1,736 |
| Superannuation | | 524,459 | 169,738 |
| Sustentation National Office | | 550,181 | 587,812 |
| Telephone | | 128,048 | 121,138 |
| Badges & Other Items | | 10,860 | 23,686 |
| Workcover Grant Direct Costs | | 47,815 | -- |
| | | ----- | ----- |
| TOTAL EXPENSES INCURRED | | 4,516,326 | 3,857,639 |
| | | ----- | ----- |
| <u>NET INCOME</u> | | 137,271 | 246,536 |
| | | ===== | ===== |

AUSTRALIAN RAIL TRAM & BUS INDUSTRY UNION

NEW SOUTH WALES BRANCH

INCOME AND EXPENDITURE ACCOUNT
For the Year Ended 31st December 2002

SUSSEX INLET PARK

| | Note | 2002 | 2001 |
|-------------------------------|------|---------|----------|
| <u>INCOME</u> | | | |
| Interest Received | | 27 | 112 |
| Rent Received | | 144,817 | 154,807 |
| | | ----- | ----- |
| | | 144,844 | 154,919 |
| | | ----- | ----- |
| TOTAL INCOME | | 144,844 | 154,919 |
| <u>LESS EXPENSES INCURRED</u> | | | |
| Depreciation | | 27,937 | 27,208 |
| Electricity | | 11,339 | 10,606 |
| General Expenses | | 4,190 | 6,755 |
| Insurances - General | | 8,984 | 6,938 |
| Motor Vehicle Expenses | | 1,009 | 1,782 |
| Rates and Taxes | | 8,000 | 8,591 |
| Repairs and Maintenance | | 44,529 | 32,764 |
| Telephone | | 2,991 | 1,932 |
| Wages | | 63,676 | 16,454 |
| | | ----- | ----- |
| TOTAL EXPENSES INCURRED | | 172,655 | 113,030 |
| | | ----- | ----- |
| <u>NET LOSS</u> | | 27,811 | (41,889) |
| | | ===== | ===== |

AUSTRALIAN RAIL TRAM & BUS INDUSTRY UNION

NEW SOUTH WALES BRANCH

INCOME AND EXPENDITURE ACCOUNT
For the Year Ended 31st December 2002

BUS & TRAM PICNIC FUND

| | Note | 2002 | 2001 |
|-------------------------------|------|--------|--------|
| <u>INCOME</u> | | | |
| Interest Received | | 5,097 | 5,610 |
| Members Contributions | | 79,660 | 77,372 |
| | | ----- | ----- |
| | | 84,757 | 82,982 |
| | | ----- | ----- |
| TOTAL INCOME | | 84,757 | 82,982 |
| <u>LESS EXPENSES INCURRED</u> | | | |
| Picnic Expenses | | 42,618 | 44,136 |
| | | ----- | ----- |
| TOTAL EXPENSES INCURRED | | 42,618 | 44,136 |
| | | ----- | ----- |
| <u>NET INCOME</u> | | 42,139 | 38,846 |
| | | ===== | ===== |

AUSTRALIAN RAIL TRAM & BUS INDUSTRY UNION

NEW SOUTH WALES BRANCH

STATEMENT OF CASH FLOWS

For the Year Ended 31st December 2002

| | This Year Inflows (Outflows) | Last Year Inflows (Outflows) |
|---|------------------------------------|------------------------------------|
| CASH FLOW FROM OPERATING ACTIVITIES | | |
| Receipts from members | 4,264,412 | 3,923,685 |
| Payments to suppliers and employees | (4,391,119) | (3,763,929) |
| Interest received | 57,691 | 70,546 |
| Rent received | 191,629 | 201,856 |
| Proceeds from sale of shares | 62,657 | -- |
| Receipts - other | 277,620 | -- |
| | ----- | ----- |
| Net cash provided by (used in) operating activities (Note 2) | 462,890 | 432,158 |
| CASH FLOW FROM INVESTING ACTIVITIES | | |
| Proceeds from (Payment for) property, plant and equipment | (160,926) | (424,421) |
| | ----- | ----- |
| Net cash provided by (used in) investing activities | (160,926) | (424,421) |
| Net increase (decrease) in cash held | | |
| Cash at beginning of year | 301,964 | 7,737 |
| | ----- | ----- |
| Cash at end of year (Note 1) | 2,634,050 | 2,626,312 |
| | ----- | ----- |
| | 2,936,014 | 2,634,049 |
| | ===== | ===== |

NOTES TO THE STATEMENT OF CASH FLOWS

Note 1: Reconciliation of Cash

Cash at the end of the financial year as shown in the Statement of Cash Flows is reconciled to the related items in the statement of financial position as follows:

| | | |
|-----------------------------|-----------|-----------|
| Cash at Bank and on Deposit | 2,936,014 | 2,634,049 |
| | ----- | ----- |
| | 2,936,014 | 2,634,049 |
| | ===== | ===== |

AUSTRALIAN RAIL TRAM & BUS INDUSTRY UNION

NEW SOUTH WALES BRANCH

STATEMENT OF CASH FLOWS

For the Year Ended 31st December 2002

| | This Year Inflows (Outflows) | Last Year Inflows (Outflows) |
|--|------------------------------------|------------------------------------|
| Note 2: Reconciliation of Cash Flow from Operations with profit from ordinary activities after income tax | | |
| Profit from ordinary activities after income tax | 151,599 | 327,271 |
| Depreciation | 331,456 | 290,372 |
| (Increase)/Decrease in receivables | (29,729) | (142,105) |
| Increase/(Decrease) in creditors | 67,067 | 37,715 |
| Increase/(Decrease) in provision for annual leave | 10,945 | (37,551) |
| Increase/(Decrease) in provision for long service leave | (68,448) | (43,544) |
| Cash flows from operations | 462,890 | 432,158 |

AUSTRALIAN RAIL TRAM & BUS INDUSTRY UNION

NEW SOUTH WALES BRANCH

NOTES TO THE FINANCIAL STATEMENTS
For the Year Ended 31st December 2002

2002

2001

NOTE 1. STATEMENT OF SIGNIFICANT ACCOUNTING POLICIES

- (a) This financial report is a special purpose financial report prepared for use management and members of the union. Management have determined that the union is not a reporting entity.

The financial report has been prepared in accordance with the requirements of the following Australian Accounting Standards:

AAS 1: Profit and Loss Accounts
AAS 5: Materiality
AAS 8: Events Occurring After Reporting Date

No other Australian Accounting Standards, Urgent Issues Group Consensus Views or other authoritative pronouncements of the Australian Accounting Standards Board have been applied.

The financial report is prepared on an accruals basis and is based on historic costs and does not take into account changing money values or, except where specifically stated, current valuations of non-current assets.

The following specific accounting policies, which are consistent with the previous period unless otherwise stated, have been adopted in the preparation of this report:

- (b) Property, Plant & Equipment.
Property, plant and equipment are included at cost, independent or directors' valuation. All assets, excluding freehold land and buildings, are depreciated over their useful lives to the union.

Property at valuation are at valuations made as at 1/9/92 less amortisation to 28/2/93 plus additions at cost.

Note 2: OPERATING SURPLUS

| | | |
|--|---------|---------|
| Operating Profit (Loss) | 151,599 | 327,271 |
| | ===== | ===== |
| Other Income represents payment made by Australian Transport Officers Association as part settlement of officers and membership transfer to Rail Tram & Bus Union. | 202,500 | -- |
| | ===== | ===== |

AUSTRALIAN RAIL TRAM & BUS INDUSTRY UNION

NEW SOUTH WALES BRANCH

NOTES TO THE FINANCIAL STATEMENTS
For the Year Ended 31st December 2002

| | 2002 | 2001 |
|----------------------------------|-----------|-----------|
| Note 3: CASH ON HAND | | |
| Cash on Hand Head Office | 1,000 | 1,000 |
| Cash on Hand loco | 350 | 350 |
| Cash on Hand Bus & Tram | 2,000 | 2,000 |
| Cash on Hand Sussex | 500 | 500 |
| | ----- | ----- |
| | 3,850 | 3,850 |
| | ===== | ===== |
| Note 4: CASH AT BANK | | |
| CBA Ordinary Account | 226,193 | 312,954 |
| 2006 1001 6110 | | |
| CBA Jervis Inlet | 13,291 | 13,294 |
| 2016 1013 9182 | | |
| CBA Funeral Benefit Fund | 103,530 | 85,462 |
| 2006 0090 0973 | | |
| CBA Bus & Tram Picnic Fund | 65,990 | 50,116 |
| 2231 1000 1491 | | |
| CBA Loco General Fund | 51,011 | 103,321 |
| 2016 1003 0224 | | |
| CBA Loco | 183,384 | 101,414 |
| 2016 0009 0329 | | |
| CBA Loco | 460,223 | 441,938 |
| 2016 0078 3934 | | |
| CBA Bus & Tram | 224,929 | 161,070 |
| 2231 1004 3878 | | |
| CBA Bus & Tram | 173,744 | 118,251 |
| 2231 1008 0134 | | |
| CBA Bus & Tram Training Levy | 53,169 | 21,661 |
| 2231 1014 1160 | | |
| CBA Training Levy | 162,620 | 156,422 |
| 2016 1018 8128 | | |
| CBA Loco Training Levy | 203,921 | 144,167 |
| 2016 1023 4286 | | |
| CBA Cash management Call Account | 234,750 | 214,111 |
| 2074 1002 6973 | | |
| CBA Credit Card Deposit | 11,561 | 11,561 |
| 2016 5008 2205 | | |
| CBA Bus & Tram Credit Card Dep | 10,000 | 10,000 |
| 2231 5005 9508 | | |
| | ----- | ----- |
| | 2,178,316 | 1,945,742 |
| | ===== | ===== |

AUSTRALIAN RAIL TRAM & BUS INDUSTRY UNION

NEW SOUTH WALES BRANCH

NOTES TO THE FINANCIAL STATEMENTS
For the Year Ended 31st December 2002

| | 2002 | 2001 |
|---|-----------------------------|-----------------------------|
| Note 5: INVESTMENTS | | |
| CBA-Interest Bearing deposit 2006 5009 3284 | 30,838 | 30,094 |
| Encompass Credit Union | 9,285 | 9,269 |
| Loco Cash Management Account CBA Bus & Tram-Cash Management 1008 6093 | 85,420 | 82,898 |
| CBA Bus & Tram-Cash Management 1012 4758 | 443 | 45,200 |
| CBA Bus & Tram Picnic Fund 201098 | 189,513 | 185,665 |
| CBA Bus & Tram Deposit Account 201510 | 338,199 | 331,331 |
| Melbourne Credit Union | 100,150 | -- |
| | ----- 753,848 ===== | ----- 684,457 ===== |
| Note 6: RECEIVABLES | | |
| Trade Debtors | 268,771 | 282,195 |
| Receivables | 24,448 | -- |
| | ----- 293,219 ===== | ----- 282,195 ===== |
| Note 7: OTHER CURRENT ASSETS | | |
| Prepayments | 18,705 | -- |
| | ----- 18,705 ===== | ----- -- ===== |
| Note 8: PROPERTY | | |
| Strata Property-Level 4 321 Pitt St Sydney (at cost) | 2,622,994 | 2,622,994 |
| 7/9-91 Renwick St Redfern- at valuation plus cost. | 2,021,914 | 2,021,914 |
| Strata Property-185 Liverpool St Sydney-at valuation plus cost. | 495,184 | 495,184 |
| Property-33 Gordon Ave, Hamilton at valuation plus cost. | 159,666 | 159,666 |
| Deduct Prov'n for Depreciation | (861,505) | (736,175) |
| | ----- 4,438,253 ===== | ----- 4,563,583 ===== |

AUSTRALIAN RAIL TRAM & BUS INDUSTRY UNION

NEW SOUTH WALES BRANCH

NOTES TO THE FINANCIAL STATEMENTS
For the Year Ended 31st December 2002

| | 2002 | 2001 |
|--|-----------|-----------|
| Note 9: OFFICE EQUIPMENT ETC (at cost) | | |
| PittSt-Office Equip etc | 409,002 | 404,437 |
| Pitt St Computer Hardware | 188,914 | 165,090 |
| Loco Division-Office & Other Equipment | 53,922 | 54,357 |
| Loco Division-Carpet & Air Conditioner Liverpool St | 12,310 | 12,310 |
| Plant and Equipment | 15,264 | 15,264 |
| Bus & Tram Division-Office equipment Etc | 202,712 | 200,985 |
| Bus & Tram Division-Computer hardware | 86,921 | 77,928 |
| Newcastle-Air Conditioner | 1,540 | 1,540 |
| Deduct Prov'n for Depreciation | (660,909) | (570,512) |
| | ----- | ----- |
| | 309,676 | 361,399 |
| | ===== | ===== |
| Note 10: MOTOR VEHICLES | | |
| Motor Vehicles | 351,514 | 311,493 |
| Deduct Prov'n for Depreciation | (56,491) | (41,874) |
| | ----- | ----- |
| | 295,023 | 269,619 |
| | ===== | ===== |
| Note 11: SUSSEX INLET PROPERTY & EQUIP | | |
| Leasehold Property -at valuation 1/9/92,plus cost | 763,517 | 763,517 |
| Furniture | 75,803 | 70,602 |
| Plant & Equipment | 37,514 | 33,660 |
| Motor Vehicle | 16,800 | 16,800 |
| Deduct Prov'n for Depreciation | (231,201) | (203,264) |
| | ----- | ----- |
| | 662,433 | 681,315 |
| | ===== | ===== |
| Note 12: ACCOUNTS PAYABLE | | |
| Accounts Payable-National Office | 47,956 | 116,288 |
| Accounts Payable-Other | 227,109 | 91,710 |
| | ----- | ----- |
| | 275,065 | 207,998 |
| | ===== | ===== |
| Note 13: PROVISIONS | | |
| Provision for Annual Leave | 138,204 | 127,259 |
| Provision for Long Service Leave | 174,186 | 242,634 |
| | ----- | ----- |
| | 312,390 | 369,893 |
| | ===== | ===== |
| Note 14: ACCUMULATED FUNDS | | |
| Accumulated Funds B-Fwd | 8,365,868 | 8,214,269 |
| | ===== | ===== |

Facsimile Transmittal

RAIL, TRAM & BUS UNION

Phone: (02) 9264 2511

Fax: (02) 9261 1342

Address: LEVEL 4, 321 PITT STREET
SYDNEY NSW 2000



Date: 6-8-2003.

Attention: BEKINDA

Fax Number: 9380-6990

From: M. MAHON.

Number of Pages (including this cover): 2.

Comment (s):

Privacy and Confidentiality Notice: The information contained in this transmission is intended for the named recipient only. It may contain privileged and confidential information and if you are not an intended recipient, you must not copy, distribute or take any action in reliance on it. If you have received this facsimile in error, please notify the sender immediately.

NICK LEWOCKI - SECRETARY



Telegraphic Address:
'SOLIDARITY' SYDNEY

Rail, Tram & Bus Union

NEW SOUTH WALES BRANCH

In your reply please quote reference

No. **NL:MM**

A.B.N. 55 090 785 801

Level 4, 321 Pitt Street,
SYDNEY N.S.W. 2000
TELEPHONE: (02) 9264 2511 (9 LINES)
FAX: (02) 9261 1342
EMAIL: nswho@rtbu-nsw.org

Wednesday, 6 August 2003

**Australian Industrial Relations Commission
NSW Statutory Services Branch
Level 8
Terrace Towers
80 William Street
EAST SYDNEY NSW 2011**

Dear Sir or Madam:

We the Australian Rail Tram & Bus Industry Union, NSW Branch published the Audit report year ending 2002 in our April, 2003 journal. This journal was sent to the membership on 21st May, 2003.

If you have any queries please do not hesitate to contact this office on 02 9264 2511.

Yours faithfully


**Margaret Mahon
OFFICE MANAGER**



AUSTRALIAN INDUSTRIAL REGISTRY

Level 8, Terrace Towers
80 William Street, East Sydney, NSW 2011
Telephone: (02) 8374 6666
Fax: (02) 9380 6990

Mr N Lewocki
NSW Branch Secretary
ARTBIU
Level 4, 321 Pitt Street
SYDNEY NSW 2000

Dear Mr Lewocki

**Re: Lodgement of Financial Statements and Accounts for the year ending
31 December 2002 (FR2002/849)**

Receipt is acknowledged of the abovementioned documents which were lodged in the Registry on 18 June 2003. Receipt is also acknowledged of the fax dated 6 August 2003 confirming that the members were supplied with the documents by way of the Union Journal which was posted out on 21 May 2003.

The documents have been filed. There are a couple of issues I would like to draw your attention to for your reference when preparing the financial statements for the year ending 31 December 2003.

Donations

I note that the expenditure statement identifies amounts under Donations, Affiliation Fees & Subscriptions "Industrial" and "Other". You are reminded that, pursuant to subsection 269(1) of the *Workplace Relations Act 1996* (the Act), that if any individual donation exceeded \$1,000 a statement showing the relevant particulars of such donations is required to be lodged in the Registry.

Section 274 Notice - Information to be provided to members or Registrar

The notice has been printed with the Accounts made available to the members in the "Rail & Road" Magazine. However, please ensure that the Notice is included in the Notes to the Accounts of full financial documents for the year ending 31 December 2003.

If you have any queries regarding the issues raised in this letter please contact me on 8374 6618, or Mr Stephen Kellett on 8374 6509.

Yours sincerely,

Belinda Penna

Belinda Penna
for Deputy Industrial Registrar

7 August 2003