



17 July 2015

Mr Alex Claassens
Branch Secretary
Australian Rail, Tram and Bus Industry Union – New South Wales Branch
Level 4, 321 Pitt Street
SYDNEY NSW 2000

via email: aclaassens@rtbu-nsw.asn.au

Dear Mr Claassens

Australian Rail, Tram and Bus Industry Union – New South Wales Branch Financial Report for the year ended 31 December 2013 - FR2013/506

I acknowledge receipt of the financial report for the year ended 31 December 2013 for the Australian Rail, Tram and Bus Industry Union – New South Wales Branch (the reporting unit). The financial report was lodged with Fair Work Commission (FWC) on 2 July 2014.

On the 1 August 2014, Ms Rebecca Lee from the FWC raised a concern with your Auditor, Mr Ken Mangraviti, in relation to whether the lodged financial report is that of the reporting unit or that of a separate legal entity registered in the state jurisdiction, i.e. The Australian Rail, Tram and Bus Industry Union, New South Wales. It was confirmed that the financial report lodged as being relevant for the Federally registered branch was identical to the financial report lodged as being relevant to the State registered Association.

My letter dated 9 December 2014 provided information in relation to s.269 of the *Fair Work (Registered Organisations) Act 2009* (RO Act) and a request for information on the progress in determining which entity the financial statement lodged on 2 July 2014 belonged to. You provided an update on progress on 16 December 2014. This was further supported by your correspondence dated 28 January 2015, where you identified all the steps the reporting unit had taken, including engaging the auditing firm, Grant Thornton, to assist in this process.

On 20 April 2014 you provided the report and finding from Grant Thornton based on their review and investigation into the structure of the federal and state registered bodies.

The financial report for the year ended 31 December 2014 for the reporting unit was lodged with the FWC on the 1 July 2014. I note that the findings from the Grant Thornton report have been addressed and remedied in this financial report, including the required prior period adjustments.

After assessing the financial report lodged for the reporting period ended 31 December 2014, I am satisfied that the reporting unit has separated the assets and liabilities of the federally registered New South Wales Branch of the Australian Rail, Tram and Bus Industry Union and the state registered entity and this process has been appropriately disclosed in the financial report. Due to this I am allowing this report to be closed.

Reporting Requirements

On the FWC website a number of factsheets in relation to the financial reporting process and associated timelines are available. The most recent copy of the Reporting Guidelines and a model set of financial statements can also be found. The FWC recommends reporting units use this model as it will assist in ensuring compliance with the RO Act, the s.253 Reporting

Guidelines and the Australian Accounting Standards. Access to this information may be obtained via [this link](#).

Should you wish to discuss the matters raised in this letter, or if you require further information on the financial reporting requirements of the Act, I may be contacted on (03) 8661 7886 or by email at joanne.fenwick@fwc.gov.au.

Yours sincerely

A handwritten signature in blue ink, consisting of a stylized 'J' followed by a horizontal line that tapers to the right.

Joanne Fenwick
Financial Reporting Specialist
Regulatory Compliance Branch



28 January 2015

Joanne Fenwick
Financial Reporting Specialist
Regulatory Compliance Branch
Fair Work Commission
GPO Box 1994, Melbourne, Victoria 3001

Joanne,

RE: ARTBU, NSW Branch Financial Report for year ended 31 December 2013

I write to confirm progress as promised in my email Tuesday, 16th December 2014 and to confirm our telephone conversations held since and in particular the one we had on Friday, 23rd January 2015, the steps we have taken are as follows;

1. Notified key staff and advised them that we needed to address issues raised in your letter of 9 December 2014 and to prioritise the work.
2. Sought legal advice through the national office
3. Received the legal advice on the 19th December where the conclusion was reached that the report submitted did not meet the requirements of the RO act and steps should be taken to ensure compliance.
4. It was decided that we should get assistance by way of having an independent review of Rail, Tram & Bus Union Financial Processes.
5. On the 2nd of January, I wrote formally to Grant Thornton requesting assistance and provided them with full authority to conduct the investigation under the supervision of the Assistant National Secretary Allan Barden as I would be on Annual Leave during January.
6. On the 13th January, I received a letter of engagement from Grant Thornton.
7. On the 16th January, I emailed acknowledgement to the letter of engagement and asked them to commence work as soon as possible.
8. In the week commencing 19th January, work has commenced with the gathering of relevant materials, and interviews with key staff took place on the 23rd January.

Whilst I cannot confirm a date as to when everything will be in order, I have requested that a brief summary report be provided by Grant Thornton for our Audit & Compliance Committee which is scheduled for Monday, 9th February 2015.

I trust that the above meets your expectations and I would again like to reiterate that we are taking this matter seriously and we will do whatever is necessary to ensure that our processes are complaint, so please don't not hesitate to contact me if you have any concerns.

Yours Sincerely,

Alex Claassens

RAIL, TRAM & BUS UNION - NSW

Level 4, 321 Pitt Street, Sydney NSW 2000 - Tel (02) 92642511 Fax (02) 9261 1342 – Email nswho@rtbu-nsw.asn.au - WEBSITE: www.rtbuexpress.com.au

"Organising Workers in the Transport Industry to Protect and Build their Rights at Work"



9 December 2014

Mr Alex Claassens
Branch Secretary
Australian Rail, Tram and Bus Industry Union, New South Wales Branch
email: nswwho@rtbu-nsw.asn.au
cc: Mr Ken Mangraviti, email: admin@kjmsservices.com.au

Dear Mr Claassens,

**Australian Rail, Tram and Bus Industry Union, New South Wales Branch
Financial Report for the year ended 31 December 2013 [FR2013/506]**

I acknowledge receipt of the financial report of the Australian Rail, Tram and Bus Industry Union, New South Wales Branch (the Branch). The documents were lodged with the Fair Work Commission (the Commission) on 2 July 2014.

Following an initial examination of the financial report by staff of the Commission, your auditor, Mr Ken Mangraviti, confirmed that it purports to be the report of both the New South Wales Branch of the Australian Rail, Tram and Bus Industry Union and the Australian Rail, Tram and Bus Industry Union, New South Wales.

It appears that this arrangement is not consistent with the organisation's obligations under the relevant legislation.

The Australian Rail, Tram and Bus Industry Union (ARTBIU) is registered under the *Fair Work (Registered Organisations) Act 2009* (RO Act). Upon registration under the RO Act, the ARTBIU obtained legal status as a body corporate (see section 27 of the RO Act). The New South Wales Branch exists as an integral and inseverable part of the ARTBIU (see *Williams v Hursey* (1959) 103 CLR 30 per Fullagar J). Section 242(3) of the RO Act deems the Branch to be a "reporting unit" of the organisation. As a reporting unit, the Branch has various financial reporting obligations imposed on it by Part 3 of Chapter 8 of the RO Act. Nonetheless, the Branch remains a constituent part of the body corporate.

The Australian Rail, Tram and Bus Industry Union, New South Wales appears to be registered under the *Industrial Relations Act 1996 (NSW)*. Upon registration, it obtained legal status within the New South Wales state system as a body corporate (see section 222 of the *Industrial Relations Act 1996 (NSW)*).

As such, we conclude that the Australian Rail, Tram and Bus Industry Union and the Australian Rail, Tram and Bus Industry Union, New South Wales are separate legal entities with independent financial obligations (see *Re McJannet; Ex Parte Minister for Employment, Training and Industrial Relations* (1995) 184 CLR 620).

If, in fact, the financial affairs of the Branch are encompassed by the Australian Rail, Tram and Bus Industry Union, New South Wales, the Branch may be entitled to a certificate under s.269 of the RO Act, which would enable it to lodge a copy of the state association's accounts with the Commission. Section 269 is set out below:

269 Reporting units with substantial common membership with State registered bodies

(1) This section applies to a reporting unit if there is an industrial association (the **associated State body**) that:

- (a) is registered or recognised as such an association (however described) under a prescribed State Act; and
- (b) is, or purports to be, composed of substantially the same members as the reporting unit; and
- (c) has, or purports to have, officers who are substantially the same as designated officers in relation to the reporting unit.

(2) A reporting unit is taken to have satisfied this Part if this section applies to the reporting unit and:

- (a) the General Manager, on the application of the reporting unit, issues a certificate stating that the financial affairs of the reporting unit are encompassed by the financial affairs of the associated State body; and
- (b) the associated State body has, in accordance with prescribed State legislation, prepared accounts, had those accounts audited, provided a copy of the audited accounts to its members and lodged the audited accounts with the relevant State authority; and
- (c) the reporting unit has lodged a copy of the audited accounts with the FWC; and
- (d) any members of the reporting unit who are not also members of the associated State body have been provided with copies of the accounts at substantially the same time as the members of the reporting unit who are members of the associated State body; and
- (e) a report under section 254 has been prepared in respect of the activities of the reporting unit and has been provided to members of the reporting unit with the copies of the accounts.

Please note that if the Branch does not meet the criteria set out above, in future it must lodge a full financial report that sets out the income, expenditure, assets, liabilities, etc of the Branch, rather than the entity registered under the New South Wales legislation.

Please advise the Commission by Tuesday 16 December 2014 whether you have determined which entity the financial statements lodged on 2 July 2014 belong to. If it is determined that the financial statements belong to the Australian Rail, Tram and Bus Industry Union, New South Wales, please advise whether you intend to lodge future financial statements under s.269 of the RO Act.

If you have any queries regarding this letter, please contact me on (03) 8661 7886 or via email at joanne.fenwick@fwc.gov.au.


Yours sincerely



Joanne Fenwick
Financial Reporting Specialist
Regulatory Compliance Branch



FR 2013/506.



AC/DT

1st July 2014

Mr S Kellett
Fair Work Commission
Organisations, Research and Advice Branch
Level 10, Terrace Towers
80 William Street
SYDNEY NSW 2000

Dear Mr Kellett,

**Re: Lodgement of Australian Rail, Tram and Bus Union, New South Wales Branch
Annual Report for Year Ending December 2013**

Please find enclosed documentation for the Australian Rail, Tram and Bus Union, New South Wales Branch Annual Report for year ending December 2013.

Please do not hesitate to contact me if you require any further information regarding same.

Yours faithfully,

ALEX CLAASSENS
BRANCH SECRETARY

Level 4, 321 Pitt Street
Sydney NSW 2000

Tel (02) 9264 2511

Fax (02) 9261 1342

E-mail
nswwho@rtbu-nsw.asn.au

Website

www.rtbu-nsw.asn.au

NEWCASTLE OFFICE

33 Gordon Avenue
Hamilton NSW 2303

Tel (02) 4961 4311

Fax (02) 4961 4779

Email
newcastle@rtbu-nsw.asn.au

WOLLONGONG OFFICE

Level 1, 306A Crown Street
Wollongong NSW 2500

Tel (02) 4227 5798

Fax (02) 4226 5262

Email
wollongong@rtbu-nsw.asn.au

ABN 55 090 785 801

**RAIL TRAM AND BUS INDUSTRY UNION
NEW SOUTH WALES**

s.268 *Fair Work (Registered Organisations) Act 2009*




CERTIFICATE BY PRESCRIBED DESIGNATED OFFICER

Certificate for the period ended 31 December 2013

I, Alexander Claassens, being the Branch Secretary of the Rail Tram and Bus Union, New South Wales, certify:

- that the documents lodged herewith are copies of the full report and the concise report for the Rail Tram and Bus Union NSW for the period ended 31 December 2013 referred to in s.268 of the *Fair Work (Registered Organisations) Act 2009*; and
- that the concise report was provided to members of the reporting unit on 30 May 2014; and
- that the full report was presented to a meeting of the committee of management of the reporting unit on 25 June 2014 in accordance with s.266 of the *Fair Work (Registered Organisations) Act 2009*.

Signature of prescribed designated officer:



Name of prescribed designated officer: Alexander Claassens

Title of prescribed designated officer: Branch Secretary

Dated: 25 June 2014

**AUSTRALIAN RAIL, TRAM AND BUS INDUSTRY UNION, NEW SOUTH WALES BRANCH
AND
THE AUSTRALIAN RAIL, TRAM AND BUS INDUSTRY UNION, NEW SOUTH WALES**

ANNUAL REPORT

For the Year Ended 31st December 2013

**AUSTRALIAN RAIL, TRAM AND BUS INDUSTRY UNION, NEW SOUTH WALES BRANCH
AND
THE AUSTRALIAN RAIL, TRAM AND BUS INDUSTRY UNION, NEW SOUTH WALES**

Content

Operating Report

Independent Audit Opinion

Committee of Management Statement

Statement of Comprehensive Income – General Fund

Statement of Comprehensive Income – Sussex Inlet Park

Statement of Comprehensive Income – Bus & Tram Picnic Fund

Statement of Comprehensive Income – Bus & Tram Traffic Fund

Statement of Comprehensive Income – HO & Loco Legal Fund

Statement of Changes in Accumulated Funds

Statement of Financial Position

Statement of Cash Flows

Notes to the Financial Statements

SCOPE OF OPERATING REPORT

This Operating Report covers the;

1. Activities of the Australian Rail, Tram and Bus Industry Union NSW Branch (RTBU NSW), and results of those activities for the calendar year 1 January 2013 to 31 December 2013;
2. Significant changes in the nature of the activities as required under Fair Work (Registered Organisations) Act 2009.
3. Details of any significant changes in financial affairs.
4. Details of the rights of members to resign
5. Details of officers who hold positions as superannuation trustees or company directors.
6. Prescribed information - number of members and number of employees
7. Members of the committee of management
8. 2013 Union Elections

THE PRINCIPAL ACTIVITIES & RESULTS OF THE ACTIVITIES OF THE BRANCH

The RTBU NSW is a member based, state & federally registered trade union representing members whose usual place of work is located within the State of New South Wales (NSW) and the Australian Capital Territory (ACT) together with members employed rail, tram (light rail) and government owned and operated bus industries.

The reporting unit's activities are directed by the NSW Branch Executive and NSW Branch Council in accordance with our objectives and rules of registration.

The principal activities and the results of these activities fell into the following categories:

ACTIVITIES	2013 RESULTS
1. Making agreements with employers.	<ul style="list-style-type: none"> • 23 Federally registered Agreements
2. Implementation of Branch Council's agenda,	<ul style="list-style-type: none"> • The RTBU NSW Branch Plan provides a framework for major Branch activities, and include: <ul style="list-style-type: none"> - Organising - Servicing - Communications - Education and Training - Community - Campaigning - Political - Financial • Conducted a series of Branch Planning workshops with officers & delegates to develop priorities and objectives for Branch activities

<p>3. Representing members in tribunals and related institutions and provided assistance and strategic advice to individual members in relation to workplace issues.</p>	<ul style="list-style-type: none"> • 10 appeals before NSW Commission from Tram and Bus Division • Day to day individual member advice through union office, and workplace representation. • representation in restructuring and reform processes, • attending Commission hearings and advocacy • See 10 below for more details
<p>4. Community Campaigns</p>	<ul style="list-style-type: none"> • Unions 4 Refugees • Sydney Alliance • Local Union Community Councils • Workers Compensation • Blacktown Childcare – USU campaign • Medicare • Korean Rail Strike
<p>5. Electing representatives to peak trade union bodies.</p>	<ul style="list-style-type: none"> • UnionsNSW - 7 delegates and alternate delegates. • South Coast Labor Council - 2 nominated delegates • Unions ACT – 1 delegate • Broken Hill Barrier Council – 1 delegate
<p>6. Attending meetings called by peak union bodies.</p>	<ul style="list-style-type: none"> • Attended approximately 35 UnionsNSW General meetings. • 35 UnionsNSW Executive meetings • 6 UnionsNSW OHS & WC meetings • 6 South Coast Labour Council meetings • 2 UnionsAct
<p>7. Affiliations</p>	<ul style="list-style-type: none"> • Workers Health Centre • McKell Foundation • Sydney Alliance • Australian Labor Party
<p>8. Making submissions on behalf of the branch to inquiries and proceedings affecting the industry.</p>	<ul style="list-style-type: none"> • No submissions NSWRTBU Branch submissions were made in 2013
<p>9. Training delegates & representatives.</p>	<ul style="list-style-type: none"> • 13 delegates training courses were conducted • 111 workplace delegates were trained. • Negotiation training courses were conducted for members involved in Rail Entities EA 2014. 100 members were trained • UNSW WHS Training – 18 RTBU members trained • Dignity and Respect training for union officers and staff – 32 trained
<p>10. Produced and distributed circulars, bulletins, newsletters and materials as authorised by the union.</p>	<ul style="list-style-type: none"> • Produced and distributed: <ul style="list-style-type: none"> – 4 issues of the official union journal <i>Rail & Road</i>; – 10 issues of RTBU Express – Branch electronic newsletter – 72 Branch membership bulletins – 3 RTBU Transport Watchdog Bulletins – Rail Operations Division <ul style="list-style-type: none"> ○ Guards - 5 Blue Light newsletters

	<ul style="list-style-type: none"> o Signaler's News – 3 newsletters o Transit News – 4 newsletters - Locomotive Division: <ul style="list-style-type: none"> o 26 Loco Express Electronic newsletter o 21 Footplates o 46 circulars - Tram and Bus <ul style="list-style-type: none"> o 26 Bus Express electronic newsletter
11. General Member Services	<ul style="list-style-type: none"> • Range of member services provided: <ul style="list-style-type: none"> o RTBU Holiday Park o Access to other holiday facilities, through partner organisations o Financial Services through partner organisations o Taxation and accounting services through partner organisations o Member resources (eg: WHS resource kit developed, new member kits) o Delegates Information Kits o Member resource Cds o Health fund services through partner organisation o Membership information kits o RTBU website
12. Legal Services	<ul style="list-style-type: none"> • A range of legal referral services available to members through partner legal organizations • RTBU established internal industrial/legal resources to assist members with direct representation on a range of workplace issues, such as appeals, dismissal, disciplinary hearings (as per item 3. above) • Legal fund established through membership levy to provide Industrial/legal services.
13. Policy Development	<ul style="list-style-type: none"> • A number of policy changes were implemented during the reporting period to improve the effectiveness and accountability across the Branch
14. Rule Changes	<ul style="list-style-type: none"> • The following rule changes were ratified during 2013 • Alterations to the Federally Registered Uniform Rules of the Rail, Tram and Bus Industry Union, rules 47, 100 and 101 • New rules that were added to the Federally Registered Uniform Rules of the Rail, Tram and Bus Industry Union were, rules 106 and 179A

ANY SIGNIFICANT CHANGES IN ACTIVITIES

The principle activities of the Branch during the year were that of a registered trade union and no significant change occurred in the nature of those activities.

DETAILS OF ANY SIGNIFICANT CHANGES IN FINANCIAL AFFAIRS

The RTBU NSW financial affairs are summarised below; (*for more information see attachment A: Financial Report*)

The significant decrease in accumulated funds was a result of the legal transfer of the Redfern Property, transferred to National Office. Before the loss from the transfer, the RTBU NSW had operating surplus of \$1,201,781. This surplus resulted in :

- a increase in current assets of \$1,010,727 for the operating year to 31 December 2013;
- an increase in total income of \$26,025 for the operating year to 31 December 2013;
- an decrease in total expenses of \$574,119 for the operating year to 31 December 2013, which was a result of several factors including a significant reduction in the amount required to fund defined benefits superannuation entitlements: and
- Member contribution remained stable

OTHER RELEVANT INFORMATION

- The RTBU NSW also managed the RTBU Holiday Park at Jervis Bay on behalf of the union and its members.

DETAILS OF THE RIGHTS OF MEMBERS TO RESIGN

All members of the RTBU NSW have the right to resign from the union in accordance with **Rule 13, Resignation from Membership**, of the Rules of RTBU NSW, or **Rule 14, Resignation from Membership**, of the National Rules of the Australian Rail Tram and Bus Industry Union

DETAILS OF OFFICERS WHO HOLD POSITIONS AS TRUSTEES OR COMPANY DIRECTORS

The following office holders hold positions as trustees or company directors, by virtue of their office of the RTBU NSW is:

- | | |
|----------------|--|
| Alex Claassens | <ul style="list-style-type: none">• By virtue of his office within RTBU NSW, Employee Representative appointed to the Board of the State Trustee Corporation |
| Alex Claassens | <ul style="list-style-type: none">• Membership Elected Director of the Encompass Credit Union |

PRESCRIBED INFORMATION

Number Of Members

As at the 31 December 2013 there were 15,813 members of the RTBU NSW across the following Divisions of the union:

DIVISION	FINANCIAL MEMBERS	UNFINANCIAL MEMBERS	TOTAL
Rail Operations	3468	124	3592
Infrastructure	1495	54	1549
Workshops	956	48	1004
Admin / Professional	1898	170	2068
Locomotive	3619	100	3719
Tram and Bus	3577	304	3881
TOTAL	15,013	800	15,813

Numbers of Employees

As at the 31 December 2013 the RTBU NSW Branch employed 25 full-time employees, 1 full-time contractor, and 6 Part-time employees.

POSITION	No. OF EMPLOYEES	
	(Full Time)	(Part Time)
Elected Paid Officials	6	0
Employed Industrial Staff	12	3
Administrative Support	7	2
Contract / Project staff		1

MEMBERS OF THE COMMITTEE OF MANAGEMENT

The members of the Committee of Management during the year ending 31 December 2013 were:

BRANCH EXECUTIVE	
Branch President (Honorary)	Anthony Clear
Senior Branch Vice-President (Honorary)	Doug Klineberg
Junior Branch Vice-President (Honorary)	Joanne McCallum
Branch Secretary	Alex Claassens
Assistant Branch Secretary (Honorary)	David Woollams
Branch Organiser	Mick Cartwright
Branch Organiser	Doug Klineberg
Locomotive Divisional President	Brett Rosser
Locomotive Divisional Secretary	Robert Hayden
Tram & Bus Divisional President	Gary Way

Tram & Bus Divisional Secretary	Chris Preston
Infrastructure Divisional President	Michael Sullivan
Infrastructure Divisional Secretary	James Buckley
Administrative, Supervisory Technical and Professional Divisional President	Mark Thompson
Administrative, Supervisory Technical and Professional Divisional Secretary	Chris Doyle
Fleet Manufacture, Overhaul, Maintenance and Service Divisional President	Ida Skye Morrison
Fleet Manufacture, Overhaul, Maintenance and Service Divisional Secretary	Mick Bartlett
Rail Operations Divisional President	Joanne McCallum
Rail Operations Divisional Secretary	Michael Sullivan

THE REGISTERED OFFICE OF THE AUSTRALIAN RAIL, TRAM AND BUS INDUSTRY UNION, NSW BRANCH IS:

LEVEL 4, 321 PITT STREET
 SYDNEY NSW 2000

2013 ELECTIONS

The 2012 NSW Branch Elections (E2012/334) had carried over into 2013, and the Australian Electoral Commission (AEC) declared results for contested positions on 5 April 2013, and results for uncontested positions on 8 April 2013. Results for the 2012 NSW Branch elections were published in the union journal Rail & Road. Re-call elections to fill vacant positions for the same election were conducted by the AEC and declared in July and August 2013. A collegiate Election was conducted by Branch Council in September 2013, for two Branch positions, in accordance with the Fair Work (Registered Organisations) Act 2009, and the rules of the organisation, and declared by the Australian Electoral Commission on 13 September 2013. A further election (E2013/268) was conducted by the AEC to fill vacant positions, and declared on 26 November 2013.



ALEX CLAASSENS
 NSW Branch Secretary

Date: 29 May 2014



**INDEPENDENT AUDIT OPINION
TO THE MEMBERS OF
AUSTRALIAN RAIL, TRAM AND BUS INDUSTRY UNION, NEW SOUTH WALES BRANCH
AND
THE AUSTRALIAN RAIL, TRAM AND BUS INDUSTRY UNION, NEW SOUTH WALES**

Report on the Financial Report

We have audited the general purpose financial report of the Australian Rail, Tram and Bus Industry Union, New South Wales Branch and of The Australian Rail, Tram and Bus Industry Union, New South Wales which comprises the statement of financial position as at 31 December 2013, statements of financial performance, statement of changes in accumulated funds and statement of cash flows for the year ended on that date, a statement of significant accounting policies, the Committee of Management's Statement and Certificate by Accounting Office (State organisation only).

Committee of Management Responsibility

The Committee of Management are responsible for the preparation and true and fair presentation of the financial report in accordance with the Fair Work (Registered Organisations) Act 2009 and the Industrial Relations Act 1996, and for such internal control as the committee determines is necessary to enable the preparation and fair presentation of the financial report that is free from material misstatement, whether due to fraud or error, and selecting appropriate accounting policies as stated in Note 1 to the financial report.

Audit Approach

Our responsibility is to express an opinion on the financial report based on our audit. We conduct our audit in accordance with Australian Auditing Standards. These auditing Standards require that we comply with relevant ethical requirements relating to audit engagements and plan and perform the audit to obtain reasonable assurance whether the financial report is free from misstatement.

An audit involves performing procedures to obtain audit evidence about the amounts and disclosures in the financial report. The procedures selected depend on the auditor's judgment, including the assessment of the risks of material misstatement of the financial report, whether due to fraud or error. In making those risk assessments, the auditor considers internal control relevant to the entity's preparation and fair presentation of the financial report in order to design audit procedures that are appropriate in the circumstances, but not for the purpose of expressing an opinion on the effectiveness of the entity's internal control. An audit also includes evaluating the appropriateness of accounting policies used and the reasonableness of accounting estimates made by the directors, as well as evaluating the overall presentation of the financial report.

We believe that the audit evidence we have obtained is sufficient and appropriate to provide a basis for our audit opinion

Auditor's Declaration

I am an approved auditor for the purpose of Fair Work (Regulated Organisations) Act 2009 and I am a member of the Institute of Chartered Accountants Australia and I hold a Public Practice Certificate.

Independence

In conducting our audit, we followed applicable independence requirements of Australian professional ethical pronouncements and the Fair Work (Registered Organisations) Act 2009.

Recovery of Wage Activity

The accompanying notes to the financial statements include comment that the Union has not derived any revenue during the year as a result of any recovery of wage activity it may have undertaken on behalf of members. Our Audit Opinion has been formed on the basis that no recovery of wage activity was undertaken.

**INDEPENDENT AUDIT OPINION
TO THE MEMBERS OF
AUSTRALIAN RAIL, TRAM AND BUS INDUSTRY UNION, NEW SOUTH WALES BRANCH
AND
THE AUSTRALIAN RAIL, TRAM AND BUS INDUSTRY UNION, NEW SOUTH WALES**

Audit Opinion

For the purposes of the Fair Work (Registered Organisations) Act 2009

In our opinion, the general purpose financial report of the Australian Rail, Tram & Bus Industry Union, New South Wales Branch presents fairly in accordance with applicable Accounting Standards and other mandatory professional reporting requirements in Australia as well as the requirements imposed by the Reporting Guidelines or Part 3 of Chapter 8 of Schedule 1B of the Fair Work (Registered Organisations) Act 2009.

For the purposes of the Industrial Relations Act 1996

We report that we have inspected and audited the accounting records of The Australian Rail, Tram & Bus Industry Union, New South Wales in relation to the year ended 31 December 2013 and report that in our opinion, satisfactory accounting records were kept by the organisation in relation to the period, including:


- (a) (i) records of the sources and nature of the income of the organisation (including income from members); and
- (ii) records of the nature and purpose of the expenditure of the organisation;

in our opinion the accounts and other statements prepared under section 510 of the Industrial Relations Act 1991 in relation to the period were properly drawn up, so as to give a true and fair view of :

- (b) (i) the financial affairs of the organisation as at 31 December 2013; and
- (ii) the income and expenditure and surplus of the organisation for the year ended 31 December 2013;
- (c) (i) all information, being information which was reasonably wanted for the purpose of this audit, which was required and sought by us or by any person authorised by me for the purpose of the audit, was provided.

We understand that to the extent that there was any deficiency, failure or shortcoming in relation to the matters referred to above, we must report particulars in accord with Section 514 (5) of the Industrial Relations Act.

We are also of the opinion that management's use of the going concern basis of accounting in the preparation of the financial statements was appropriate.



K J Mangraviti
Ken Mangraviti Pty Ltd
Chartered Accountants
Registered Company Auditor

Date: *29 May, 2014*

COMMITTEE OF MANAGEMENT STATEMENT

On the 29th of May, 2014 the Committee of Management of the Australian, Rail Tram and Bus Industry Union, New South Wales Branch passed the following resolution in relation to the general purpose financial report (GPFR) of the reporting unit for the financial year ended 31st December, 2013:

- (a) the financial statements and notes comply with the Australian Accounting Standards;
- (b) the financial statements and notes comply with the reporting guidelines of the General Manager of the Fair Work Commission;
- (c) the financial statements and notes give a fair view of the financial performance, financial position and cash flows of the reporting unit for the financial year to which they relate;
- (d) there are reasonable grounds to believe that the reporting unit will be able to pay its debts as and when they become due and payable; and
- (e) during the financial year to which the GPFR relates and since the end of that year:
 - (i) meetings of the committee of management were held in accordance with the rules of the organisation including the rules of a branch concerned; and
 - (ii) the financial affairs of the reporting unit have been managed in accordance with the rules of the organisation including the rules of the branch concerned; and
 - (iii) the financial records of the reporting unit have been kept and maintained in accordance with the RO Act; and
 - (iv) the financial records of the reporting unit have been kept, as far as practicable, in a consistent manner to each of the other reporting units of the organisation ; and
 - (v) information has been furnished to any member of the reporting unit or to the General Manager of the Fair Work Commission, as the case may be, where information sought by the member or the General Manager of the Fair Work Commission was duly made under section 272 of the RO Act; and
 - (vi) no order for inspection of financial records have been made by the Fair Work Commission under section 273 of the RO Act.
- (f) The Branch has not derived any revenue during the year as a result of any recovery of wages activity it may have undertaken on behalf of members.

Signed in accordance with such resolution as passed by the committee of management.



ALEX CLAASSENS
NSW BRANCH SECRETARY

Signed at Sydney on the 29th May, 2014

**AUSTRALIAN RAIL, TRAM AND BUS INDUSTRY UNION, NEW SOUTH WALES BRANCH
AND
THE AUSTRALIAN RAIL, TRAM AND BUS INDUSTRY UNION, NEW SOUTH WALES**

**STATEMENT OF COMPREHENSIVE INCOME
For the Year Ended 31st December 2013**

GENERAL FUND

	Notes	2013 \$	2012 \$
INCOME			
Members Contributions		6,842,050	6,872,430
Interest Received		62,689	227,306
Rent Received		215,287	197,059
Grants and/or Donations	3	-	38,457
Net Gains on Sale of Assets		-	26,182
Other Income		69,135	33,647
TOTAL INCOME		<u>7,189,161</u>	<u>7,395,081</u>
EXPENSES			
Employee Expenses	4A	2,683,300	3,551,590
Capitation Fee paid to National Office		901,801	885,135
Affiliation Fees	4B	205,755	184,059
Administrations Expenses	4C	1,045,364	939,195
Grants or Donations	4D	17,620	13,000
Depreciation and Amortisation		223,022	283,353
Legal Costs	4E	214,590	136,852
Audit Fees	4F	53,709	59,480
Net Losses from Sale of Asset		5,425	-
Net Losses from Derecognition of Redfern Property		2,602,742	-
Other Expenses	4G	1,141,886	1,156,466
TOTAL EXPENSES		<u>9,095,214</u>	<u>7,209,130</u>
PROFIT/(LOSS) FOR THE YEAR		<u>(1,906,053)</u>	<u>185,951</u>
OTHER COMPREHENSIVE INCOME			
Loss on revaluation of land & buildings		(253,056)	-
TOTAL COMPREHENSIVE INCOME FOR THE YEAR		<u>(2,159,109)</u>	<u>185,951</u>

The accompanying notes form part of these financial statements

**AUSTRALIAN RAIL, TRAM AND BUS INDUSTRY UNION, NEW SOUTH WALES BRANCH
AND
THE AUSTRALIAN RAIL, TRAM AND BUS INDUSTRY UNION, NEW SOUTH WALES**

**STATEMENT OF COMPREHENSIVE INCOME
For the Year Ended 31st December 2013**

SUSSEX INLET PARK

	Notes	2013 \$	2012 \$
INCOME			
Rent Received – Caravans		75,606	94,093
Rent Received – Units		161,905	123,702
TOTAL INCOME		237,511	217,795
EXPENSES			
Depreciation		41,233	51,896
Administration Expenses	5A	196,591	190,888
Other Expenses	5B	25,314	19,386
TOTAL EXPENSES		263,138	262,170
PROFIT/(LOSS) FOR THE YEAR		(25,627)	(44,375)
OTHER COMPREHENSIVE INCOME		-	-
TOTAL COMPREHENSIVE INCOME FOR THE YEAR		(25,627)	(44,375)

**AUSTRALIAN RAIL, TRAM AND BUS INDUSTRY UNION, NEW SOUTH WALES BRANCH
AND
THE AUSTRALIAN RAIL, TRAM AND BUS INDUSTRY UNION, NEW SOUTH WALES**

**STATEMENT OF COMPREHENSIVE INCOME
For the Year Ended 31st December 2013**

BUS & TRAM PICNIC FUND

	Notes	2013 \$	2012 \$
INCOME			
Interest Received		26,825	42,796
Members' Contributions		<u>215,119</u>	<u>220,975</u>
TOTAL INCOME		<u>241,944</u>	<u>263,771</u>
EXPENSES			
Picnic Expenses		<u>216,454</u>	<u>100,471</u>
TOTAL EXPENSES		<u>216,454</u>	<u>100,471</u>
PROFIT/(LOSS) FOR THE YEAR	6	<u>25,490</u>	<u>163,300</u>
OTHER COMPREHENSIVE INCOME			
Items that will not be subsequently reclassified to profit or loss		-	-
Gain/Loss on revaluation of land & buildings		-	-
TOTAL COMPREHENSIVE INCOME FOR THE YEAR		<u>25,490</u>	<u>163,300</u>
OTHER COMPREHENSIVE INCOME		-	-
TOTAL COMPREHENSIVE INCOME FOR THE YEAR		<u>25,490</u>	<u>163,300</u>

The accompanying notes form part of these financial statements

**AUSTRALIAN RAIL, TRAM AND BUS INDUSTRY UNION, NEW SOUTH WALES BRANCH
AND
THE AUSTRALIAN RAIL, TRAM AND BUS INDUSTRY UNION, NEW SOUTH WALES**

**STATEMENT COMPREHENSIVE INCOME
For the Year Ended 31st December 2013**

BUS & TRAM TRAFFIC FUND

	Notes	2013 \$	2012 \$
INCOME			
Interest		89,294	108,671
Member Contributions		<u>183,250</u>	<u>199,696</u>
TOTAL INCOME		<u>272,544</u>	<u>308,367</u>
EXPENSES			
Consideration to Employers for Payroll Deductions		4,452	4,949
Traffic Fines Paid		83,453	78,866
Legal Expenses	7	<u>2,518</u>	<u>950</u>
TOTAL EXPENSES		<u>90,423</u>	<u>84,765</u>
NET INCOME	8	<u>182,121</u>	<u>223,602</u>
OTHER COMPREHENSIVE INCOME		<u>-</u>	<u>-</u>
TOTAL COMPREHENSIVE INCOME FOR THE YEAR		<u>182,121</u>	<u>223,602</u>

**AUSTRALIAN RAIL, TRAM AND BUS INDUSTRY UNION, NEW SOUTH WALES BRANCH
AND
THE AUSTRALIAN RAIL, TRAM AND BUS INDUSTRY UNION, NEW SOUTH WALES**

**STATEMENT COMPREHENSIVE INCOME
For the Year Ended 31st December 2013**

LEGAL FUND

	Notes	2013 \$	2012 \$
INCOME			
Interest		9,537	1,180
Legal Levy Received		<u>424,944</u>	<u>212,473</u>
TOTAL INCOME		<u>434,481</u>	<u>213,653</u>
EXPENSES			
Bank Charges		29	293
Wages and Salary – Employees Other than Officeholders		66,894	45,622
Legal Expenses	9	<u>44,450</u>	<u>40,073</u>
TOTAL EXPENSES		<u>111,373</u>	<u>85,988</u>
NET INCOME	10	<u>323,108</u>	<u>127,665</u>
OTHER COMPREHENSIVE INCOME		-	-
TOTAL COMPREHENSIVE INCOME FOR THE YEAR		<u>323,108</u>	<u>127,665</u>

**AUSTRALIAN RAIL, TRAM AND BUS INDUSTRY UNION, NEW SOUTH WALES BRANCH
AND
THE AUSTRALIAN RAIL, TRAM AND BUS INDUSTRY UNION, NEW SOUTH WALES**

**STATEMENT OF CHANGES IN ACCUMULATED FUNDS
As at 31st December 2013**

	Retained Profits	Asset Revaluation \$	Total \$
Balance 01/01/2012	13,955,012	3,378,550	17,333,562
Surplus for the Year	659,143	-	659,143
Balance 31/12/2012	14,614,155	3,378,550	17,992,705
Deficit for the year	(1,654,017)	-	(1,654,017)
Transfer to/from Asset Revaluation	2,855,798	(2,855,798)	-
Balance 31/12/2013	15,815,936	522,752	16,338,688

**AUSTRALIAN RAIL, TRAM AND BUS INDUSTRY UNION, NEW SOUTH WALES BRANCH
AND
THE AUSTRALIAN RAIL, TRAM AND BUS INDUSTRY UNION, NEW SOUTH WALES**

**STATEMENT OF FINANCIAL POSITION
As at 31st December 2013**

	Notes	2013 \$	2012 \$
CURRENT ASSETS			
Cash and Cash Equivalents	11	8,713,044	7,682,802
Receivables	12	265,107	255,183
Promotional Items on Hand		27,301	-
Other	13	<u>112,389</u>	<u>169,129</u>
TOTAL CURRENT ASSETS		<u>9,117,841</u>	<u>8,107,114</u>
NON-CURRENT ASSETS			
Financial Assets	14	1,236	1,236
Property	15	4,090,000	6,587,686
Investment Property	16	3,200,000	3,560,429
Plant & Equipment	17	211,713	223,501
Motor Vehicles	18	165,529	140,191
Sussex Inlet Property & Equipment	19	<u>953,518</u>	<u>992,296</u>
TOTAL NON-CURRENT ASSETS		<u>8,621,996</u>	<u>11,505,339</u>
TOTAL ASSETS		<u>17,739,837</u>	<u>19,612,453</u>
CURRENT LIABILITIES			
Accounts Payable	20	816,835	588,260
Provisions	21	<u>584,314</u>	<u>1,031,488</u>
TOTAL CURRENT LIABILITIES		<u>1,401,149</u>	<u>1,619,748</u>
TOTAL LIABILITIES		<u>1,401,149</u>	<u>1,619,748</u>
NET ASSETS		<u>16,338,688</u>	<u>17,992,705</u>
ACCUMULATED FUNDS			
Reserves	22	522,752	3,378,550
Accumulated Surplus	23	<u>15,815,936</u>	<u>14,614,155</u>
ACCUMULATED FUNDS		<u>16,338,688</u>	<u>17,992,705</u>

The accompanying notes form part of these financial statements

**AUSTRALIAN RAIL, TRAM AND BUS INDUSTRY UNION, NEW SOUTH WALES BRANCH
AND
THE AUSTRALIAN RAIL, TRAM AND BUS INDUSTRY UNION, NEW SOUTH WALES**

**STATEMENT OF CASH FLOWS
For the Year Ended 31st December 2013**

	Notes	This Year Inflows (Outflows)	Last Year Inflows (Outflows)
CASH FLOW FROM OPERATING ACTIVITIES			
Receipts from Members		7,655,439	7,414,277
Payments to Suppliers and Employees		(7,066,038)	(7,075,112)
Interest Received		188,345	382,952
Rent Received		452,798	414,855
Receipts - Other		69,136	71,973
Net Cash Provided by (Used in) Operating Activities	B	1,299,680	1,208,945
CASH FLOW FROM INVESTING ACITIVITIES			
Payment for Assets		(269,438)	(177,255)
Net Cash Provided by (Used in) Investing Activities		(258,588)	(177,255)
Net Increase (Decrease) in Cash Held		1,030,242	1,031,690
Cash at beginning of the Year		7,682,802	6,651,112
Cash at the End of Year	A	8,713,044	7,682,802

NOTES TO THE STATEMENT OF CASH FLOW

Note A - Reconciliation of Cash

Cash at the end of the financial year as show in the Statement of Cash Flows is reconciled to the related items in the Statement of Financial Position as follows:

Cash at Bank and on Deposit		8,713,044	7,682,802
-----------------------------	--	-----------	-----------

**AUSTRALIAN RAIL, TRAM AND BUS INDUSTRY UNION, NEW SOUTH WALES BRANCH
AND
THE AUSTRALIAN RAIL, TRAM AND BUS INDUSTRY UNION, NEW SOUTH WALES**

**STATEMENT OF CASH FLOWS
For the Year Ended 31st December 2013**

	This Year Inflows (Outflows)	Last Year Inflows (Outflows)
Note B – Reconciliation of Cash Flow from Operations with Profit from Ordinary Activities		
Profit from Ordinary Activities	(1,654,017)	659,143
Depreciation	264,255	335,249
Sale Assets and Revaluations	2,861,223	26,182
Change in Assets and Liabilities		
(Increase) / Decrease in Receivables	(9,924)	(91,296)
(Increase) / Decrease in Prepaid Expenses	56,740	(51,297)
Increase / (Decrease) in Creditors	228,577	191,438
Increase / (Decrease) in Provision for employee benefits	<u>(447,174)</u>	<u>139,526</u>
Cash Flows from Operations	<u>1,299,680</u>	<u>1,208,945</u>

**AUSTRALIAN RAIL, TRAM AND BUS INDUSTRY UNION, NEW SOUTH WALES BRANCH
AND
THE AUSTRALIAN RAIL, TRAM AND BUS INDUSTRY UNION, NEW SOUTH WALES**

**NOTES TO THE FINANCIAL STATEMENTS
For the Year Ended 31st December 2013**

NOTE 1 - STATEMENT OF SIGNIFICANT ACCOUNTING POLICIES

The financial statement is a general purpose financial statement that has been prepared in accordance with Australia Accounting Standards and Interpretations issued by the Australian Accounting Standards Board (AASB), other mandatory professional reporting requirements, the Fair Work (Registered Organisations) Act 2009 and the Industrial Relations Act 1996.

The financial report is prepared on an accruals basis and is based on historic costs and does not take into account changing money values or, except where specifically stated, current valuations of non-current assets.

The following specific accounting policies, which are consistent with the previous period unless otherwise stated, have been adopted in the preparation of this report:

(a) Property, Plant & Equipment.

Each class of property, plant and equipment is carried at cost or at fair value less, where applicable any accumulated depreciation.

Plant and equipment

Plant and equipment are included at cost. The carrying amount is reviewed annually by the Committee of Management to ensure it is not in excess of recoverable amount.

Property for own use

Freehold land and buildings are measured on the fair value basis, being the amount for which an asset could be exchanged between knowledgeable willing parties in an arm's length transaction. It is the policy of the entity to have periodic independent valuations, with annual appraisals being made by the committee. The last independent valuations were carried out on 18 March 2014 and the committee have approved these revaluations at 31 Dec 2013, except for Sussex Inlet which was revaluated on 19 November 2009.

Investment property

Property held to earn rental income is separately disclosed from property held for own use. Investment properties are measured on the fair value basis. As with property held for own use, it is the policy of the entity to have periodic independent valuations, with annual appraisals being made by directors. The change in fair value of investment properties are recorded in the income statement. No depreciation is provided where the fair value basis is used.

(b) Income Tax

No provision for income tax is necessary, as "Trade Unions" are exempt from income tax under Section 50.1 of the Income Tax Assessment Act 1997.

(c) Employee Entitlements

Provision for employee entitlements in the form of Long Service Leave and Accrued Annual Leave has been made for the estimated accrued entitlement of all employees on the basis of their terms of employment. In the case of Long Service Leave, the accrual has been measured by reference to periods of service and current salary rates as it is considered that this results in an amount not materially different to that achieved by discounting estimated future cash flows.

**AUSTRALIAN RAIL, TRAM AND BUS INDUSTRY UNION, NEW SOUTH WALES BRANCH
AND
THE AUSTRALIAN RAIL, TRAM AND BUS INDUSTRY UNION, NEW SOUTH WALES**

**NOTES TO THE FINANCIAL STATEMENTS
For the Year Ended 31st December 2013**

(d) Defined Superannuation Schemes

In respect to defined benefit plans, the cost of providing the benefits is determined using the projected unit cost method. Actuarial calculations are conducted by State Super. The amount recognised in the Statement of Financial Position represents the present value of the defined benefits obligations adjusted for any unrecognised actuarial gains and losses and unrecognised past service costs less the fair value of the plan's assets. The unions has defined benefit obligations for members participating in the State Authorities Superannuation Scheme and the State Authorities Non- Contributory Superannuation Scheme. All Schemes are closed to new members.

(e) Member Contributions and Levies

Member contributions and levies are recognized on an accrued basis and recorded as revenue in the year in which it relates.

(f) Comparative

When required by Accounting Standards and the Fair Work (Registered Organisation) Act 2009, comparative figures have been adjusted to conform to changes in presentation for the current financial year.

	2013 \$	2012 \$
NOTE 2 – OPERATING SURPLUS		
Operating Surplus	<u>(1,654,017)</u>	<u>659,143</u>
Operating Surplus (Deficiency) for the year		
Comprises -		
General Fund	(2,159,109)	185,951
Sussex Inlet Park	(25,627)	(44,375)
Bus & Tram Picnic Fund	25,490	163,300
Bus & Tram Traffic Fund	182,121	223,602
HO & Loco Legal Fund	<u>323,108</u>	<u>127,665</u>
	<u>(1,654,017)</u>	<u>659,143</u>
 NOTE 3: GRANTS AND/OR DONATIONS		
Grants - Workcover	-	38,457
Donations	<u>-</u>	<u>-</u>
	<u>-</u>	<u>38,457</u>

**AUSTRALIAN RAIL, TRAM AND BUS INDUSTRY UNION, NEW SOUTH WALES BRANCH
AND
THE AUSTRALIAN RAIL, TRAM AND BUS INDUSTRY UNION, NEW SOUTH WALES**

**NOTES TO THE FINANCIAL STATEMENTS
For the Year Ended 31st December 2013**

	2013	2012
	\$	\$
NOTE 4 – EXPENSES – GENERAL FUND		
Note 4A: Employee Expenses		
Office Holders:		
Wages and salaries	885,640	902,650
Superannuation	100,375	100,646
Leave and Other Entitlements	64,629	(44,726)
Retirement Benefit Expenses	(436,296)	198,962
Fringe Benefit Tax	13,912	19,004
Separation and Redundancies	-	-
Honorariums	-	3,600
	628,260	1,180,136
Employees other than Office Holders:		
Wages and salaries	1,683,658	1,898,088
Superannuation	416,433	456,862
Leave and Other Entitlements	(39,050)	(31,346)
Retirement Benefit Expenses	(36,458)	16,626
Fringe Benefit Tax	5,757	10,224
Separation and Redundancies	-	-
Honorariums	24,700	21,000
	2,055,040	2,371,454
	2,683,300	3,551,590
Note 4B: Affiliation Fees		
ACTU – Paid to RTBU National Office	54,565	52,783
ALP	75,203	42,535
APHEDA Inc	-	591
Barrier Industrial Council	424	499
Broken Hill Trades Hall Trust	348	348
Central Coast Trades & Labor Council	-	270
Encompass Credit Union	-	800
Mckell Institute	2,521	5,000
NSW Young Labor Council	-	136
Permanent Way Institution	400	-
South Coast Labour Council	-	637
Sydney Alliance	19,065	20,790
Transport Women Australia Ltd	-	250
TUCAR	138	273
Unions ACT	65	-
Unions NSW	51,766	58,541
Workers Health Centre	1,260	606
	205,755	184,059
TOTAL AFFILIATION FEES	205,755	184,059

**AUSTRALIAN RAIL, TRAM AND BUS INDUSTRY UNION, NEW SOUTH WALES BRANCH
AND
THE AUSTRALIAN RAIL, TRAM AND BUS INDUSTRY UNION, NEW SOUTH WALES**

**NOTES TO THE FINANCIAL STATEMENTS
For the Year Ended 31st December 2013**

	2013	2012
	\$	\$
Note 4C: Administration Expenses		
Consideration to Employers for Payroll Deductions	-	-
Compulsory Levies – Paid to National Office		
ACTU IR Levy 2011	15,197	-
ACTU IR Levy 2013	13,004	-
Fees/Allowance – Meeting and Conferences	10,334	20,038
Bank Fees	42,351	35,903
Branch Council, Conference and Meeting Expenses	122,217	146,895
Consulting Fees	178,331	130,375
Property Expenses		
Body Corporate Fees	188,567	131,123
Electricity	57,297	49,834
Rates & Taxes	40,749	44,715
Office Expenses		
Postage	11,509	11,420
Printing, Stationery & Computer Software	141,479	158,686
Publications and Subscriptions	4,776	6,735
Telephone	119,145	124,797
Website Maintenance	100,408	78,674
	<u>1,045,364</u>	<u>939,195</u>
Note 4D: Grants or Donations		
Grants	-	-
Donations	17,620	13,000
	<u>17,620</u>	<u>13,000</u>
Note 4E: Legal Costs		
Litigation	-	-
Other Legal Matters	214,590	136,852
	<u>214,590</u>	<u>136,852</u>

**AUSTRALIAN RAIL, TRAM AND BUS INDUSTRY UNION, NEW SOUTH WALES BRANCH
AND
THE AUSTRALIAN RAIL, TRAM AND BUS INDUSTRY UNION, NEW SOUTH WALES**

**NOTES TO THE FINANCIAL STATEMENTS
For the Year Ended 31st December 2013**

	2013	2012
	\$	\$
Note 4F: Audit Fees		
Financial Statement Audit Services	40,280	44,610
Other Services	13,429	14,870
	<u>53,709</u>	<u>59,480</u>
Note 4G: Other Expenses		
Airfares and Travelling Expenses	27,772	44,952
Campaigns	-	15,137
Commissions	-	26,388
Council, Executive Expenses & Lost Time	242,139	200,672
Organizing Expenses	397	769
Fundraisers – Functions	2,000	1,364
General Expenses	45,620	56,025
Hire – Plant and Equipment	2,143	512
Insurance – General	115,886	107,477
Motor Vehicle Expenses	132,139	123,432
Members Training	6,013	14,869
Members Mortality Fund	47,045	37,500
Members Council Expense	300	1,500
Payroll Tax	143,120	161,209
Parking Levy	17,680	17,137
Press Release	52,500	-
Rail & Road Publishing & Other Costs	95,398	123,350
Repair & Maintenance	139,522	119,172
Staff Fares & Travelling	17,316	19,552
Staff Training	10,280	12,284
Staff Uniforms	7,839	7,594
Badges & Other Items	35,302	63,833
Penalties – via RO Act or RO Regulations	-	-
Political Action Campaign	1,475	1,738
	<u>1,141,886</u>	<u>1,156,466</u>
NOTE 5 – EXPENSES – SUSSEX INLET		
Note 5A: Administration Expenses		
Contractors/Consultants	133,669	128,527
Property Expenses		
Electricity	23,068	32,152
Rates and Taxes	13,475	10,545
Repair and Maintenance	23,480	14,073
Office Expenses		
Printing & Stationary	405	3,974
Telephone	2,494	1,617
	<u>196,591</u>	<u>190,888</u>

**AUSTRALIAN RAIL, TRAM AND BUS INDUSTRY UNION, NEW SOUTH WALES BRANCH
AND
THE AUSTRALIAN RAIL, TRAM AND BUS INDUSTRY UNION, NEW SOUTH WALES**

**NOTES TO THE FINANCIAL STATEMENTS
For the Year Ended 31st December 2013**

	2013	2012
	\$	\$
Note 5B: Other Expense		
General Expenses	4,874	1,191
Insurances	19,364	17,856
Motor Vehicle Expense	1,076	1,064
	<u>25,314</u>	<u>20,111</u>
NOTE 6: PICNIC FUND ACCOUNT GENERAL ACCOUNT		
Bank Balance at Start of Year	187,956	101,579
Interest	13	11
Members' Contributions (Incl. GST)	236,223	234,138
Transfer to/from Term Deposit Account	6,330	(30,000)
Picnic Expenses	(216,454)	(117,772)
Bank Balance at End of Year	<u>214,068</u>	<u>187,956</u>
TERM DEPOSIT ACCOUNT		
Bank Balance at Start of Year	868,057	795,272
Interest	26,812	42,785
Transfer to/from General Account	(6,330)	30,000
Bank Balance at End of Year	<u>888,539</u>	<u>868,057</u>
NOTE 7: LEGAL COST – TRAFFIC FUND		
Litigation	-	-
Other Legal Matters	2,518	950
	<u>2,518</u>	<u>950</u>
NOTE 8: TRAFFIC FUND ACCOUNT GENERAL ACCOUNT		
Bank Balance at Start of Year	69,277	73,891
Interest	8	8
Members' Contributions (Incl. GST)	202,020	212,081
Consideration to Employers for Payroll		
Deductions	(4,897)	(5,181)
Fines Paid	(83,453)	(81,947)
Legal Fees Paid	(2,700)	(950)
Sundry Expenses	-	(8,625)
Transfer to/from Other Accounts	(90,000)	(120,000)
Bank Balance at End of Year	<u>90,255</u>	<u>69,277</u>
TERM DEPOSIT ACCOUNT		
Bank Balance at Start of Year	2,261,935	2,033,271
Interest	89,285	120,000
Transfer to/from General Account	90,000	120,000
Bank Balance at End of Year	<u>2,441,220</u>	<u>2,261,935</u>

**AUSTRALIAN RAIL, TRAM AND BUS INDUSTRY UNION, NEW SOUTH WALES BRANCH
AND
THE AUSTRALIAN RAIL, TRAM AND BUS INDUSTRY UNION, NEW SOUTH WALES**

**NOTES TO THE FINANCIAL STATEMENTS
For the Year Ended 31st December 2013**

	2013 \$	2012 \$
NOTE 9: LEGAL COST – LEGAL FUND		
Litigation	-	-
Other Legal Matters	44,450	40,073
	<u>44,450</u>	<u>40,073</u>
NOTE 10: TRAFFIC FUND ACCOUNTS		
HO Legal Fund		
Bank Balance at Start of Year	36,407	-
Interest	524	9
Members' Contributions	302,544	126,060
Bank Charges	(29)	(60)
Legal Fees Paid	(48,895)	(44,081)
Wages & Salary Paid	(66,894)	(45,621)
Transfer to/from Other Accounts	-	100
	<u>233,657</u>	<u>36,407</u>
Loco Legal Fund		
Bank Balance at Start of Year	201,938	-
Interest	9,013	1,171
Members' Contributions	122,400	51,000
TFN Withholding Refunded	689	-
Bank Charges	-	(233)
Transfer to/from Other Accounts	6,000	150,000
	<u>340,040</u>	<u>201,938</u>
NOTE 11 – CASH AND CASH EQUIVALENTS		
Cash on Hand	3,871	5,393
Cash at Bank and on Deposit	8,709,173	7,677,409
	<u>8,713,044</u>	<u>7,682,802</u>
NOTE 12 – RECEIVABLES		
Receivable from Other Reporting Units –		
National Office	1,250	-
Trade Debtors	240,405	248,158
Other Receivables	23,452	7,025
	<u>265,107</u>	<u>255,183</u>
NOTE 13 – OTHER CURRENT ASSETS		
Prepayments	<u>112,389</u>	<u>169,129</u>

**AUSTRALIAN RAIL, TRAM AND BUS INDUSTRY UNION, NEW SOUTH WALES BRANCH
AND
THE AUSTRALIAN RAIL, TRAM AND BUS INDUSTRY UNION, NEW SOUTH WALES**

**NOTES TO THE FINANCIAL STATEMENTS
For the Year Ended 31st December 2013**

	2013 \$	2012 \$
NOTE 14 – FINANCIAL ASSETS		
Listed Shares	1,216	1,216
Share Encompass	20	20
	<u>1,236</u>	<u>1,236</u>
 NOTE 15 - PROPERTY		
Sydney – L4/Pitt St – Valuation	3,590,000	3,707,047
Redfern – Valuation	-	2,543,333
Redfern – Improvement at Cost	-	270,568
Wollongong – Valuation	200,000	285,000
Hamilton – Valuation	300,000	300,000
Less: Provision for Depreciation	-	(518,262)
	<u>4,090,000</u>	<u>6,587,686</u>
 NOTE 16 – INVESTMENT PROPERTY		
Sydney – L3/Pitt St - Valuation	<u>3,200,000</u>	<u>3,560,429</u>
 NOTE 17 – PLANT & EQUIPMENT		
Pitt St – Office Equipment etc	701,422	656,351
Pitt St – Computer Hardware	355,171	352,673
Pitt St – Computer Software	42,413	42,413
Bus & Tram Division – Office Equipment	314,795	314,132
Bus & Tram Division – Computer	51,546	51,546
Hamilton – Air Conditioner	1,540	1,540
Less: Provision for Depreciation	(1,255,174)	(1,195,154)
	<u>211,713</u>	<u>223,501</u>
 NOTE 18 – MOTOR VEHICLES		
Motor Vehicles	408,675	382,041
Less: Provision for Depreciation	(243,146)	(241,850)
	<u>165,529</u>	<u>140,191</u>
 NOTE 19 – SUSSEX INLET PROPERTY & EQUIPMENT		
Leasehold Improvements – at Valuation	937,500	937,500
Furniture	199,199	196,744
Plant & Equipment	50,000	50,000
Motor Vehicle	21,168	21,168
Less: Provision for Depreciations	(254,349)	(213,116)
	<u>953,518</u>	<u>992,296</u>

**AUSTRALIAN RAIL, TRAM AND BUS INDUSTRY UNION, NEW SOUTH WALES BRANCH
AND
THE AUSTRALIAN RAIL, TRAM AND BUS INDUSTRY UNION, NEW SOUTH WALES**

**NOTES TO THE FINANCIAL STATEMENTS
For the Year Ended 31st December 2013**

	2013			2012	
	\$			\$	
Movement in Carrying Amount -	Property Own Use \$	Invest Property \$	Sussex Inlet \$	Plant & Equip \$	Motor Vehicles \$
Balance at Beginning of Year	6,587,686	3,560,429	992,296	223,501	140,191
Addition	109,061	-	2,455	48,232	98,264
Adjustment	1,540			(1,540)	
Disposal	(2,583,164)	-	-	-	(40,880)
Depreciation	(132,496)	-	(41,233)	(58,480)	(32,046)
Revaluation	107,373	(360,429)	-	-	-
Carrying Amount at End of Year	<u>4,090,000</u>	<u>3,200,000</u>	<u>953,518</u>	<u>211,713</u>	<u>165,529</u>

NOTE 20 – ACCOUNTS PAYABLE

Payable to Other Reporting Unit –

National Office	345,662	243,141
Other Payable		
Consideration to Employers for Payroll	-	-
Deductions		
Legal Costs	895	45,039
Other	470,290	300,090
	<u>816,847</u>	<u>588,270</u>

NOTE 21 - PROVISIONS

Office Holders

Provision for Annual Leave	120,271	81,376
Provision for Long Service Leave	111,402	85,667
Provision for Retirement Benefits	(87,169)	349,127
Separation and Redundancies	-	-
	<u>144,504</u>	<u>516,170</u>

Employees other than Office Holders

Provision for Annual Leave	208,788	264,900
Provision for Long Service Leave	238,306	221,244
Provision for Retirement Benefits	(7,284)	29,174
Separation and Redundancies	-	-
	<u>439,810</u>	<u>515,318</u>

TOTAL PROVISIONS

584,314 1,031,488

Movements during the Year

	Annual Leave \$	Long Service Leave \$	Retirement Benefit \$
Balance at beginning of the year	346,276	306,911	378,301
Increase (Decrease) in Provision	(17,217)	42,797	(472,754)
Balance at end of Year	<u>329,059</u>	<u>349,708</u>	<u>(94,453)</u>

**AUSTRALIAN RAIL, TRAM AND BUS INDUSTRY UNION, NEW SOUTH WALES BRANCH
AND
THE AUSTRALIAN RAIL, TRAM AND BUS INDUSTRY UNION, NEW SOUTH WALES**

**NOTES TO THE FINANCIAL STATEMENTS
For the Year Ended 31st December 2013**

	2013	2012
	\$	\$
NOTE 22 – RESERVES		
Asset Revaluation Reserve	522,752	3,378,550

NOTE 23 – ACCUMULATED FUNDS		
Unappropriate Profit Brought Forward	15,815,936	14,614,155

NOTE 24 – RETIREMENT BENEFITS OBLIGATIONS

The economic entity participated in an employer sponsored defined benefits plan during the year. The benefit provided by the plan is based on the length of service of the member at retirement. Employees contribute various percentages of their gross income and the union may contribute up to 4.5 times the employees final average salary at retirement depending on the length of membership and the employees own contributions.

Reconciliation of the present value of the defined benefit obligation -

	2013	2012
	\$	\$
Present Value at the Beginning of the Year	3,312,887	2,383,995
Current Service Cost	30,950	17,877
Interest Cost	105,843	84,586
Contributions by Funds Participants	15,017	9,973
Actuarial Gains	(36,494)	796,778
Benefits Paid	(55,801)	35,227
Taxes, Premiums & Expenses Paid	(35,409)	
Present Value at the End of the Year	3,336,993	3,328,436
Fair Value at the Beginning of the Year	2,938,038	2,211,214
Interest Income	94,413	182,980
Actual Return	518,167	275,184
Employer Contributions	172,917	235,472
Contributions by Funds Participant	15,017	9,973
Benefits (Paid) Transferred In	(55,801)	35,312
Taxes, Premiums & Expenses Paid	(35,409)	
Fair Value at the End of the Year	3,647,342	2,950,135

Reconciliation of assets and liabilities recognised in the Statement of Financial Position -

Present Value of Funded Defined Benefit Obligations	3,336,993	3,328,436
Fair Value of Fund Assets at End of Year	(3,647,342)	(2,950,135)
Adjustment for Effect of Asset Ceiling	215,896	-
Net (Asset)/Liability Recognised in the Statement of Financial Position	(94,453)	378,301

**AUSTRALIAN RAIL, TRAM AND BUS INDUSTRY UNION, NEW SOUTH WALES BRANCH
AND
THE AUSTRALIAN RAIL, TRAM AND BUS INDUSTRY UNION, NEW SOUTH WALES**

**NOTES TO THE FINANCIAL STATEMENTS
For the Year Ended 31st December 2013**

The percentage of the Funds assets invested in each asset class at 31 December

	2013 %	2012 %
Australian Equities	33.9	31.0
Overseas Equities	28.3	24.3
Australian Fixed Interest	4.4	6.2
Overseas Fixed Interest	2.2	2.4
Property	8.1	8.7
Cash	8.0	13.4
Other	15.2	14.0

All fund assets are invested by STC at arm's length through independent fund managers.

NOTE 25 – FINANCIAL INSTRUMENTS

Interest Rate Risk

The Branch's exposure to interest rate risk and the effective average interest rate for each class of financial Assets and financial liabilities are set out below

	Floating Interest Rate	Fixed Interest		Non Interest	Total
	\$	1 Year \$	Over 1 -5 \$	\$	\$
31 December 2012					
Cash	2,113,798	5,563,612	-	5,393	7,682,802
Financial Assets	-	-	-	1,236	1,236
	2,113,798	5,563,612	-	6,632	4,684,039
31 December 2013					
Cash	2,738,832	4,913,788	1,056,553	3,871	8,713,044
Financial Assets	-	-	-	1,236	1,236
	2,738,832	4,913,788	1,056,553	2,635	8,714,280

Weighted average interest rate 3%

Credit Risk Exposure

Credit risk is the risk that counter parties to a financial asset will fail to discharge their obligations, causing the Branch to incur a financial loss.

The credit risk exposure of the Branch to financial assets which have been recognised in the Statement of Financial Position is generally the carrying amounts.

The carrying amounts of cash and investments approximate net fair values.

**AUSTRALIAN RAIL, TRAM AND BUS INDUSTRY UNION, NEW SOUTH WALES BRANCH
AND
THE AUSTRALIAN RAIL, TRAM AND BUS INDUSTRY UNION, NEW SOUTH WALES**

**NOTES TO THE FINANCIAL STATEMENTS
For the Year Ended 31st December 2013**

NOTE 26 – PROVIDING INFORMATION

In accordance with the requirements of the Fair Work (Registered Organisation) Act 2009, the attention of members is drawn to the provisions of Subsection (1) to (3) of Section 272 which reads as follows-

- (1) A member of a reporting unit, or the general manager of Fair Work Commission, may apply to the reporting unit for specified prescribed information in relation to the reporting unit to be made available to the person making the application.
- (2) The application must be in writing and must specify the period within, and the manner in which, the information is to be made available. The period must not be less than 14 days after the application is given to the reporting unit.
- (3) A reporting unit must comply with an application made under subsection (1) .

In accordance with the requirements of the Industrial Relations Act 1991 the attention of members is drawn to the provisions of Section 512 which reads as follows-

- (1) A member of an organisation, or the Industrial Registrar, may apply to the organisation for specified information prescribed by the regulations in relation to the organisation.
- (2) An organisation must, on the making of such an application, make the specified information available to the member or the Industrial Registrar in the manner, and within the time prescribed by the regulations.

NOTE 27 – REGISTERED OFFICE

The registered office and principle place of business of the Branch is:

Level 4/321 Pitt St
Sydney
NSW 2000

NOTE 28: RECOVERY WAGES

The Council has not derived any revenue during the year as a result of any recovery of wages activity it may have undertaken on behalf of members.

[Home](#)

[About Us](#)

[News](#)

[Campaigns](#)

[>> Publications](#)

[Recent editions](#)

[Past editions](#)

[Rail & Road Journal](#)


[Health & Safety](#)

[RTBU Resources](#)

[Agreements](#)

[Home](#)

NSW Branch Operating Report

 [Printer friendly version](#)

Audited Report of NSW Branch Operations and Finances, 2013

To view or download a copy of the NSW Operating Report click on the link

Downloadable Content

[Operating and Concise Report 2013 \(pdf\)](#)



[What does RTBU offer members?](#)

[How much will I pay?](#)

[RTBU forms & brochures](#)

[Contact The RTBU NSW Branch](#)


Subscribe to RTBU news


Get the latest news by email:

[» Subscribe](#)

Get news via an RSS feed:

[RSS](#)





NSW Branch

Rail Tram and Bus Union

NSW BRANCH OPERATING REPORT FOR 2013

Prepared

29th May 2014

CONTENTS

CONTENTS..... 2

SCOPE OF OPERATING REPORT..... 3

THE PRINCIPAL ACTIVITIES & RESULTS OF THE ACTIVITIES OF THE BRANCH..... 3

ANY SIGNIFICANT CHANGES IN ACTIVITIES..... 5

DETAILS OF ANY SIGNIFICANT CHANGES IN FINANCIAL AFFAIRS..... 6

DETAILS OF THE RIGHTS OF MEMBERS TO RESIGN 6

DETAILS OF OFFICERS WHO HOLD POSITIONS AS TRUSTEES OR COMPANY DIRECTORS..... 6

PRESCRIBED INFORMATION..... 6

MEMBERS OF THE COMMITTEE OF MANAGEMENT 7

2013 ELECTIONS 8

ATTACHMENT A: CONCISE FINANCIAL REPORT 9

COMMITTEE OF MANAGEMENT STATEMENT 10

DISCUSSION AND ANALYSIS OF THE FINANCIAL FACTORS 11

FINANCIAL REPORTS 12

INDEPENDENT AUDITOR'S STATEMENT 20

SCOPE OF OPERATING REPORT

This Operating Report covers the;

1. Activities of the Australian Rail, Tram and Bus Industry Union NSW Branch (RTBU NSW), and results of those activities for the calendar year 1 January 2013 to 31 December 2013;
2. Significant changes in the nature of the activities as required under Fair Work (Registered Organisations) Act 2009.
3. Details of any significant changes in financial affairs.
4. Details of the rights of members to resign
5. Details of officers who hold positions as superannuation trustees or company directors.
6. Prescribed information - number of members and number of employees
7. Members of the committee of management
8. 2013 Union Elections

THE PRINCIPAL ACTIVITIES & RESULTS OF THE ACTIVITIES OF THE BRANCH

The RTBU NSW is a member based, state & federally registered trade union representing members whose usual place of work is located within the State of New South Wales (NSW) and the Australian Capital Territory (ACT) together with members employed rail, tram (light rail) and government owned and operated bus industries.

The reporting unit's activities are directed by the NSW Branch Executive and NSW Branch Council in accordance with our objectives and rules of registration.

The principal activities and the results of these activities fell into the following categories:

ACTIVITIES	2013 RESULTS
1. Making agreements with employers.	<ul style="list-style-type: none"> • 23 Federally registered Agreements
2. Implementation of Branch Council's agenda,	<ul style="list-style-type: none"> • The RTBU NSW Branch Plan provides a framework for major Branch activities, and include: <ul style="list-style-type: none"> - Organising - Servicing - Communications - Education and Training - Community - Campaigning - Political - Financial • Conducted a series of Branch Planning workshops with officers & delegates to develop priorities and objectives for Branch activities

3. Representing members in tribunals and related institutions and provided assistance and strategic advice to individual members in relation to workplace issues.	<ul style="list-style-type: none"> • 10 appeals before NSW Commission from Tram and Bus Division • Day to day individual member advice through union office, and workplace representation. • representation in restructuring and reform processes, • attending Commission hearings and advocacy • See 10 below for more details
4. Community Campaigns	<ul style="list-style-type: none"> • Unions 4 Refugees • Sydney Alliance • Local Union Community Councils • Workers Compensation • Blacktown Childcare – USU campaign • Medicare • Korean Rail Strike
5. Electing representatives to peak trade union bodies.	<ul style="list-style-type: none"> • UnionsNSW - 7 delegates and alternate delegates. • South Coast Labor Council - 2 nominated delegates • Unions ACT – 1 delegate • Broken Hill Barrier Council – 1 delegate
6. Attending meetings called by peak union bodies.	<ul style="list-style-type: none"> • Attended approximately 35 UnionsNSW General meetings. • 35 UnionsNSW Executive meetings • 6 UnionsNSW OHS & WC meetings • 6 South Coast Labour Council meetings • 2 UnionsAct
7. Affiliations	<ul style="list-style-type: none"> • Workers Health Centre • McKell Foundation • Sydney Alliance • Australian Labor Party
8. Making submissions on behalf of the branch to inquiries and proceedings affecting the industry.	<ul style="list-style-type: none"> • No submissions NSWRTBU Branch submissions were made in 2013
9. Training delegates & representatives.	<ul style="list-style-type: none"> • 13 delegates training courses were conducted • 111 workplace delegates were trained. • Negotiation training courses were conducted for members involved in Rail Entities EA 2014. 100 members were trained • UNSW WHS Training – 18 RTBU members trained • Dignity and Respect training for union officers and staff – 32 trained
10. Produced and distributed circulars, bulletins, newsletters and materials as authorised by the union.	<ul style="list-style-type: none"> • Produced and distributed: <ul style="list-style-type: none"> – 4 issues of the official union journal <i>Rail & Road</i>; – 10 issues of RTBU Express – Branch electronic newsletter – 72 Branch membership bulletins – 3 RTBU Transport Watchdog Bulletins – Rail Operations Division <ul style="list-style-type: none"> o Guards - 5 Blue Light newsletters

	<ul style="list-style-type: none"> o Signaler's News – 3 newsletters o Transit News – 4 newsletters - Locomotive Division: <ul style="list-style-type: none"> o 26 Loco Express Electronic newsletter o 21 Footplates o 46 circulars - Tram and Bus <ul style="list-style-type: none"> o 26 Bus Express electronic newsletter
11. General Member Services	<ul style="list-style-type: none"> • Range of member services provided: <ul style="list-style-type: none"> o RTBU Holiday Park o Access to other holiday facilities, through partner organisations o Financial Services through partner organisations o Taxation and accounting services through partner organisations o Member resources (eg: WHS resource kit developed, new member kits) o Delegates Information Kits o Member resource Cds o Health fund services through partner organisation o Membership information kits o RTBU website
12. Legal Services	<ul style="list-style-type: none"> • A range of legal referral services available to members through partner legal organizations • RTBU established internal industrial/legal resources to assist members with direct representation on a range of workplace issues, such as appeals, dismissal, disciplinary hearings (as per item 3. above) • Legal fund established through membership levy to provide Industrial/legal services.
13. Policy Development	<ul style="list-style-type: none"> • A number of policy changes were implemented during the reporting period to improve the effectiveness and accountability across the Branch
14. Rule Changes	<ul style="list-style-type: none"> • The following rule changes were ratified during 2013 • Alterations to the Federally Registered Uniform Rules of the Rail, Tram and Bus Industry Union, rules 47, 100 and 101 • New rules that were added to the Federally Registered Uniform Rules of the Rail, Tram and Bus Industry Union were, rules 106 and 179A

ANY SIGNIFICANT CHANGES IN ACTIVITIES

The principle activities of the Branch during the year were that of a registered trade union and no significant change occurred in the nature of those activities.

DETAILS OF ANY SIGNIFICANT CHANGES IN FINANCIAL AFFAIRS

The RTBU NSW financial affairs are summarised below; (*for more information see attachment A: Financial Report*)

The significant decrease in accumulated funds was a result of the legal transfer of the Redfern Property, transferred to National Office. Before the loss from the transfer, the RTBU NSW had operating surplus of \$1,201,781. This surplus resulted in :

- a increase in current assets of \$1,010,727 for the operating year to 31 December 2013;
- an increase in total income of \$26,025 for the operating year to 31 December 2013;
- an decrease in total expenses of \$574,119 for the operating year to 31 December 2013, which was a result of several factors including a significant reduction in the amount required to fund defined benefits superannuation entitlements: and
- Member contribution remained stable

OTHER RELEVANT INFORMATION

- The RTBU NSW also managed the RTBU Holiday Park at Jervis Bay on behalf of the union and its members.

DETAILS OF THE RIGHTS OF MEMBERS TO RESIGN

All members of the RTBU NSW have the right to resign from the union in accordance with *Rule 13, Resignation from Membership*, of the Rules of RTBU NSW, or *Rule 14, Resignation from Membership*, of the National Rules of the Australian Rail Tram and Bus Industry Union

DETAILS OF OFFICERS WHO HOLD POSITIONS AS TRUSTEES OR COMPANY DIRECTORS

The following office holders hold positions as trustees or company directors, by virtue of their office of the RTBU NSW is:

- | | |
|----------------|--|
| Alex Claassens | <ul style="list-style-type: none"> • By virtue of his office within RTBU NSW, Employee Representative appointed to the Board of the State Trustee Corporation |
| Alex Claassens | <ul style="list-style-type: none"> • Membership Elected Director of the Encompass Credit Union |

PRESCRIBED INFORMATION

Number Of Members

As at the 31 December 2013 there were 15,813 members of the RTBU NSW across the following Divisions of the union:

DIVISION	FINANCIAL MEMBERS	UNFINANCIAL MEMBERS	TOTAL
Rail Operations	3468	124	3592
Infrastructure	1495	54	1549
Workshops	956	48	1004
Admin / Professional	1898	170	2068
Locomotive	3619	100	3719
Tram and Bus	3577	304	3881
TOTAL	15,013	800	15,813

Numbers of Employees

As at the 31 December 2013 the RTBU NSW Branch employed 25 full-time employees, 1 full-time contractor, and 6 Part-time employees.

POSITION	No. OF EMPLOYEES	
	(Full Time)	(Part Time)
Elected Paid Officials	6	0
Employed Industrial Staff	12	3
Administrative Support	7	2
Contract / Project staff		1

MEMBERS OF THE COMMITTEE OF MANAGEMENT

The members of the Committee of Management during the year ending 31 December 2013 were:

BRANCH EXECUTIVE	
Branch President (Honorary)	Anthony Clear
Senior Branch Vice-President (Honorary)	Doug Klineberg
Junior Branch Vice-President (Honorary)	Joanne McCallum
Branch Secretary	Alex Claassens
Assistant Branch Secretary (Honorary)	David Woollams
Branch Organiser	Mick Cartwright
Branch Organiser	Doug Klineberg
Locomotive Divisional President	Brett Rosser
Locomotive Divisional Secretary	Robert Hayden
Tram & Bus Divisional President	Gary Way

Tram & Bus Divisional Secretary	Chris Preston
Infrastructure Divisional President	Michael Sullivan
Infrastructure Divisional Secretary	James Buckley
Administrative, Supervisory Technical and Professional Divisional President	Mark Thompson
Administrative, Supervisory Technical and Professional Divisional Secretary	Chris Doyle
Fleet Manufacture, Overhaul, Maintenance and Service Divisional President	Ida Skye Morrison
Fleet Manufacture, Overhaul, Maintenance and Service Divisional Secretary	Mick Bartlett
Rail Operations Divisional President	Joanne McCallum
Rail Operations Divisional Secretary	Michael Sullivan

THE REGISTERED OFFICE OF THE AUSTRALIAN RAIL, TRAM AND BUS INDUSTRY UNION, NSW BRANCH IS:

LEVEL 4, 321 PITT STREET
SYDNEY NSW 2000

2013 ELECTIONS

The 2012 NSW Branch Elections (E2012/334) had carried over into 2013, and the Australian Electoral Commission (AEC) declared results for contested positions on 5 April 2013, and results for uncontested positions on 8 April 2013. Results for the 2012 NSW Branch elections were published in the union journal Rail & Road. Re-call elections to fill vacant positions for the same election were conducted by the AEC and declared in July and August 2013. A collegiate Election was conducted by Branch Council in September 2013, for two Branch positions, in accordance with the Fair Work (Registered Organisations) Act 2009, and the rules of the organisation, and declared by the Australian Electoral Commission on 13 September 2013. A further election (E2013/268) was conducted by the AEC to fill vacant positions, and declared on 26 November 2013.



ALEX CLAASSENS
NSW Branch Secretary

Date: 29 May 2014

ATTACHMENT A: CONCISE FINANCIAL REPORT

FOR THE YEAR ENDED 31ST DECEMBER, 2013

The Committee of Management of the Australian Rail, Tram and Bus Industry Union, New South Wales Branch (Federal Organisation), and The Australian Rail, Tram and Bus Industry Union, New South Wales (State Organisation) has resolved to provide a concise financial report to members for the financial year ended 31 December 2013.

The concise financial report has been derived from the full report and cannot be expected to provide as full an understanding of the financial performance, financial position and financial and investing activities of the branch as the full report. A copy of the full report and auditor's report will be sent to any member who requests them free of charge.

Members are advised of the following provisions:

FAIR WORK (REGISTERED ORGANISATIONS) ACT 2009.

Section 272 Information to be provided to members or Registrar

1. A member of a reporting unit, or a Registrar, may apply to the reporting unit for specified prescribed information in relation to the reporting unit to be made available to the person making the application.
2. The application must be in writing and must specify the period within which, and the manner in which, the information is to be made available. The period must not be less than 14 days after the application is given to the reporting unit.
3. A reporting unit must comply with an application made under subsection (1).

SECTION 517 OF THE INDUSTRIAL RELATIONS ACT 1996

In accordance with Section 517 of the Industrial Relations Act a copy of the Auditor's Report, Accounts and Statements will be supplied free of charge to members who request same.


Certificates required to be given under the Act's by the Accounting Officer and Committee of Management have been completed in accordance with the provisions of the Act's and contain no qualifications.

COMMITTEE OF MANAGEMENT STATEMENT

On the 29th of May, 2014 the Committee of Management of the Australian, Rail Tram and Bus Industry Union, New South Wales Branch passed the following resolution in relation to the general purpose financial report (GPFR) of the reporting unit for the financial year ended 31st December, 2013:

- (a) the financial statements and notes comply with the Australian Accounting Standards;
- (b) the financial statements and notes comply with the reporting guidelines of the General Manager of the Fair Work Commission;
- (c) the financial statements and notes give a fair view of the financial performance, financial position and cash flows of the reporting unit for the financial year to which they relate;
- (d) there are reasonable grounds to believe that the reporting unit will be able to pay its debts as and when they become due and payable; and
- (e) during the financial year to which the GPFR relates and since the end of that year:
 - (i) meetings of the committee of management were held in accordance with the rules of the organisation including the rules of a branch concerned; and
 - (ii) the financial affairs of the reporting unit have been managed in accordance with the rules of the organisation including the rules of the branch concerned; and
 - (iii) the financial records of the reporting unit have been kept and maintained in accordance with the RO Act; and
 - (iv) the financial records of the reporting unit have been kept, as far as practicable, in a consistent manner to each of the other reporting units of the organisation ; and
 - (v) information has been furnished to any member of the reporting unit or to the General Manager of the Fair Work Commission, as the case may be, where information sought by the member or the General Manager of the Fair Work Commission was duly made under section 272 of the RO Act; and
 - (vi) no order for inspection of financial records have been made by the Fair Work Commission under section 273 of the RO Act.
- (f) The Branch has not derived any revenue during the year as a result of any recovery of wages activity it may have undertaken on behalf of members.

Signed in accordance with such resolution as passed by the committee of management.



ALEX CLAASSENS
NSW BRANCH SECRETARY

Signed at Sydney on the 29th May, 2014

DISCUSSION AND ANALYSIS OF THE FINANCIAL FACTORS

This discussion and analysis is provided to members in understanding the concise financial report.

Statements of Comprehensive Income

The loss for the year as reported was \$1,654,017, which includes a loss of \$2,602,742 from the legal transfer of the Redfern Property to National Office to reflect legal advice during the year, and a loss of \$253,056 from the revaluation of real properties. The result from the other activities for the year was a surplus of \$1,201,781 which is due to

- An overall reduction in employee expenses
- A surplus in the amount required to fund defined benefits superannuation exposure, and
- An increase in the legal levy

Statement of Financial Position

Total assets reduced by \$1,872,616, however after adjustment for the legal transfer of the Redfern property and the revaluation of other real property referred to above, other assets increased by \$983,182 being mainly an increase in cash on hand and bank of \$1,030,242

Liabilities reduced by \$218,599 due mainly to amount required to fund defined benefits superannuation exposure which decreased by \$472,754 which was a reflection of an improvement in the financial markets impact on the defined benefit funds.

Members Accumulated Funds decreased by \$1,640,017.

Statement of Cash Flows

As noted above the cash flow increased by \$1,030,242 and if a reflection of the net cash received from operations of \$1,299,680 less expenditure on property improvements, in particular the Newcastle Office.

FINANCIAL REPORTS

**AUSTRALIAN RAIL, TRAM AND BUS INDUSTRY UNION, NEW SOUTH WALES BRANCH
AND
THE AUSTRALIAN RAIL, TRAM AND BUS INDUSTRY UNION, NEW SOUTH WALES**

**STATEMENT OF COMPREHENSIVE INCOME
For the Year Ended 31st December 2013**

GENERAL FUND

	2013 \$	2012 \$
INCOME		
Members Contributions	6,842,050	6,872,430
Interest Received	62,689	227,306
Rent Received	215,287	197,059
Grants and/or Donations	-	38,457
Net Gains on Sale of Assets	-	26,182
Other Income	69,135	33,647
TOTAL INCOME	<u>7,189,161</u>	<u>7,395,081</u>
EXPENSES		
Employee Expenses	2,683,300	3,551,590
Capitation Fee paid to National Office	901,801	885,135
Affiliation Fees	205,755	184,059
Administrations Expenses	1,045,364	939,195
Grants or Donations	17,620	13,000
Depreciation and Amortisation	223,022	283,353
Legal Costs	214,590	136,852
Audit Fees	53,709	59,480
Net Losses from Sale of Asset	5,425	-
Net Losses from Transfer of Redfern Property	2,602,742	-
Other Expenses	1,141,886	1,156,466
TOTAL EXPENSES	<u>9,095,214</u>	<u>7,209,130</u>
PROFIT/(LOSS) FOR THE YEAR	<u>(1,906,053)</u>	<u>185,951</u>
OTHER COMPREHENSIVE INCOME		
Loss on revaluation of land & buildings	<u>(253,056)</u>	<u>-</u>
TOTAL COMPREHENSIVE INCOME FOR THE YEAR	<u>(2,159,109)</u>	<u>185,951</u>

**AUSTRALIAN RAIL, TRAM AND BUS INDUSTRY UNION, NEW SOUTH WALES BRANCH
AND
THE AUSTRALIAN RAIL, TRAM AND BUS INDUSTRY UNION, NEW SOUTH WALES**

**STATEMENT OF COMPREHENSIVE INCOME
For the Year Ended 31st December 2013**

RTBU HOLIDAY PARK, JERVIS BAY

	2013 \$	2012 \$
INCOME		
Rent Received – Caravans	75,606	94,093
Rent Received – Units	161,905	123,702
TOTAL INCOME	<u>237,511</u>	<u>217,795</u>
EXPENSES		
Depreciation	41,233	51,896
Administration Expenses	196,591	190,888
Other Expenses	25,314	19,386
TOTAL EXPENSES	<u>263,138</u>	<u>262,170</u>
PROFIT/(LOSS) FOR THE YEAR	<u>(25,627)</u>	<u>(44,375)</u>
OTHER COMPREHENSIVE INCOME	-	-
TOTAL COMPREHENSIVE INCOME FOR THE YEAR	<u>(25,627)</u>	<u>(44,375)</u>

**AUSTRALIAN RAIL, TRAM AND BUS INDUSTRY UNION, NEW SOUTH WALES BRANCH
AND
THE AUSTRALIAN RAIL, TRAM AND BUS INDUSTRY UNION, NEW SOUTH WALES**

**STATEMENT OF COMPREHENSIVE INCOME
For the Year Ended 31st December 2013**

TRAM & BUS PICNIC FUND

	2013	2012
	\$	\$
INCOME		
Interest Received	26,825	42,796
Members' Contributions	215,119	220,975
TOTAL INCOME	241,944	220,975
EXPENSES		
Picnic Expenses	216,454	100,471
TOTAL EXPENSES	216,454	100,471
PROFIT/(LOSS) FOR THE YEAR	25,490	163,300
OTHER COMPREHENSIVE INCOME	-	-
TOTAL COMPREHENSIVE INCOME FOR THE YEAR	25,490	163,300

**AUSTRALIAN RAIL, TRAM AND BUS INDUSTRY UNION, NEW SOUTH WALES BRANCH
AND
THE AUSTRALIAN RAIL, TRAM AND BUS INDUSTRY UNION, NEW SOUTH WALES**

**STATEMENT COMPREHENSIVE INCOME
For the Year Ended 31st December 2013**

TRAM & BUS TRAFFIC FUND

	2013	2012
	\$	\$
INCOME		
Interest	89,294	108,671
Member Contributions	<u>183,250</u>	<u>199,696</u>
TOTAL INCOME	<u>272,544</u>	<u>308,367</u>
EXPENSES		
Consideration to Employers for Payroll Deductions	4,452	4,949
Traffic Fines Paid	83,453	78,866
Legal Expenses	<u>2,518</u>	<u>950</u>
TOTAL EXPENSES	<u>90,423</u>	<u>84,765</u>
NET INCOME	<u>182,121</u>	<u>223,602</u>
OTHER COMPREHENSIVE INCOME	-	-
TOTAL COMPREHENSIVE INCOME FOR THE YEAR	<u>182,121</u>	<u>223,602</u>

**AUSTRALIAN RAIL, TRAM AND BUS INDUSTRY UNION, NEW SOUTH WALES BRANCH
AND
THE AUSTRALIAN RAIL, TRAM AND BUS INDUSTRY UNION, NEW SOUTH WALES**

**STATEMENT COMPREHENSIVE INCOME
For the Year Ended 31st December 2013**

LEGAL FUND

	2013 \$	2012 \$
INCOME		
Interest	9,537	1,180
Legal Levy Received	424,944	212,473
TOTAL INCOME	434,481	213,653
EXPENSES		
Bank Charges	29	293
Wages and Salary – Employees Other than Officeholders	66,894	45,622
Legal Expenses	44,450	40,073
TOTAL EXPENSES	111,373	85,988
NET INCOME	323,108	127,665
OTHER COMPREHENSIVE INCOME	-	-
TOTAL COMPREHENSIVE INCOME FOR THE YEAR	323,108	127,665

**AUSTRALIAN RAIL, TRAM AND BUS INDUSTRY UNION, NEW SOUTH WALES BRANCH
AND
THE AUSTRALIAN RAIL, TRAM AND BUS INDUSTRY UNION, NEW SOUTH WALES**

**STATEMENT OF CHANGES IN ACCUMULATED FUNDS
As at 31st December 2013**

	Retained Profits	Asset Revaluation \$	Total \$
Balance 01/01/2012	13,955,012	3,378,550	17,333,562
Surplus for the Year	659,143	-	659,143
Balance 31/12/2012	14,614,155	3,378,550	17,992,705
Deficit for the year	(1,654,017)	-	(1,654,017)
Transfer to/from Asset Revaluation	2,855,798	(2,855,798)	-
Balance 31/12/2013	15,815,936	522,752	16,338,688

**AUSTRALIAN RAIL, TRAM AND BUS INDUSTRY UNION, NEW SOUTH WALES BRANCH
AND
THE AUSTRALIAN RAIL, TRAM AND BUS INDUSTRY UNION, NEW SOUTH WALES**

**STATEMENT OF FINANCIAL POSITION
As at 31st December 2013**

	2013	2012
	\$	\$
CURRENT ASSETS		
Cash and Cash Equivalents	8,713,044	7,682,802
Receivables	265,107	255,183
Promotional Items on Hand	27,301	-
Other	112,389	169,129
TOTAL CURRENT ASSETS	<u>9,117,841</u>	<u>8,107,114</u>
NON-CURRENT ASSETS		
Financial Assets	1,236	1,236
Property	4,090,000	6,587,686
Investment Property	3,200,000	3,560,429
Plant & Equipment	211,713	223,501
Motor Vehicles	165,529	140,191
Sussex Inlet Property & Equipment	953,518	992,296
TOTAL NON-CURRENT ASSETS	<u>8,621,996</u>	<u>11,505,339</u>
TOTAL ASSETS	<u>17,739,837</u>	<u>19,612,453</u>
CURRENT LIABILITIES		
Accounts Payable	816,835	588,260
Provisions	584,314	1,031,488
TOTAL CURRENT LIABILITIES	<u>1,401,149</u>	<u>1,619,748</u>
TOTAL LIABILITIES	<u>1,401,149</u>	<u>1,619,748</u>
NET ASSETS	<u>16,338,688</u>	<u>17,992,705</u>
ACCUMULATED FUNDS		
Reserves	522,752	3,378,550
Accumulated Surplus	15,815,936	14,614,155
ACCUMULATED FUNDS	<u>16,338,688</u>	<u>17,992,705</u>

**AUSTRALIAN RAIL, TRAM AND BUS INDUSTRY UNION, NEW SOUTH WALES BRANCH
AND
THE AUSTRALIAN RAIL, TRAM AND BUS INDUSTRY UNION, NEW SOUTH WALES**

**STATEMENT OF CASH FLOWS
For the Year Ended 31st December 2013**

	This Year Inflows (Outflows)	Last Year Inflows (Outflows)
CASH FLOW FROM OPERATING ACTIVITIES		
Receipts from Members	7,655,439	7,414,277
Payments to Suppliers and Employees	(7,066,038)	(7,075,112)
Interest Received	188,345	382,952
Rent Received	452,798	414,855
Receipts – Other	69,136	71,973
Net Cash Provided by (Used in) Operating Activities	1,299,680	1,208,945
CASH FLOW FROM INVESTING ACTIVITIES		
Payment for Assets	(269,438)	(177,255)
Net Cash Provided by (Used in) Investing Activities	(258,588)	(177,255)
Net Increase (Decrease) in Cash Held	1,030,242	1,031,690
Cash at beginning of the Year	7,682,802	6,651,112
Cash at the End of Year	8,713,044	7,682,802

INDEPENDENT AUDITOR'S STATEMENT

To the members of the Australian Rail, Tram and Bus Industry Union, New South Wales Branch(Federal Organisation), and The Australian Rail, Tram and Bus Industry Union, New South Wales (State Organisation).

SCOPE

We have audited the concise financial report of the Australian Rail, Tram and Bus Industry Union, New South Wales Branch and of The Australian Rail, Tram and Bus Industry Union, New South Wales for the financial year ended 31 December, 2013 comprising the Committee of Management Statement, Certificate by Accounting Officer (State organization only), Income Statement, Balance Sheet, Statement of Cash Flows and notes to the financial statements. The Committee of Management is responsible for the financial report. We have conducted an independent audit of this financial report in order to express an opinion on it to the members.

Our audit has been conducted in accordance with Australian Auditing Standards to provide reasonable assurance whether the concise financial report is free of material misstatement.

Our procedures in respect of the audit of the concise financial report included testing that the information in the concise financial report is consistent with the full financial report, and examination, on a test basis, of evidence supporting the amounts and other disclosures which were directly derived from the full financial report. These procedures have been undertaken to form an opinion whether, in all material respects, the concise financial report is presented fairly in accordance with Accounting Standards, the Fair Work(Registered Organisations) Act 2009 and the Industrial Relations Act 1996

I am an approved auditor for the purpose of the Fair Work(Registered Organisations) Act 2009 and the Industrial Relations Act 1996

AUDIT OPINIONS

A) Fair Work (Registered Organisations) Act 2009

In our opinion, the Concise Financial Report of the Australian Rail, Tram and Bus Industry Union, New South Wales Branch for the year ended 31st December, 2013 is in accordance with the full audited general purpose financial report available for inspection my members. The Audit opinion, express in that report is as follows:

In our opinion, the general purpose financial report of the Australian Rail, Tram and Bus Industry Union, New South Wales Branch presents fairly in accordance with applicable Accounting Standards and other mandatory professional reporting requirements in Australia as well as the requirements imposed by the Reporting Guidelines or Part 3 of Chapter 8 of Schedule 1B of the Fair Work (Registered Organisations) Act 2009.

B) Industrial Relations Act 1996

I certify that the Concise Financial Report is a fair and accurate summary of my Report, Accounts and Statements of The Australian Rail, Tram and Bus Industry Union, New South Wales for the year ended 31st December, 2013. My Auditors Report did not contain particulars of any deficiency, failure or shortcomings as referred to in the Industrial Relations Act

Ken Mangraviti

Ken Mangraviti Pty Ltd
Chartered Accountants
Registered Company Auditor

Dated: 29 May, 2014