



**Australian Government**  
**Australian Industrial Registry**

23 June 2009

Mr Owen Doogan  
Secretary, Queensland Branch  
Australian Rail, Tram and Bus Industry Union  
First Floor, 457 Upper Edward Street  
BRISBANE QLD 4000



Dear Mr Doogan

**Lodgment of Financial Statements and Accounts for year ended 31 December 2008 (FR2008/581)**  
**Schedule 1 of the Workplace Relations Act 1996 (RAO Schedule)**


Thank you for lodging the concise report which was received in the Registry on 17 June 2009.

The documents have been added to those previously received and have been filed.

Yours sincerely,

A handwritten signature in black ink, appearing to be "SK" or similar initials.

Stephen Kellett  
Statutory Services Branch



Australian Rail, Tram & Bus  
Industry Union  
(Qld Branch)

# RAIL TRAM & BUS UNION

Level 1  
457 Upper  
Edward Street  
Brisbane Q 4000

Public  
07 3839 4988  
Public Fax  
07 3832 1278

QR  
812423 / 812950  
QR Fax  
813504

Email  
info@rtbu.com.au

[www.rtbu.com.au](http://www.rtbu.com.au)



12<sup>th</sup> June 2009

Australian Industrial Registry  
Level 6  
Terrace Towers  
80 William Street  
EAST SYDNEY NSW 2011

## RE: FINANCIAL RETURN – YEAR ENDED 31<sup>ST</sup> DECEMBER 2008

I, Owen Doogan being the Branch Secretary of the Australian Rail Tram & Bus Union (Qld) Branch certify:

That the documents lodged herewith are copies of the full report and the concise report referred to in s268 of the RAO Schedule; and

That the concise report was provided to members on the 29<sup>th</sup> May, 2009.

That the full and concise report was presented to a meeting of the Committee of Management of the reporting union on the 12<sup>th</sup> June, 2009 in accordance with section 266 of the RAO Schedule.

Yours sincerely



**OWEN DOOGAN**  
**BRANCH SECRETARY**

**yourrightsatwork**  
worth fighting for

AUSTRALIAN RAIL TRAM AND BUS INDUSTRY UNION – QUEENSLAND

AS

RAIL TRAM AND BUS UNION – (QUEENSLAND BRANCH)

FINANCIAL STATEMENT

FOR YEAR ENDED 31 DECEMBER 2008

Page

1	Statement of Committee of Management
2	Statement of Accounting Officer
3 – 4	Audit Report
5 – 7	Income and Expenditure – General Fund
8	Income and Expenditure – Sick and Accident
9	Income and Expenditure – Retirement Fund
10	Income and Expenditure – Mortality Fund
11	Income and Expenditure – Union Picnic Fund
12	Income and Expenditure – Fighting Fund
13 – 14	Income and Expenditure – Fighting Fund and Divisional Objects Fund
15 – 16	Statement of Assets and Liabilities
17 – 20	Statement of Cash Flows
21 – 24	Notes to and forming part of the Financial Accounts

**AUSTRALIAN RAIL TRAM AND BUS INDUSTRY UNION – QUEENSLAND**  
**AS**  
**RAIL TRAM AND BUS UNION – (QUEENSLAND BRANCH)**

**STATEMENT OF ACCOUNTING OFFICER**

I, Owen Doogan, being the officer responsible for keeping the accounting records of the Rail Tram and Bus Union (Queensland Branch) certify that as at 31 December 2008, the number of members of the Organisation was 7,625.

In my opinion:-

- (i) The accompanying accounts show a true and fair view of the financial affairs of the Branch as at 31 December 2008.
- (ii) A record has been kept of all moneys paid by, or collected from, members and all moneys so paid or collected have been credited to the bank account to which those moneys are to be credited, in accordance with the rules of the Organisation.
- (iii) Before any expenditure was incurred approval of the incurring of the expenditure was obtained in accordance with the rules of the Organisation.
- (iv) With regard to funds of the Organisation raised by compulsory levies or voluntary contributions from members, or funds other than the General Fund operated in accordance with the rules, no payments were made out of any such fund for the purpose other than those for which the fund was operated.
- (v) No loans or other financial benefits, other than remuneration in respect of their full time employment with the Organisation, were made to persons holding office in the Organisation.
- (vi) The register of members of the Branch was maintained in accordance with the Act; and
- (vii) The attached accounts have been prepared in accordance with applicable Australian Accounting Standards.

**BRISBANE**

**DATE** 3rd April 2009

  
ACCOUNTING OFFICER

**AUDITOR'S REPORT TO THE MEMBERS OF**  
**AUSTRALIAN RAIL TRAM AND BUS INDUSTRY UNION – QUEENSLAND**

**AS**

**RAIL TRAM AND BUS UNION (QUEENSLAND BRANCH)**

I have audited the accounts of the Rail Tram and Bus Union (Queensland Branch) for the year ended 31 December 2008 as set out on pages 5 to 24. The Management of the Organisation is responsible for the preparation and presentation of the accounts and the information contained therein. I have conducted an independent audit of the accounts in order to express an opinion on it to the members of the Organisation.

My audit has been conducted in accordance with the Australian Auditing Standards to provide reasonable assurance as to whether the financial report is free of material misstatement. My procedures included examination on a test basis, of evidence supporting the accounts and other disclosures in the accounts, and the evaluation of accounting policies and significant accounting estimates. These procedures have been undertaken to form an opinion as to whether, in all material respects, the accounts are presented fairly in accordance with Australian Accounting Concepts and Standards and the Workplace Relations Act 1996 so as to present a view of the Organisation which is consistent with my understanding of its financial position, the results of its operations and its cash flows.

The audit opinion expressed in this report has been formed on the above basis.

In my opinion:-


- (a) satisfaction accounting records have been kept by the Organisation so far as appears from my examination of these books, including:
  - (A) records of the sources and nature of the income of the Organisation (including income from members); and
  - (B) records of the nature and purpose of the expenditure of the Organisation.

- (b) the accounts and statements under Sec 273 of the Workplace Relations Act 1996 have been properly drawn up so as to give a true and fair view of:
- (A) the financial affairs of the Organisation as at 31 December 2008 and
  - (B) the income and expenditure and any surplus or deficit of the Organisation for the year; and
  - (c) the accounts have been prepared in accordance with applicable Australian Accounting Standards.

Where necessary I have obtained all the information and explanations which, to the best of my knowledge and belief, were necessary in the purpose of our audit.

Signed this *sixth* day of *APRIL* 2009

Adrian J Bellotti  
Level 6  
Ladhope Chambers  
131 Wickham Terrace  
Brisbane Qld 4000



\_\_\_\_\_  
CHARTERED ACCOUNTANT

**AUSTRALIAN RAIL TRAM AND BUS INDUSTRY UNION – QUEENSLAND**  
**AS**  
**RAIL TRAM AND BUS UNION (QUEENSLAND BRANCH)**  
**INCOME AND EXPENDITURE STATEMENT**  
**FOR YEAR ENDED 31 DECEMBER 2008**

<b><u>INCOME</u></b>	<b><u>2008</u></b>	<b><u>2007</u></b>
Contributions	2,672,375	2,444,113
Bank & Bond Interest, Dividends	91,038	54,811
Rented Property	93,143	103,451
Sundry Income	(7,018)	83,334
	<hr/>	<hr/>
	2,849,538	2,685,709
<b><u>LESS EXPENDITURE</u></b>		
Promotional	22,686	19,884
Affiliation Fees	87,458	86,332
Advocate & Media	56,250	20,663
Appeals	238	148
Audit fees & Accountancy	8,181	7,700
Bank Charges	2,669	3,138
Branch & District Executive	-	32,926
Branch Council	38,011	42,059
Cleaning, Repairs & Maintenance	44,156	38,443
Collectors Commission/Honoraria	17,148	16,086
Computer Costs	20,210	34,448
Conferences & Seminars	26,812	8,530
Depreciation	72,810	78,935
Donations & Appeals	4,585	5,116
Freight & Cartage	3,601	3,269
Fringe Benefits Tax	30,298	5,101
Insurance - General	4,603	6,190
- Workers Compensation	2,171	5,042
- Public Risk	13,561	19,405
	<hr/>	<hr/>
	20,335	30,637
Land Tax	11,128	2,048

	<u>2008</u>	<u>2007</u>
Labour Day	21,497	12,863
Legal & Court Costs	39,306	33,812
Levies & Fees	3,250	3,573
Literature	1,039	2,087
Meetings – Industrial/Branch	61,255	21,135
Long Service Leave	50,000	26,426
Mortality Scheme	29,000	71,528
Motor Vehicle Expenses	52,124	52,834
National Executive Expenses	13,751	22,355
National Office – Quarterage	343,156	313,043
Office Expenses & Amenities	2,193	2,039
Organising Expenses	30,170	356,046
Party Expenses (Retired Members)	6,486	6,029
Postage Telex etc	18,398	18,763
Payroll Tax	25,729	34,352
Printing & Stationery	60,640	46,753
ALP Council Expenses	5,371	11,095
Rented Property Expenses	62,096	50,761
ALP Federal Campaign	-	77,328
Interest on Loan	41,370	
Remuneration - Office Bearers	672,472	769,907
- Other	393,554	264,538
- Contract	18,377	-
	<u>1,084,403</u>	<u>1,034,445</u>
Recruitment	-	639
Superannuation	245,931	211,732
Rent & Electricity	70,720	44,208
Subscriptions	2,180	8,709
Telephone, facsimile	91,910	75,733
Travelling	-	4,083
Sundries	4,890	3,768
<u>TOTAL EXPENDITURE</u>	<u>2,833,441</u>	<u>2,981,602</u>



	<u>2008</u>	<u>2007</u>
<u>Operating Surplus (Deficit) before Extraordinary Items</u>	16,097	(295,893)
<u>Profit (Loss) on Disposal of Assets</u>		
- Motor Vehicles	(10,857)	(3,921)
- Business Property	3,125,609	-
- Other Assets	(29,899)	-
	<u>3,084,853</u>	<u>(3,921)</u>
	<u>3,100,950</u>	<u>(299,814)</u>
<u>Transfer from Provisions</u>		
- Building Acquisitions	200,000	125,000
<u>Surplus (Deficit) for the year</u>	<u>3,300,950</u>	<u>(174,814)</u>
General Fund Balance Beginning of Year	2,702,374	2,877,188
<u>GENERAL FUND BALANCE AT END OF YEAR</u>	<u>\$ 6,003,324</u>	<u>\$ 2,702,374</u>

AUSTRALIAN RAIL TRAM BUS INDUSTRY UNION – QUEENSLAND

AS

RAIL TRAM & BUS UNION (QUEENSLAND BRANCH)

SICK AND ACCIDENT FUND – INCOME AND EXPENDITURE

FOR YEAR ENDED 31 DECEMBER 2008

<u>INCOME</u>	<u>2008</u>	<u>2007</u>
Members' Subscriptions	18,441	14,240
Interest	16,149	22,492
Investment Purchase Price Adjust.	(12,152)	(1,783)
	<u>22,438</u>	<u>34,949</u>
Transfers from Picnic Fund	-	10,363
	<u>22,438</u>	<u>45,312</u>
 <u>EXPENDITURE</u>		
Payments (Rule 40(a))	2,392	3,518
Divisional Objects Funds	11,501	20,688
Union Payments	691	504
	<u>14,584</u>	<u>24,710</u>
 <u>NET SURPLUS</u>	 7,854	 20,602
<u>Fund Balance as at 1 January 2008</u>	250,555	229,953
 <u>FUND BALANCE AT 31 DECEMBER 2008</u>	 <u>258,409</u>	 <u>250,555</u>

AUSTRALIAN RAIL TRAM AND BUS INDUSTRY UNION - QUEENSLAND

AS

RAIL TRAM AND BUS UNION (QUEENSLAND BRANCH)

RETIREMENT FUND - INCOME & EXPENDITURE

FOR YEAR ENDED 31 DECEMEBR 2008

<u>INCOME</u>	<u>2008</u>	<u>2007</u>
Members' Subscriptions	7,371	5,643
Interest Received	6,625	6,215
Investments PP Adjust.	(3,271)	(480)
	<u>10,725</u>	<u>11,378</u>
 <u>EXPENDITURE</u>		
Payments (Rule 40(b))	536	872
Divisional Objects Fund	5,213	5,620
	<u>5,749</u>	<u>6,492</u>
 <u>NET SURPLUS</u>	<u>4,976</u>	<u>4,886</u>
Fund Balance as at 1 January 2008	75,118	70,232
 <u>FUND BALANCE AT 31 DECEMBER 2008</u>	<u>80,094</u>	<u>75,118</u>

AUSTRALIAN RAIL TRAM AND BUS INDUSTRY UNION – QUEENSLAND

AS

RAIL TRAM AND BUS UNION (QUEENSLAND BRANCH)

MORTALITY FUND – INCOME & EXPENDITURE

FOR YEAR ENDED 31 DECEMBER 2008

<u>INCOME</u>	<u>2008</u>	<u>2007</u>
Members' Subscription	7,377	5,668
Interest Received	6,914	8,158
Investment PP Adjust.	(4,571)	(671)
	<u>9,720</u>	<u>13,155</u>
<u>EXPENDITURE</u>		
Payments (Rule 40(c))	8,000	1,000
Divisional Objects Fund	5,412	7,762
	<u>13,412</u>	<u>8,762</u>
<u>NET SURPLUS</u>	(3,692)	4,393
Fund Balance as at 1 January 2008	78,490	74,097
<u>FUND BALANCE AT 31 DECEMBER 2008</u>	<u>74,798</u>	<u>78,490</u>

AUSTRALIAN RAIL TRAM BUS INDUSTRY UNION – QUEENSLAND

AS

RAIL TRAM AND BUS UNION (QUEENSLAND BRANCH)

TRAM & BUS DIVISION

UNION PICNIC FUND – INCOME & EXPENDITURE

FOR YEAR ENDED 31 DECEMBER 2008

<u>INCOME</u>	<u>2008</u>	<u>2007</u>
Members' Subscriptions	22,118	17,040
Interest Received	21	17
Raffle Proceeds	-	-
	<u>22,139</u>	<u>17,057</u>
 <u>EXPENDITURE</u>		
Amusement & Rides	8,480	7,820
Bank Charges	-	-
Catering	7,692	9,020
Cleaning	620	787
Equipment Hire	4,312	4,053
Rental Venue	-	-
Truck Rental	744	700
Motor Vehicle Fuel	-	54
Bus Hire	-	88
Hardware	-	14
	<u>21,848</u>	<u>22,536</u>
Net Surplus (Deficit)	291	(5,479)
Fund Balance 1 January 2008	(7,362)	(1,883)
<u>FUND BALANCE AT 31 DECEMBER 2008</u>	<u>(7,071)</u>	<u>(7,362)</u>

AUSTRALIAN RAIL TRAM AND BUS INDUSTRY UNION – QUEENSLAND

AS

RAIL TRAM AND BUS UNION (QUEENSLAND BRANCH)

FIGHTING FUND – INCOME & EXPENDITURE

FOR YEAR ENDED 31 DECEMBER 2008

<u>INCOME</u>	<u>2008</u>	<u>2007</u>
Interest Received	9,457	7,538
	<u>9,457</u>	<u>7,538</u>
 <u>TRANSFERS</u>		
From Fighting Fund & Divisional Objects Fund	-	18,000
To Fighting Fund & Divisional Objects Fund	7,175	(7,290)
	<u>7,175</u>	<u>10,710</u>
 <u>NET SURPLUS</u>	 2,282	 18,248
 Fund Balance as at 1 January 2008	 75,445	 57,197
 <u>FUND BALANCE AT 31 DECEMBER 2008</u>	 <u>77,727</u>	 <u>75,445</u>

**AUSTRALIAN RAIL TRAM AND BUS INDUSTRY UNION – QUEENSLAND**  
**AS**  
**RAIL TRAM AND BUS UNION (QUEENSLAND BRANCH)**  
**FIGHTING FUND & DIVISIONAL OBJECTS FUND**  
**FOR YEAR ENDED 31 DECEMBER 2008**

<b><u>INCOME</u></b>	<b><u>2008</u></b>	<b><u>2007</u></b>
Interest	37	34
Interest Received – Balanced Funds A/c	5,387	11,499
Transfer from RCU – Interest	6,000	6,000
Interest Received - CBA Term Deposit	5,676	-
	<u>17,100</u>	<u>17,533</u>
<b><u>TRANSFERS</u></b>		
Transfer to Fighting Fund	-	(18,000)
Transfer from RCU	-	6,000
Transfer from Fighting Fund	-	7,290
Transfer to Special Funds -incorrectly transfer by bank	1,891	-
	<u>(1,891)</u>	<u>(4,710)</u>
	<u>15,209</u>	<u>12,823</u>
<b><u>EXPENDITURE</u></b>		
Bank Charges	-	35
Legal Fees	3,489	1,500
Floral Tribute	57	-
Conferences	8,136	9,360
Computer Equipment	2,195	6,039
Filing Cabinets	-	566
Repairs & Maintenance	3,794	-
Stationery	148	-
	<u>17,819</u>	<u>17,500</u>

- 14 -

	<u>2008</u>	<u>2007</u>
<u>NET SURPLUS(DEFICIT)</u>	(2,610)	(4,677)
Fund Balance as at 1 January 2008	14,170	18,847
<b><u>FUND BALANCE AT 31 DECEMBER 2008</u></b>	<u>11,560</u>	<u>14,170</u>

- 15 -



**AUSTRALIAN RAIL TRAM AND BUS INDUSTRY UNION – QUEENSLAND**  
**AS**

**RAIL TRAM AND BUS UNION (QUEENSLAND BRANCH)**

**STATEMENT OF ASSETS & LIABILITIES AT 31 DECEMBER 2008**

<b><u>CURRENT ASSETS</u></b>	<b><u>2008</u></b>	<b><u>2007</u></b>
Cash on Hand	1,300	1,232
Cash at Bank - Current Account	140,949	118,132
- Investment Account	147,840	147,840
	<u>290,089</u>	<u>267,204</u>
Secured Deposits/Bank Bills	1,940,027	939,759
Deposits & Prepayments	122,850	50,720
Sundry Debtors & Remittances, in transit	113,566	103,884
Stock on Hand	1,329	2,500
Deposits – Non Cash	550	350
GST – Input Tax Credits	13,655	5,509
	<u>2,482,066</u>	<u>1,369,926</u>
<b><u>NON CURRENT ASSETS</u></b>		
Real Property (2)	4,190,364	4,388,934
Other (3)	476,811	299,807
	<u>4,667,175</u>	<u>4,688,741</u>
<b><u>INVESTMENTS</u></b>		
Sickness & Accident Balanced Fund	55,371	67,523
Mortality Balanced Fund	20,847	25,419
Retirement Balanced Fund	15,019	18,291
	<u>91,237</u>	<u>111,233</u>
<b><u>TOTAL ASSETS</u></b>	<u>7,240,478</u>	<u>6,169,900</u>

<u>LESS CURRENT LIABILITIES AND PROVISIONS</u>	<u>2008</u>	<u>2007</u>
Provision for Annual Leave	94,000	80,000
Provision for Long Service Leave	140,000	90,000
Sundry Creditors & Accrued Expenses	292,637	198,518
Provision for Sick Leave	40,000	40,000
Provision for Building (4)	-	200,000
<u>TOTAL LIABILITIES</u>	<u>566,637</u>	<u>608,518</u>
<u>NET ASSETS</u>	<u>6,673,841</u>	<u>5,561,382</u>
 <u>ACCUMULATED FUNDS</u>		
General Fund (5)	6,003,324	2,702,374
Sick and Accident Fund	258,409	250,555
Retirement Fund	80,094	75,118
Mortality Fund	74,798	78,490
Union Picnic Fund	(7,071)	(7,362)
Fighting Fund	77,727	75,445
Asset Revaluation Reserve (6)	175,000	2,372,592
Fighting & Divisional Objects Fund	11,560	14,170
	<u>6,673,841</u>	<u>5,561,382</u>

**AUSTRALIAN RAIL TRAM AND BUS INDUSTRY UNION – QUEENSLAND**

**AS**

**RAIL TRAM AND BUS UNION (QUEENSLAND BRANCH)**

**STATEMENT OF CASH FLOWS**

**FOR YEAR ENDED 31 DECEMBER 2008**

<b><u>CASH FLOW FROM OPERATING ACTIVITIES</u></b>	<b><u>2008</u></b>	<b><u>2007</u></b>
Receipts from Customers	2,675,586	2,538,490
Interest & Dividends	95,596	75,466
Rent Received	68,676	104,799
Payments to Suppliers and Employees	(2,731,618)	(2,835,220)
Net Cash provided by (used in) Operating Activities	<u>108,240</u>	<u>( 116,465)</u>
 <b><u>CASH FLOWS FROM INVESTING ACTIVITIES</u></b>		
(Payments) for Buildings	(2,273,414)	(747,368)
(Payments) for Plant & Equipment	( 271,681)	(162,526)
Proceeds/(Payments) for Plant & Equipment	30,909	-
Proceeds/(Payments) for Buildings	3,400,000	27,010
Proceeds/(Payments) for Investments		
- Sick and Accident Fund	12,153	1,783
- Mortality Fund	4,572	671
- Retirement Fund	3,272	480
Payment on Non Cash Deposits	-	-
Net cash provided by (used in) Investing Activities	<u>905,811</u>	<u>(879,950)</u>

<u><i>CASH FLOW FROM FINANCING ACTIVITIES</i></u>	<u><i>2008</i></u>	<u><i>2007</i></u>
Increase (Decrease) in Reserves	9,103	27,608
Net cash provided by (used in) Financing Activities	<u>9,103</u>	<u>27,608</u>
Net increase (decrease) in cash held	1,023,154	(968,808)
Cash at Beginning of Year	1,206,962	2,175,770
Cash at end of year	<u>2,230,116</u>	<u>1,206,962</u>

**AUSTRALIAN RAIL TRAM AND BUS INDUSTRY UNION – QUEENSLAND**

**AS**

**RAIL TRAM AND BUS UNION (QUEENSLAND BRANCH)**

**STATEMENT OF CASH FLOWS**

**FOR YEAR ENDED 31 DECEMBER 2008**

**NOTES TO STATEMENT OF CASH FLOWS**

1. Reconciliation of Cash

For the purposes of the Statement of Cash Flows, cash includes cash on hand and in banks and investments in money market instruments, net of outstanding bank overdrafts. Cash at the end of the period as shows in the Statement of Cash Flows is reconciled to the related items in the Statement of Assets & Liabilities as follows.

	<u>2008</u>	<u>2007</u>
Cash on Hand	1,300	1,232
Cash at Bank	140,949	118,132
Savings Investment A/c	147,840	147,840
Secured Deposits/Bank Bills	1,940,027	939,758
Cash at Bank – District Imprest	-	-
	<u>2,230,116</u>	<u>1,206,962</u>

**AUSTRALIAN RAIL TRAM AND BUS INDUSTRY UNION – QUEENSLAND**

**AS**

**RAIL TRAM AND BUS UNION (QUEENSLAND BRANCH)**

**STATEMENT OF CASH FLOWS FOR THE YEAR ENDED 31 DECEMBER 2008**

	2008	2007
2. Reconciliation of Cash Flow from operations with Profit from Ordinary Activities		
Profit (loss) from ordinary Activities	3,300,950	(174,848)
Non-cash flows in profit(loss) from ordinary Activities		
Non Cash Expenditure		
Net gain on disposal of property/plant & equip	(3,084,853)	3,921
Depreciation	72,810	78,935
Changes in assets and liabilities net of the effects of purchase and disposals of subsidiaries		
(Increase)/Decrease in inventories	1,171	2,697
(Increase)/Decrease in prepayments	(72,130)	11,240
(Increase)/Decrease in receivables	(9,682)	33,046
Increase/(Decrease) in GST Liabilities	(8,139)	(4,145)
Increase/(Decrease) in payables	94,113	60,889
Increase/(Decrease) in other provisions	(186,000)	(128,200)
Cashflows from operations	<u>108,240</u>	<u>(116,465)</u>

AUSTRALIAN RAIL TRAM AND BUS INDUSTRY UNION – QUEENSLAND

AS

RAIL TRAM AND BUS UNION (QUEENSLAND BRANCH)

NOTES TO AND FORMING PART OF THE FINANCIAL STATEMENTS

FOR THE YEAR ENDED 31 DECEMBER 2008

1. BASIS OF ACCOUNTING

The accounts have been prepared in accordance with generally accepted Accounting principles using the accruals basis of accounting.

Australian Accounting Standards and Statement of Accounting Concepts as issued by the joint professional accounting bodies, have been adopted where appropriate.

- (a) Fixed Assets are depreciated using the diminishing value method over the estimated economic life of the assets.
- (b) Provision for employee benefits in the form of Long Service Leave, Accrued Annual Leave (etc) have been made for the estimated accrued entitlements of all employees on the basis of their terms of employment.
- (c) No provision for Income Tax is necessary as "Trade Unions" are exempt for Income Tax under Section 50-15 Item 3.2 of the Income Tax Assessment Act 1997.

2. <u>NON CURRENT ASSETS – REAL PROPERTY</u>	<u>2008</u>	<u>2007</u>
At Cost/Valuation	4,190,364	4,388,934
	<hr/>	<hr/>
3. <u>NON CURRENT ASSETS – OTHER</u>		
Furniture & Fittings at Cost	314,390	127,171
Less: Provision for Depreciation	92,335	65,004
	<hr/>	<hr/>
	222,055	62,167
	<hr/>	<hr/>

	<u>2008</u>	<u>2007</u>
Office Equipment at Cost	482,360	501,654
Less: Provision for Depreciation	389,387	414,731
	<u>92,973</u>	<u>86,923</u>
Motor Vehicle at Cost	212,249	204,108
Less: Provision for Depreciation	50,466	53,391
	<u>161,783</u>	<u>150,717</u>
	<u>476,811</u>	<u>299,807</u>



AUSTRALIAN RAIL TRAM AND BUS INDUSTRY UNION – QUEENSLAND

AS

RAIL TRAM AND BUS UNION (QUEENSLAND BRANCH)

NOTES TO AND FORMING PART OF THE FINANCIAL STATEMENTS

FOR THE YEAR ENDED 31 DECEMBER 2008

4. PROVISION FOR BUILDING ACQUISITION

	<u>2008</u>	<u>2007</u>
Balance 1 January 2008	200,000	325,000
Amount transferred from (to) Income & Expenditure	(200,000)	(125,000)
Balance 31 December 2008	<u>-</u>	<u>200,000</u>

This provision is for the costs which may be sustained with the transfer from the current State Office to a potential new State Office upon purchase/lease of alternative property.

This would include the costs associated with removal of all contents and fixtures from the current office and placement of relevant contents and fixtures into the new State Office. Furthermore costs associated with renovating a new State Office to meet the needs of the Branch.

5. GENERAL FUND

	<u>2008</u>	<u>2007</u>
Balance beginning of year	2,702,374	2,877,188
Surplus (Deficit) transferred from Statement of Income & Expenditure	3,300,950	(174,848)
	<u>6,003,324</u>	<u>2,702,340</u>

**AUSTRALIAN RAIL TRAM AND BUS INDUSTRY UNION – QUEENSLAND**  
**AS**  
**RAIL TRAM AND BUS UNION (QUEENSLAND BRANCH)**

**NOTES TO AND FORMING PART OF THE FINANCIAL STATEMENTS**

**FOR THE YEAR ENDED 31 DECEMBER 2008**

6.	<u>ASSET REVALUATION RESERVE</u>	<u>2008</u>	<u>2007</u>
	Balance 1 January 2008	2,372,592	462,943
	Increase in valuation of Land & Buildings	-	1,909,649
	Adjustment on disposal of Land & Bldgs	2,197,592	-
	Balance 31 December 2008	<u>175,000</u>	<u>2,372,592</u>

**RELATED PARTY INFORMATION**

1. The ultimate controlling entity of the Branch is the Federal Australian Rail Tram & Bus Industry Union.

**NOTICE REQUIRED UNDER THE WORKPLACE RELATIONS ACT 1996**

In accordance with the requirements of the Workplace Relations Act 1996, the attention of members is drawn to the provision of Sub Sec, (1), (2) and (3) of Sec 274 which reads as follows:-

- (1) A member of an organisation, or a Registrar, may apply to the organisation for the specified prescribed information in relation to the organization.
- (2) An organisation shall, on application made under Subsection (1) by a member of the organisation or a Registrar, made the specified information available to the member or Registrar in such a manner, and within such a time as is prescribed.
- (3) A Registrar may only make an application under Subsection (1) at the request of a member of the organisation concerned, and the Registrar shall provide to a member information received because of an application made at the request of the member.

**2008 \$** **2007 \$**  
**STATEMENT OF FINANCIAL PERFORMANCE FOR YEAR ENDED 31 DECEMBER 2008**

<b>REVENUE</b>		<b>2008 \$</b>	<b>2007 \$</b>
Members' Dues		2,672,375	2,509,274
Investment Revenue		93,143	103,451
Interest Revenue		91,038	54,811
Sundry Revenue		(7,018)	18,172
<b>TOTAL REVEUE</b>		<b>2,849,538</b>	<b>2,685,708</b>
<b>EXPENSES</b>			
Salaries	Officials	672,472	769,907
	Staff	393,554	264,538
	Contract	18,377	0
Affiliation Fees		87,458	86,332
Capitation		343,156	313,043
Depreciation		72,810	78,935
Superannuation		245,931	211,731
Other Expenses		999,683	1,257,115
<b>TOTAL EXPENDITURE</b>		<b>2,833,441</b>	<b>2,981,601</b>
<b>OPERATING SURPLUS FOR YEAR BEFORE EXTRAORDINARY ITEMS</b>		16,097	(295,893)
Disposal of Motor Vehicle		(10,857)	(3,921)
Business Property		3,125,609	0
Other Assets		(29,899)	0
<b>OPERATING SURPLUS BEFORE PROVISIONS</b>		3,084,853	(299,814)
Transfer From Provision Building Acquisition		200,000	125,000
<b>SURPLUS (DEFICIT) FOR THE YEAR</b>		<b>3,300,950</b>	<b>(174,814)</b>

**STATEMENT OF FINANCIAL POSITION AS AT 31<sup>ST</sup> DECEMBER, 2008**

<b>ACCUMULATED FUNDS</b>			
Represented by Net Assets as follows			
<b>CURRENT ASSETS</b>			
Cash		290,089	267,203
Receivables		113,566	103,884
Investments		2,169,648	1,110,074
<b>NON CURRENT ASSETS</b>			
Fixed Assets		4,667,175	4,688,741
<b>TOTAL NON CURRENT ASSETS</b>			
<b>TOTAL ASSETS</b>		<b>7,240,478</b>	<b>6,169,902</b>
<b>LESS: LIABILITIES</b>			
<b>CURRENT LIABILITIES</b>			
Payables		292,637	198,518
<b>NON CURRENT LIABILITIES</b>			
Provisions		274,000	410,000
<b>TOTAL LIABILITIES</b>		<b>566,637</b>	<b>608,518</b>
<b>NET ASSETS</b>		<b>6,673,841</b>	<b>5,561,384</b>

**STATEMENT OF CASH FLOWS FOR THE YEAR ENDED 31 DECEMBER, 2008**

<b>Cash Flow From Operating Activities</b>			
Receipts from Customers		2,675,586	2,538,490
Interest & Dividends		95,596	75,466
Rent Received		68,676	104,799
Payments to suppliers and employees		(2,731,618)	(2,835,220)
Operating Activities (net cash provided by)		108,240	(116,465)
<b>Cash Flows from Investment Activities</b>			
Payments for Buildings		(2,273,414)	(747,368)
Payments for Plant & Equipment		(271,681)	(162,526)
Proceeds (Payments) for plant		30,909	0
Proceeds/(Payments) for Buildings		3,400,000	27,010
Proceeds (Payments) for Investments		0	0
Sick & Accident Fund		12,153	1,783
Mortality Fund		4,572	671
Retirement Fund		3,272	480
Investing Activities (Cash provided by (used in))		905,811	(879,950)
<b>Cash Flow from Financing Activities</b>			
Increase (decrease) in Reserves		9,103	27,608
Financing Activities (Cash provided by)		9,103	27,608
Net increase (decrease) in Cash Held		1,023,154	(968,808)
Cash at Beginning of Year		1,206,962	2,175,770
Cash at End of Year		<b>2,230,116</b>	<b>1,206,962</b>

AUSTRALIAN RAIL TRAM & BUS INDUSTRY UNION  
QUEENSLAND BRANCH  
CONCISE FINANCIAL REPORT

FOR THE YEAR ENDED 31 DECEMBER 2008

### Discussion and Analysis of the Financial Statements

#### Information on the Australian Rail Tram and Bus Industry Union, Queensland Branch Council Concise Financial Report

The financial statements and disclosures in the concise financial report have been derived from the 2008 financial report of the Australian Rail Tram and Bus Industry Union, Queensland Branch.

A copy of the full financial report and auditors report can be sent to any members, free of charge, upon request.

This discussion and analysis is provided to assist members in understanding the concise report. The discussion and analysis is based on the Australian Rail Tram and Bus Industry Union, Queensland Branch 2008 financial report.

#### Statement of Financial Performance.

The profit attributed to members this year is \$3,300,950 compared to a deficit of \$174,814 in 2007. This surplus is due in main to the profit of sale of PTU House, increased revenue via membership subscriptions and interest revenue and a decrease in operating expenditure.

#### Statement of Financial Position

Total assets increased by \$1,070,578 due to increases in current assets via increased investment strategies, while total liabilities decreased by \$41,881 due to a decrease in provision for building refurbishment. As a consequence members funds increased by \$3,300,950 from the 2007 year.

#### Statement of Cash Flows

Cash flow from operating activities increased from (\$116,465) as at 31 December, 2007 to \$108,240 as at 31<sup>st</sup> December, 2008.. This increase was as a result of:

- An increase in member contributions, interest & dividend revenue
- A decrease in payments to suppliers and employees
- A decrease in rent received

#### OPERATING REPORT

This Operating Report covers the activities of the Australian Rail Tram & Bus Union (Queensland) Branch, for the calendar year 1 January, 2008 to 31<sup>st</sup> December, 2008, the results of those activities and any significant changes in the nature of those activities during the year as required under **s.254 Workplace Relations Act 2004**.

#### 1. Principal Activities and Results of the Activities of the Branch Council

The RTBU (Qld) Branch is a member based, federally registered trade union representing members whose usual place of work is located within the State of Queensland. The representation of rail and bus members is across employment within both the public and private arena. The reporting unit's activities are directed by the Queensland Branch Council in accordance with its objectives and rules of registration.

- Implementation of the decisions of the Branch Council.
  - Significant participation in the Combined Unions negotiations for new Collective Agreements with Queensland Rail companies and negotiations for a new Agreement with the Brisbane City Council.
  - Pursue employer structural organisations that operate in a manner that does not disadvantage our members.
  - To pursue through every avenue the right of workers to have a safe and health workplace.

6. Prescribed Information

Number of Members

As at the 31<sup>st</sup> December, 2008 there were 7,625 members of the RTBU (Qld) Branch.

Number of Employees


As at the 31<sup>st</sup> December, 2008 the RTBU (Qld) Branch employed thirteen (13) full-time employees and four (4) part-time employees with a total number of 14.4 employees on a full-time equivalent basis.

POSITION	No. Of Employees	No of Employees
	(Full-Time)	(Part-Time)
Elected Paid Officials	3	
Offices of the Union	6	1 (0.2)
Office Manager	1	
Clerical Support	3	1 (.06) ;1 (.04);1 (0.2)

Members Of the Committee Of Management

The members of the Branch Council during the year ending 31 December, 2008:

<i>Division/Union Position</i>	<i>Name</i>	<i>Period of Employment</i>
<b>Branch Executive</b>		
Branch President	B Mackie	01/01/08 -31/12/08
Branch Senior Vice-President	L Moffitt	01/01/08 -31/12/08
Branch Junior Vice-President	C Allen	01/01/08 -31/12/08
Branch Junior Vice-President	N Morris	01/01/08 -31/12/08
Branch Junior Vice-President (Bus)	T Brown	01/01/08 -31/12/08
Branch Secretary	O Doogan	01/01/08 -31/12/08
Assistant Branch Secretary	D Matters	01/01/08 -31/12/08



OWEN DOOGAN  
BRANCH SECRETARY

3<sup>rd</sup> April 2009



**Australian Government**  
**Australian Industrial Registry**

Level 8, Terrace Towers  
80 William Street, East Sydney, NSW 2011  
Telephone: (02) 8374 6666  
Fax: (02) 9380 6990  
Email: sydney@air.gov.au

Mr Owen Doogan  
Branch Secretary, Queensland Branch  
Australian Rail, Tram and Bus Industry Union  
First Floor, 457 Upper Edward Street  
BRISBANE QLD 4000



Dear Mr Doogan

**Re: Lodgement of Financial Return – Australian Rail, Tram and Bus Industry Union,  
Queensland Branch – for year ending 31 December 2008 (FR2008/581)**

I refer to the abovementioned financial statements lodged in the Registry on 1 June 2009. The legislative requirements appear to have been substantially met but before filing the documents I request the following.

**Concise report**

In your Secretary's Certificate you state that a concise report will be provided to members. A copy of the concise report is required to be lodged also, and accordingly I request that you lodge a copy at your earliest opportunity so that it may be added to the documents already received.

**Lodgement after Second Meeting**

You also state that the Second Meeting was scheduled for the 12<sup>th</sup> June. Therefore your statement that the full report was presented to a committee meeting on 4<sup>th</sup> April is not an accurate certification of the "presentation" of the report as contemplated by s266 of the RAO Schedule. It is clear that the committee meeting of 14<sup>th</sup> April to which you refer was the First Meeting. Under normal circumstances, the financial return should not have been lodged until after the Second meeting and your Secretary's certificate would normally reflect this. This timing should be observed in future years.

**Donations over \$1,000**

On page 5, there appears an amount for "Donations and Appeals" for \$4,585. If this amount included any individual donation exceeding \$1,000, then a separate statement setting out the relevant particulars as detailed in s237 of the RAO Schedule must be lodged at your earliest opportunity if you have not already done so.

If you have any questions, please do not hesitate to contact me on 0429 462 979.

Yours sincerely,

Stephen Kellett  
Statutory Services Branch


10 June 2009

**CERTIFICATE OF SECRETARY**  
S268 of Schedule 1B *Workplace Relations Act 1996*



I, **Owen Doogan** being the Branch Secretary of the Australian Rail Tram and Bus Industry – Queensland certify:

- That the documents lodged herewith are copies of the full report referred to in s268 of the RAO Schedule; and
- That a concise report is being provided to members on 29<sup>th</sup> May, 2009 and the Second Meeting is scheduled for the 12<sup>th</sup> June 2009
- That the full report was presented to a general meeting of the committee of management of the reporting unit on the 4<sup>th</sup> April, 2009, in accordance with section 266 of the RAO Schedule.

  
Signature

Date 29<sup>th</sup> May 2009



**AUSTRALIAN RAIL TRAM AND BUS INDUSTRY UNION – QUEENSLAND**

**AS**

**RAIL TRAM AND BUS UNION – (QUEENSLAND BRANCH)**

**FINANCIAL STATEMENT**

**FOR YEAR ENDED 31 DECEMBER 2008**

Page

1	Statement of Committee of Management
2	Statement of Accounting Officer
3 – 4	Audit Report
5 – 7	Income and Expenditure – General Fund
8	Income and Expenditure – Sick and Accident
9	Income and Expenditure – Retirement Fund
10	Income and Expenditure – Mortality Fund
11	Income and Expenditure – Union Picnic Fund
12	Income and Expenditure – Fighting Fund
13 – 14	Income and Expenditure – Fighting Fund and Divisional Objects Fund
15 – 16	Statement of Assets and Liabilities
17 – 20	Statement of Cash Flows
21 – 24	Notes to and forming part of the Financial Accounts



AUSTRALIAN RAIL TRAM AND BUS INDUSTRY UNION – QUEENSLAND  
AS  
RAIL TRAM AND BUS UNION – (QUEENSLAND BRANCH)

STATEMENT OF ACCOUNTING OFFICER

I, Owen Doogan, being the officer responsible for keeping the accounting records of the Rail Tram and Bus Union (Queensland Branch) certify that as at 31 December 2008, the number of members of the Organisation was 7,625.

In my opinion:-

- (i) The accompanying accounts show a true and fair view of the financial affairs of the Branch as at 31 December 2008.
- (ii) A record has been kept of all moneys paid by, or collected from, members and all moneys so paid or collected have been credited to the bank account to which those moneys are to be credited, in accordance with the rules of the Organisation.
- (iii) Before any expenditure was incurred approval of the incurring of the expenditure was obtained in accordance with the rules of the Organisation.
- (iv) With regard to funds of the Organisation raised by compulsory levies or voluntary contributions from members, or funds other than the General Fund operated in accordance with the rules, no payments were made out of any such fund for the purpose other than those for which the fund was operated.
- (v) No loans or other financial benefits, other than remuneration in respect of their full time employment with the Organisation, were made to persons holding office in the Organisation.
- (vi) The register of members of the Branch was maintained in accordance with the Act; and
- (vii) The attached accounts have been prepared in accordance with applicable Australian Accounting Standards.

BRISBANE

DATE 3rd April 2009

  
ACCOUNTING OFFICER

**AUDITOR'S REPORT TO THE MEMBERS OF**  
**AUSTRALIAN RAIL TRAM AND BUS INDUSTRY UNION – QUEENSLAND**

**AS**

**RAIL TRAM AND BUS UNION (QUEENSLAND BRANCH)**

I have audited the accounts of the Rail Tram and Bus Union (Queensland Branch) for the year ended 31 December 2008 as set out on pages 5 to 24. The Management of the Organisation is responsible for the preparation and presentation of the accounts and the information contained therein. I have conducted an independent audit of the accounts in order to express an opinion on it to the members of the Organisation.

My audit has been conducted in accordance with the Australian Auditing Standards to provide reasonable assurance as to whether the financial report is free of material misstatement. My procedures included examination on a test basis, of evidence supporting the accounts and other disclosures in the accounts, and the evaluation of accounting policies and significant accounting estimates. These procedures have been undertaken to form an opinion as to whether, in all material respects, the accounts are presented fairly in accordance with Australian Accounting Concepts and Standards and the Workplace Relations Act 1996 so as to present a view of the Organisation which is consistent with my understanding of its financial position, the results of its operations and its cash flows.

The audit opinion expressed in this report has been formed on the above basis.

In my opinion:-


- (a) satisfaction accounting records have been kept by the Organisation so far as appears from my examination of these books, including:
  - (A) records of the sources and nature of the income of the Organisation (including income from members); and
  - (B) records of the nature and purpose of the expenditure of the Organisation.

- (b) the accounts and statements under Sec 273 of the Workplace Relations Act 1996 have been properly drawn up so as to give a true and fair view of:
- (A) the financial affairs of the Organisation as at 31 December 2008 and
  - (B) the income and expenditure and any surplus or deficit of the Organisation for the year; and
  - (c) the accounts have been prepared in accordance with applicable Australian Accounting Standards.

Where necessary I have obtained all the information and explanations which, to the best of my knowledge and belief, were necessary in the purpose of our audit.

Signed this *sixth* day of *APRIL* 2009

Adrian J Bellotti  
Level 6  
Ladhope Chambers  
131 Wickham Terrace  
Brisbane Qld 4000



\_\_\_\_\_  
CHARTERED ACCOUNTANT

**AUSTRALIAN RAIL TRAM AND BUS INDUSTRY UNION – QUEENSLAND**  
**AS**  
**RAIL TRAM AND BUS UNION (QUEENSLAND BRANCH)**  
**INCOME AND EXPENDITURE STATEMENT**  
**FOR YEAR ENDED 31 DECEMBER 2008**

<b><u>INCOME</u></b>	<b><u>2008</u></b>	<b><u>2007</u></b>
Contributions	2,672,375	2,444,113
Bank & Bond Interest, Dividends	91,038	54,811
Rented Property	93,143	103,451
Sundry Income	(7,018)	83,334
	<hr/>	<hr/>
	2,849,538	2,685,709
 <b><u>LESS EXPENDITURE</u></b>		
Promotional	22,686	19,884
Affiliation Fees	87,458	86,332
Advocate & Media	56,250	20,663
Appeals	238	148
Audit fees & Accountancy	8,181	7,700
Bank Charges	2,669	3,138
Branch & District Executive	-	32,926
Branch Council	38,011	42,059
Cleaning, Repairs & Maintenance	44,156	38,443
Collectors Commission/Honoraria	17,148	16,086
Computer Costs	20,210	34,448
Conferences & Seminars	26,812	8,530
Depreciation	72,810	78,935
Donations & Appeals	4,585	5,116
Freight & Cartage	3,601	3,269
Fringe Benefits Tax	30,298	5,101
Insurance - General	4,603	6,190
- Workers Compensation	2,171	5,042
- Public Risk	13,561	19,405
	<hr/>	<hr/>
	20,335	30,637
	<hr/>	<hr/>
Land Tax	11,128	2,048

	<u>2008</u>	<u>2007</u>
Labour Day	21,497	12,863
Legal & Court Costs	39,306	33,812
Levies & Fees	3,250	3,573
Literature	1,039	2,087
Meetings – Industrial/Branch	61,255	21,135
Long Service Leave	50,000	26,426
Mortality Scheme	29,000	71,528
Motor Vehicle Expenses	52,124	52,834
National Executive Expenses	13,751	22,355
National Office – Quarterage	343,156	313,043
Office Expenses & Amenities	2,193	2,039
Organising Expenses	30,170	356,046
Party Expenses (Retired Members)	6,486	6,029
Postage Telex etc	18,398	18,763
Payroll Tax	25,729	34,352
Printing & Stationery	60,640	46,753
ALP Council Expenses	5,371	11,095
Rented Property Expenses	62,096	50,761
ALP Federal Campaign	-	77,328
Interest on Loan	41,370	
Remuneration - Office Bearers	672,472	769,907
- Other	393,554	264,538
- Contract	18,377	-
	<u>1,084,403</u>	<u>1,034,445</u>
Recruitment	-	639
Superannuation	245,931	211,732
Rent & Electricity	70,720	44,208
Subscriptions	2,180	8,709
Telephone, facsimile	91,910	75,733
Travelling	-	4,083
Sundries	4,890	3,768
<u>TOTAL EXPENDITURE</u>	<u>2,833,441</u>	<u>2,981,602</u>

	<u>2008</u>	<u>2007</u>
<u>Operating Surplus (Deficit) before Extraordinary Items</u>	16,097	(295,893)
Profit (Loss) on Disposal of Assets		
- Motor Vehicles	(10,857)	(3,921)
- Business Property	3,125,609	-
- Other Assets	(29,899)	-
	<u>3,084,853</u>	<u>(3,921)</u>
	<u>3,100,950</u>	<u>(299,814)</u>
Transfer from Provisions		
- Building Acquisitions	200,000	125,000
<u>Surplus (Deficit) for the year</u>	<u>3,300,950</u>	<u>(174,814)</u>
General Fund Balance Beginning of Year	2,702,374	2,877,188
<u>GENERAL FUND BALANCE AT END OF YEAR</u>	<u>\$ 6,003,324</u>	<u>\$ 2,702,374</u>

AUSTRALIAN RAIL TRAM BUS INDUSTRY UNION – QUEENSLAND

AS

RAIL TRAM & BUS UNION (QUEENSLAND BRANCH)

SICK AND ACCIDENT FUND – INCOME AND EXPENDITURE

FOR YEAR ENDED 31 DECEMBER 2008

<u>INCOME</u>	<u>2008</u>	<u>2007</u>
Members' Subscriptions	18,441	14,240
Interest	16,149	22,492
Investment Purchase Price Adjust.	(12,152)	(1,783)
	<u>22,438</u>	<u>34,949</u>
Transfers from Picnic Fund	-	10,363
	<u>22,438</u>	<u>45,312</u>
 <u>EXPENDITURE</u>		
Payments (Rule 40(a))	2,392	3,518
Divisional Objects Funds	11,501	20,688
Union Payments	691	504
	<u>14,584</u>	<u>24,710</u>
 <u>NET SURPLUS</u>	<u>7,854</u>	<u>20,602</u>
Fund Balance as at 1 January 2008	250,555	229,953
 <u>FUND BALANCE AT 31 DECEMBER 2008</u>	<u>258,409</u>	<u>250,555</u>

AUSTRALIAN RAIL TRAM AND BUS INDUSTRY UNION – QUEENSLAND

AS

RAIL TRAM AND BUS UNION (QUEENSLAND BRANCH)

RETIREMENT FUND – INCOME & EXPENDITURE

FOR YEAR ENDED 31 DECEMEBR 2008

<u>INCOME</u>	<u>2008</u>	<u>2007</u>
Members' Subscriptions	7,371	5,643
Interest Received	6,625	6,215
Investments PP Adjust.	(3,271)	(480)
	<u>10,725</u>	<u>11,378</u>
 <u>EXPENDITURE</u>		
Payments (Rule 40(b))	536	872
Divisional Objects Fund	5,213	5,620
	<u>5,749</u>	<u>6,492</u>
 <u>NET SURPLUS</u>	<u>4,976</u>	<u>4,886</u>
Fund Balance as at 1 January 2008	75,118	70,232
 <u>FUND BALANCE AT 31 DECEMBER 2008</u>	<u>80,094</u>	<u>75,118</u>



AUSTRALIAN RAIL TRAM AND BUS INDUSTRY UNION – QUEENSLAND

AS

RAIL TRAM AND BUS UNION (QUEENSLAND BRANCH)

MORTALITY FUND – INCOME & EXPENDITURE

FOR YEAR ENDED 31 DECEMBER 2008

<u>INCOME</u>	<u>2008</u>	<u>2007</u>
Members' Subscription	7,377	5,668
Interest Received	6,914	8,158
Investment PP Adjust.	(4,571)	(671)
	<u>9,720</u>	<u>13,155</u>
<u>EXPENDITURE</u>		
Payments (Rule 40(c))	8,000	1,000
Divisional Objects Fund	5,412	7,762
	<u>13,412</u>	<u>8,762</u>
<u>NET SURPLUS</u>	<u>(3,692)</u>	<u>4,393</u>
Fund Balance as at 1 January 2008	78,490	74,097
<u>FUND BALANCE AT 31 DECEMBER 2008</u>	<u>74,798</u>	<u>78,490</u>

AUSTRALIAN RAIL TRAM BUS INDUSTRY UNION – QUEENSLAND

AS

RAIL TRAM AND BUS UNION (QUEENSLAND BRANCH)

TRAM & BUS DIVISION

UNION PICNIC FUND – INCOME & EXPENDITURE

FOR YEAR ENDED 31 DECEMBER 2008

<u>INCOME</u>	<u>2008</u>	<u>2007</u>
Members' Subscriptions	22,118	17,040
Interest Received	21	17
Raffle Proceeds	-	-
	<u>22,139</u>	<u>17,057</u>
 <u>EXPENDITURE</u>		
Amusement & Rides	8,480	7,820
Bank Charges	-	-
Catering	7,692	9,020
Cleaning	620	787
Equipment Hire	4,312	4,053
Rental Venue	-	-
Truck Rental	744	700
Motor Vehicle Fuel	-	54
Bus Hire	-	88
Hardware	-	14
	<u>21,848</u>	<u>22,536</u>
Net Surplus (Deficit)	291	(5,479)
Fund Balance 1 January 2008	(7,362)	(1,883)
<u>FUND BALANCE AT 31 DECEMBER 2008</u>	<u>(7,071)</u>	<u>(7,362)</u>

AUSTRALIAN RAIL TRAM AND BUS INDUSTRY UNION – QUEENSLAND

AS

RAIL TRAM AND BUS UNION (QUEENSLAND BRANCH)

FIGHTING FUND – INCOME & EXPENDITURE

FOR YEAR ENDED 31 DECEMBER 2008

<u>INCOME</u>	<u>2008</u>	<u>2007</u>
Interest Received	9,457	7,538
	<u>9,457</u>	<u>7,538</u>
 <u>TRANSFERS</u>		
From Fighting Fund & Divisional Objects Fund	-	18,000
To Fighting Fund & Divisional Objects Fund	7,175	(7,290)
	<u>7,175</u>	<u>10,710</u>
 <u>NET SURPLUS</u>	 2,282	 18,248
 Fund Balance as at 1 January 2008	 75,445	 57,197
 <u>FUND BALANCE AT 31 DECEMBER 2008</u>	 <u>77,727</u>	 <u>75,445</u>

**AUSTRALIAN RAIL TRAM AND BUS INDUSTRY UNION – QUEENSLAND**  
**AS**  
**RAIL TRAM AND BUS UNION (QUEENSLAND BRANCH)**  
**FIGHTING FUND & DIVISIONAL OBJECTS FUND**  
**FOR YEAR ENDED 31 DECEMBER 2008**

<b><u>INCOME</u></b>	<b><u>2008</u></b>	<b><u>2007</u></b>
Interest	37	34
Interest Received – Balanced Funds A/c	5,387	11,499
Transfer from RCU – Interest	6,000	6,000
Interest Received - CBA Term Deposit	5,676	-
	<u>17,100</u>	<u>17,533</u>
<b><u>TRANSFERS</u></b>		
Transfer to Fighting Fund	-	(18,000)
Transfer from RCU	-	6,000
Transfer from Fighting Fund	-	7,290
Transfer to Special Funds		
-incorrectly transfer by bank	1,891	-
	<u>(1,891)</u>	<u>(4,710)</u>
	<u>15,209</u>	<u>12,823</u>
<b><u>EXPENDITURE</u></b>		
Bank Charges	-	35
Legal Fees	3,489	1,500
Floral Tribute	57	-
Conferences	8,136	9,360
Computer Equipment	2,195	6,039
Filing Cabinets	-	566
Repairs & Maintenance	3,794	-
Stationery	148	-
	<u>17,819</u>	<u>17,500</u>

	<u>2008</u>	<u>2007</u>
<u>NET SURPLUS(DEFICIT)</u>	(2,610)	(4,677)
Fund Balance as at 1 January 2008	14,170	18,847
<b><u>FUND BALANCE AT 31 DECEMBER 2008</u></b>	<u>11,560</u>	<u>14,170</u>

**AUSTRALIAN RAIL TRAM AND BUS INDUSTRY UNION – QUEENSLAND**  
**AS**

**RAIL TRAM AND BUS UNION (QUEENSLAND BRANCH)**

**STATEMENT OF ASSETS & LIABILITIES AT 31 DECEMBER 2008**

<b><u>CURRENT ASSETS</u></b>	<b><u>2008</u></b>	<b><u>2007</u></b>
Cash on Hand	1,300	1,232
Cash at Bank - Current Account	140,949	118,132
- Investment Account	147,840	147,840
	<u>290,089</u>	<u>267,204</u>
Secured Deposits/Bank Bills	1,940,027	939,759
Deposits & Prepayments	122,850	50,720
Sundry Debtors & Remittances, in transit	113,566	103,884
Stock on Hand	1,329	2,500
Deposits – Non Cash	550	350
GST – Input Tax Credits	13,655	5,509
	<u>2,482,066</u>	<u>1,369,926</u>
<b><u>NON CURRENT ASSETS</u></b>		
Real Property (2)	4,190,364	4,388,934
Other (3)	476,811	299,807
	<u>4,667,175</u>	<u>4,688,741</u>
<b><u>INVESTMENTS</u></b>		
Sickness & Accident Balanced Fund	55,371	67,523
Mortality Balanced Fund	20,847	25,419
Retirement Balanced Fund	15,019	18,291
	<u>91,237</u>	<u>111,233</u>
<b><u>TOTAL ASSETS</u></b>	<u>7,240,478</u>	<u>6,169,900</u>

<u>LESS CURRENT LIABILITIES AND PROVISIONS</u>	<u>2008</u>	<u>2007</u>
Provision for Annual Leave	94,000	80,000
Provision for Long Service Leave	140,000	90,000
Sundry Creditors & Accrued Expenses	292,637	198,518
Provision for Sick Leave	40,000	40,000
Provision for Building (4)	-	200,000
<u>TOTAL LIABILITIES</u>	<u>566,637</u>	<u>608,518</u>
<u>NET ASSETS</u>	<u>6,673,841</u>	<u>5,561,382</u>
 <u>ACCUMULATED FUNDS</u>		
General Fund (5)	6,003,324	2,702,374
Sick and Accident Fund	258,409	250,555
Retirement Fund	80,094	75,118
Mortality Fund	74,798	78,490
Union Picnic Fund	(7,071)	(7,362)
Fighting Fund	77,727	75,445
Asset Revaluation Reserve (6)	175,000	2,372,592
Fighting & Divisional Objects Fund	11,560	14,170
	<u>6,673,841</u>	<u>5,561,382</u>

**AUSTRALIAN RAIL TRAM AND BUS INDUSTRY UNION – QUEENSLAND**

**AS**

**RAIL TRAM AND BUS UNION (QUEENSLAND BRANCH)**

**STATEMENT OF CASH FLOWS**

**FOR YEAR ENDED 31 DECEMBER 2008**

<b><u>CASH FLOW FROM OPERATING ACTIVITIES</u></b>	<b><u>2008</u></b>	<b><u>2007</u></b>
Receipts from Customers	2,675,586	2,538,490
Interest & Dividends	95,596	75,466
Rent Received	68,676	104,799
Payments to Suppliers and Employees	(2,731,618)	(2,835,220)
Net Cash provided by (used in) Operating Activities	108,240	( 116,465)
 <b><u>CASH FLOWS FROM INVESTING ACTIVITIES</u></b>		
(Payments) for Buildings	(2,273,414)	(747,368)
(Payments) for Plant & Equipment	( 271,681)	(162,526)
Proceeds/(Payments) for Plant & Equipment	30,909	-
Proceeds/(Payments) for Buildings	3,400,000	27,010
Proceeds/(Payments) for Investments		
- Sick and Accident Fund	12,153	1,783
- Mortality Fund	4,572	671
- Retirement Fund	3,272	480
Payment on Non Cash Deposits	-	-
Net cash provided by (used in) Investing Activities	905,811	(879,950)



<u><i>CASH FLOW FROM FINANCING ACTIVITIES</i></u>	<u><i>2008</i></u>	<u><i>2007</i></u>
Increase (Decrease) in Reserves	9,103	27,608
Net cash provided by (used in) Financing Activities	<u>9,103</u>	<u>27,608</u>
Net increase (decrease) in cash held	1,023,154	(968,808)
Cash at Beginning of Year	1,206,962	2,175,770
Cash at end of year	<u>2,230,116</u>	<u>1,206,962</u>

AUSTRALIAN RAIL TRAM AND BUS INDUSTRY UNION – QUEENSLAND

AS

RAIL TRAM AND BUS UNION (QUEENSLAND BRANCH)

STATEMENT OF CASH FLOWS

FOR YEAR ENDED 31 DECEMBER 2008

NOTES TO STATEMENT OF CASH FLOWS

1. Reconciliation of Cash

For the purposes of the Statement of Cash Flows, cash includes cash on hand and in banks and investments in money market instruments, net of outstanding bank overdrafts. Cash at the end of the period as shows in the Statement of Cash Flows is reconciled to the related items in the Statement of Assets & Liabilities as follows.

	<u>2008</u>	<u>2007</u>
Cash on Hand	1,300	1,232
Cash at Bank	140,949	118,132
Savings Investment A/c	147,840	147,840
Secured Deposits/Bank Bills	1,940,027	939,758
Cash at Bank – District Imprest	-	-
	<u>2,230,116</u>	<u>1,206,962</u>

**AUSTRALIAN RAIL TRAM AND BUS INDUSTRY UNION – QUEENSLAND**

**AS**

**RAIL TRAM AND BUS UNION (QUEENSLAND BRANCH)**

**STATEMENT OF CASH FLOWS FOR THE YEAR ENDED 31 DECEMBER 2008**

	<u>2008</u>	<u>2007</u>
2. Reconciliation of Cash Flow from operations with Profit from Ordinary Activities		
Profit (loss) from ordinary Activities	3,300,950	(174,848)
Non-cash flows in profit(loss) from ordinary Activities		
Non Cash Expenditure		
Net gain on disposal of property/plant & equip	(3,084,853)	3,921
Depreciation	72,810	78,935
Changes in assets and liabilities net of the effects of purchase and disposals of subsidiaries		
(Increase)/Decrease in inventories	1,171	2,697
(Increase)/Decrease in prepayments	(72,130)	11,240
(Increase)/Decrease in receivables	(9,682)	33,046
Increase/(Decrease) in GST Liabilities	(8,139)	(4,145)
Increase/(Decrease) in payables	94,113	60,889
Increase/(Decrease) in other provisions	(186,000)	(128,200)
Cashflows from operations	<u>108,240</u>	<u>(116,465)</u>

AUSTRALIAN RAIL TRAM AND BUS INDUSTRY UNION – QUEENSLAND

AS

RAIL TRAM AND BUS UNION (QUEENSLAND BRANCH)

NOTES TO AND FORMING PART OF THE FINANCIAL STATEMENTS

FOR THE YEAR ENDED 31 DECEMBER 2008

1. BASIS OF ACCOUNTING

The accounts have been prepared in accordance with generally accepted Accounting principles using the accruals basis of accounting.

Australian Accounting Standards and Statement of Accounting Concepts as issued by the joint professional accounting bodies, have been adopted where appropriate.

- (a) Fixed Assets are depreciated using the diminishing value method over the estimated economic life of the assets.
- (b) Provision for employee benefits in the form of Long Service Leave, Accrued Annual Leave (etc) have been made for the estimated accrued entitlements of all employees on the basis of their terms of employment.
- (c) No provision for Income Tax is necessary as "Trade Unions" are exempt for Income Tax under Section 50-15 Item 3.2 of the Income Tax Assessment Act 1997.

2. <u>NON CURRENT ASSETS – REAL PROPERTY</u>	<u>2008</u>	<u>2007</u>
At Cost/Valuation	4,190,364	4,388,934
	<hr/>	<hr/>
3. <u>NON CURRENT ASSETS – OTHER</u>		
Furniture & Fittings at Cost	314,390	127,171
Less: Provision for Depreciation	92,335	65,004
	<hr/>	<hr/>
	222,055	62,167
	<hr/>	<hr/>

	<u>2008</u>	<u>2007</u>
Office Equipment at Cost	482,360	501,654
Less: Provision for Depreciation	389,387	414,731
	<u>92,973</u>	<u>86,923</u>
Motor Vehicle at Cost	212,249	204,108
Less: Provision for Depreciation	50,466	53,391
	<u>161,783</u>	<u>150,717</u>
	<u>476,811</u>	<u>299,807</u>

AUSTRALIAN RAIL TRAM AND BUS INDUSTRY UNION – QUEENSLAND

AS

RAIL TRAM AND BUS UNION (QUEENSLAND BRANCH)

NOTES TO AND FORMING PART OF THE FINANCIAL STATEMENTS

FOR THE YEAR ENDED 31 DECEMBER 2008

4. PROVISION FOR BUILDING ACQUISITION

	<u>2008</u>	<u>2007</u>
Balance 1 January 2008	200,000	325,000
Amount transferred from (to) Income & Expenditure	(200,000)	(125,000)
Balance 31 December 2008	<u>-</u>	<u>200,000</u>

This provision is for the costs which may be sustained with the transfer from the current State Office to a potential new State Office upon purchase/lease of alternative property.

This would include the costs associated with removal of all contents and fixtures from the current office and placement of relevant contents and fixtures into the new State Office. Furthermore costs associated with renovating a new State Office to meet the needs of the Branch.

5. GENERAL FUND

	<u>2008</u>	<u>2007</u>
Balance beginning of year	2,702,374	2,877,188
Surplus (Deficit) transferred from Statement of Income & Expenditure	3,300,950	(174,848)
	<u>6,003,324</u>	<u>2,702,340</u>

**AUSTRALIAN RAIL TRAM AND BUS INDUSTRY UNION – QUEENSLAND**  
**AS**  
**RAIL TRAM AND BUS UNION (QUEENSLAND BRANCH)**

**NOTES TO AND FORMING PART OF THE FINANCIAL STATEMENTS**

**FOR THE YEAR ENDED 31 DECEMBER 2008**

6.	<u>ASSET REVALUATION RESERVE</u>	<u>2008</u>	<u>2007</u>
	Balance 1 January 2008	2,372,592	462,943
	Increase in valuation of Land & Buildings	-	1,909,649
	Adjustment on disposal of Land & Bldgs	2,197,592	-
	Balance 31 December 2008	<u>175,000</u>	<u>2,372,592</u>

**RELATED PARTY INFORMATION**

1. The ultimate controlling entity of the Branch is the Federal Australian Rail Tram & Bus Industry Union.

**NOTICE REQUIRED UNDER THE WORKPLACE RELATIONS ACT 1996**

In accordance with the requirements of the Workplace Relations Act 1996, the attention of members is drawn to the provision of Sub Sec, (1), (2) and (3) of Sec 274 which reads as follows:-


- (1) A member of an organisation, or a Registrar, may apply to the organisation for the specified prescribed information in relation to the organization.
- (2) An organisation shall, on application made under Subsection (1) by a member of the organisation or a Registrar, made the specified information available to the member or Registrar in such a manner, and within such a time as is prescribed.
- (3) A Registrar may only make an application under Subsection (1) at the request of a member of the organisation concerned, and the Registrar shall provide to a member information received because of an application made at the request of the member.



**Australian Government**  
**Australian Industrial Registry**

9 January 2009

Mr Owen Doogan  
Secretary, Queensland Branch  
Australian Rail, Tram and Bus Industry Union  
First Floor, 457 Upper Edward Street  
BRISBANE QLD 4000



Dear Mr Doogan

**Lodgment of Financial Statements and Accounts for year ended 31 December 2008 (FR2008/581)  
Schedule 1 of the Workplace Relations Act 1996 (RAO Schedule)**

The financial year of the Queensland Branch of the Australian Rail, Tram and Bus Industry Union has recently ended. This is a courtesy letter to remind you of the obligations imposed by the RAO Schedule regarding the preparation of financial accounts and statements.

As you are aware, the RAO Schedule sets out a particular chronological order in which financial documents and statements must be prepared, made available to members and presented to a meeting. All of these events must occur within particular timeframes that are also set out in the Schedule.

Detailed information can be found on our website at <http://www.airc.gov.au/registered/FR/information.htm>, including:

- Fact sheets – the following fact sheets provide information regarding financial reporting:
  - Sheet 6 – Accounting, Auditing and Reporting Obligations;
  - Sheet 7 – Information Needs of Members;
  - Sheet 8 – Financial Reporting Process and Time Limits;
  - Sheet 9 – Diagrammatic Summary of Financial Reporting Process and Time Limits; and
  - Sheet 10 – Auditors.
- Sample Documents – a sample Committee of Management Statement and Designated Officer's Certificate is available;
- RAO Schedule and RAO Regulations;
- Registrar's Reporting Guidelines – the Guidelines set out requirements that must be met *in addition to* those required by Australian Accounting Standards; and
- Document Checklist and Timeline Planner to assist with meeting timeframes.

The Registry strongly encourages you to lodge documents electronically by sending an email with the documents attached to [orgs@airc.gov.au](mailto:orgs@airc.gov.au). Alternatively, you may wish to send the documents by fax to (02) 9380 6990.



If you need any further information or assistance or if you do not believe that the documents will be lodged within the timeframes specified by the RAO Schedule please contact me on 0429 462 979 or by email at [stephen.kellett@airc.gov.au](mailto:stephen.kellett@airc.gov.au).

Yours sincerely,



Stephen Kellett  
Statutory Services Branch