

Ref: VB17/75  
2 November, 2017

Mr Chris Enright  
Executive Director  
Registered Organisations Commission  
GPO Box 2983  
MELBOURNE VIC 3001

By email: [regorgs@roc.gov.au](mailto:regorgs@roc.gov.au)

Dear Mr Enright

**CEPU Communications Division – VIC Telecommunications & Services Branch  
Operating Reports as at 31 March 2010 to 31 March 2015  
– Reporting of Membership Numbers**

I refer to the above and enclose by way of lodging:

- Declaration correcting the membership figures reported in the branch operating reports for the reporting periods ending 31 March 2010 to 31 March 2015.

As you are aware, the CEPU has instigated independent audits of the membership figures reported in the branch committee of management annual operating reports for the past 7 years.

As a consequence of these audits, the Branch Committee of Management, in a meeting held 31 October 2017, authorised the submission of a declaration to the Registered Organisations Commission (ROC) to correct the figures reported in the branch operating reports for the total members for the reporting periods ending 31 March 2010 to 31 March 2015.

These amended figures have now been published to our website for the information of members.

Please do not hesitate to contact me should you wish to discuss this matter.

Yours faithfully

Yours sincerely,



JOHN ELLERY  
Branch Secretary  
CEPU Communications Division (CWU)  
Victorian Telecommunications & Services Branch  
0419 823 580 | [JEllery@cwu.asn.au](mailto:JEllery@cwu.asn.au)

Communications, Electrical, Electronic, Energy, Information, Postal, Plumbing  
and Allied Services Union of Australia

*Fair Work (Registered Organisations) Act 2009*

**DECLARATION - CORRECTING REPORT TO  
CEPU Communications Division – Victorian Telecommunications & Services Branch  
OPERATING REPORT  
lodged pursuant to s.268**

I, Christopher John Ellery, of 2 Lygon Street, Carlton South, in the state of Victoria 3053, declare:

- I am the Branch Secretary of the Communications, Electrical, Electronic, Energy, Information, Postal, Plumbing and Allied Services Union of Australia, Communications Division – Victorian Telecommunication and Services Branch (the Branch), a branch of an organisation registered under the *Fair Work (Registered Organisations) Act 2009* (the Act).
- Pursuant to s.268 of the Act, for the periods ended 31 March 2010 to 31 March 2015, the full financial reports, including the operating reports, of the branch were lodged with the Fair Work Commission (FWC) in FR2010/2516, FR2011/2521, FR2012/219, FR2013/118, FR2014/61 and FR2015/63 respectively.
- Independent audits of the membership figures reported in the branch committee of management operating reports for the reporting periods 31 March 2010 to 31 March 2015, found the following variances with the figures reported in the branch operating reports:

As at 31 Mar	2010	2011	2012	2013	2014	2015
Reported	2454	2607	2181	2156	2187	1935
Audited	2564	2777	2438	2310	2186	2012
Variance	110	170	257	154	1	77

- On 31 October 2017, in response to the findings of the audits, the Branch Committee of Management authorised the Branch Secretary to amend the branch committee of management operating reports for the years ended 31 March 2010 to 31 March 2015 to reflect the membership figures resulting from the audits.

Signed:



Name: Mr Christopher John Ellery  
Date: 2 November 2017



Mr John Ellery  
Branch Secretary, Victorian Telecommunications and Services Branch,  
Communications Division, CEPU  
PO Box 415  
CARLTON SOUTH VIC 3053

sent to: [jellery@cwu.asn.au](mailto:jellery@cwu.asn.au)

Dear Mr Ellery

**Re: Lodgement of financial statements and accounts - s268 Fair Work (Registered Organisations) Act 2009 - CEPU, Communications Division, Victorian Telecommunications and Services Branch - for year ended 31 March 2015 (FR2015/63)**

I acknowledge receipt of the financial report of the Victorian Telecommunications and Services Branch. The documents were lodged with the Fair Work Commission on 2 September 2015.

The financial report has been filed. The financial report was filed based on a primary review. This involved confirming that the financial reporting timelines required under s.253, s.265, s.266 and s.268 of the *Fair Work (Registered Organisations) Act 2009* (RO Act) have been satisfied, all documents required under s.268 of the RO Act were lodged and that various disclosure requirements under the Australian Accounting Standards, RO Act and Reporting Guidelines have been complied with. A primary review does not examine all disclosure requirements.

Please note that the financial report for the year ending 31 March 2016 may be subject to an advanced compliance review.

You are not required to take any further action in respect of the report lodged but I make the following comments to assist you when you next prepare a financial report.

**Documents must be lodged with the Fair Work Commission within 14 days of 2<sup>nd</sup> Meeting**

Section 268 of the RO Act, states that the full report and concise report] and the designated officer's certificate are required to be lodged with the Fair Work Commission within 14 days of the meeting of members or committee of management referred to in section 266. The Designated Officer's Certificate indicates that this meeting occurred on 12 August 2015. If this is correct the full report should have been lodged with the Fair Work Commission by 26 August 2015.

The branch should have applied for an extension of time to lodge the required reports and the Designated Officer's Certificate in accordance with section 268 of the RO Act.

Please note that in future financial years if the branch cannot lodge on time, a written request for an extension of time, signed by a relevant officer, including any reason for the delay, must be made prior to the required date of lodgement<sup>1</sup>.

**Reporting Requirements**

On the FWC website a number of factsheets in relation to the financial reporting process and associated timelines are available. The most recent copy of the Reporting Guidelines and a model set of financial statements can also be found. The FWC recommends reporting units use

---

<sup>1</sup> i.e. in this case, the 14<sup>th</sup> day after the 2<sup>nd</sup> meeting

this model as it will assist in ensuring compliance with the *Fair Work (Registered Organisations) Act 2009*, the s.253 Reporting Guidelines and the Australian Accounting Standards. Access to this information may be obtained via [this link](#).

Should you wish to discuss this letter, or if you require further information on the financial reporting requirements of the Act, I may be contacted on (02) 6746 3283 or by email at [stephen.kellett@fwc.gov.au](mailto:stephen.kellett@fwc.gov.au).

Yours sincerely

A handwritten signature in black ink that reads "Stephen Kellett". The signature is written in a cursive style with a long horizontal stroke extending to the right.

Stephen Kellett  
Senior Adviser  
Regulatory Compliance Branch  
Fair Work Commission

**From:** KELLETT, Stephen  
**Sent:** Tuesday, 8 September 2015 12:19 PM  
**To:** jellery@cwu.asn.au  
**Cc:** 'sbenson@cwu.asn.au'  
**Subject:** Financial reporting - y/e 31 March 2015 - filing

Dear Mr Ellery

Please see attached my letter in relation to the above.



CEPU CTSV FR2015  
63 (primary final).pdf

Yours sincerely

STEPHEN KELLETT  
Regulatory Compliance Branch  
**FAIR WORK COMMISSION**

80 William Street  
EAST SYDNEY NSW 2011

(ph) (02) 6746 3283  
(email) [stephen.kellett@fwc.gov.au](mailto:stephen.kellett@fwc.gov.au)



Ref: VB 15/81  
1 September 2015

Industrial Registrar  
Terrace Towers  
80 William St  
East Sydney NSW 2011



**Re: Lodgement of Financial Statements and Accounts – Victorian  
Telecommunications and Services Branch – for year ending 31 March 2015**

The Annual General Purpose Finance Report year ended March 2015, was endorsed at the Committee of Management meeting of Wednesday 15<sup>th</sup> July 2015:

Following the meeting the concise report was circulated to members on the 16<sup>th</sup> July 2014.

The full report was presented to the Branch Executive at the Annual General Meeting of members on 12<sup>th</sup> August 2015 and subsequently endorsed in accordance with section 266 of the Fair Work (Registered Organisations) Act 2009.

The Annual General meeting was declared inquorate. A quorum of Committee of Management members was not present so the meeting reverted to the Branch Executive of the reporting unit.

Please find attached the Certificate of Secretary (s.268 designated officer).

Yours faithfully

A handwritten signature in blue ink that reads 'John Ellery'. The signature is fluid and cursive.

**JOHN ELLERY**  
Branch Secretary  
Communication Workers Union  
Communications Division CEPU  
Telecommunication & Services Branch Victoria  
m. 0419 823 580 | e. jellery@cwu.asn.au

Enclosed: Concise Financial Report 2015  
Full Financial Report 2015  
Certificate of Secretary (s.268)

**CERTIFICATE OF SECRETARY**

*s.268 Fair Work (Registered Organisations) Act 2009*

I *Christopher John Ellery* being the *Branch Secretary* of the *Communications, Electrical, Electronic, Energy, Information, Postal, Plumbing and Allied Services Union Of Australia, Communications Division, Telecommunications and Services Branch (Victoria)* certify:

- that the documents lodged herewith are copies of the Full Report and Concise Report, referred to in s.268 of the *Fair Work (Registered Organisations) Act 2009*; and
- that the Concise Report was provided to members on 16<sup>th</sup> July 2015 and
- that the full report was presented to the Branch Executive of the reporting unit on 12<sup>th</sup> August 2015 in accordance with section 266 of the *Fair Work (Registered Organisations) Act 2009*.

Signature:



Name: **JOHN ELLERY (Christopher John Ellery)**  
Title: **Secretary**  
**Communication Workers Union**  
**Telecommunication & Services Branch**  
**Victoria**

Date: 1 September 2015

**COMMUNICATIONS, ELECTRICAL, ELECTRONIC, ENERGY,  
INFORMATION, POSTAL, PLUMBING AND ALLIED SERVICES UNION OF  
AUSTRALIA, COMMUNICATIONS DIVISION, TELECOMMUNICATIONS  
AND SERVICES BRANCH (VICTORIA)**

**ABN 13 511 341 559**

**FINANCIAL REPORT  
FOR THE YEAR ENDED 31 MARCH 2015**



**COMMUNICATIONS, ELECTRICAL, ELECTRONIC, ENERGY, INFORMATION, POSTAL, PLUMBING  
AND ALLIED SERVICES UNION OF AUSTRALIA, COMMUNICATIONS DIVISION,  
TELECOMMUNICATIONS AND SERVICES BRANCH (VICTORIA)  
ABN 13 511 341 559**

**OPERATING REPORT**

In accordance with Section 254 of the Fair Work (Registered Organisations) Act 2009 ("Act") the Committee of Management present their Operating Report on Communications, Electrical, Electronic, Energy, Information, Postal, Plumbing and Allied Services Union of Australia, Communications Division, Telecommunications and Services Branch (Victoria) ("the Union"), the relevant Reporting Unit for the financial year ended 31 March 2015.

**Principal Activities**

The principal activities of the Union during the financial year were to provide industrial and organising services to members of the Communications, Electrical, Electronic, Energy, Information, Postal, Plumbing and Allied Services Union of Australia, Communications division, Telecommunications and Services Branch (Victoria), consistent with the objectives of the Union and particularly the objective of protecting and improving the interests of the members.

**Operating Result**

The results of the principal activities of the Union during the financial year was to further the interests of communications workers through improvements in wages and conditions, health and safety, legal rights and company compliance with Australian labour standards.

The operating loss of the Union for the financial year was \$51,104 (2014: \$39,874 loss). No provision for tax was necessary as the Union is exempt from income tax.

The other comprehensive income of the Union for the financial year was \$44,971 (2014: \$13,308 income). The other comprehensive income was in regards to the revaluation of financial assets at the end of the financial year.

The total comprehensive loss of the Union for the financial year was \$6,133 (2014: \$26,566 loss).

**Significant change**

There were no significant changes in the principal activities or financial affairs of the Union during the financial year.

**Rights of Members**

Pursuant to the Reporting Unit Rule 21 and Section 174 of the Fair Work (Registered Organisations) Act 2009, members have the right to resign from membership by providing written notice addressed to and delivered to the Secretary of the Reporting Unit.

A notice of resignation from membership of the Union takes effect:

- (a) where the member ceases to be eligible to become a member of the Union
  - (i) on the day on which the notice is received by the Union
  - (ii) on the day specified in the notice which is a day not earlier than the day when the member ceases to be eligible to become a member;whichever is the later, or
- (b) in any other case:
  - (i) at the end of two weeks after the notice is received by the Union, or
  - (ii) on the day specified in the noticewhichever is the later.

**Superannuation Officeholders**

No other officer or member of the Union is:

- (a) is a trustee of a superannuation entity or an exempt public sector superannuation scheme; or
- (b) a director of a company that is a trustee of a superannuation entity or an exempt public sector superannuation scheme.

COMMUNICATIONS, ELECTRICAL, ELECTRONIC, ENERGY, INFORMATION, POSTAL, PLUMBING  
AND ALLIED SERVICES UNION OF AUSTRALIA, COMMUNICATIONS DIVISION,  
TELECOMMUNICATIONS AND SERVICES BRANCH (VICTORIA)  
ABN 13 511 341 559

OPERATING REPORT continued

**Other Prescribed Information**

In accordance with Regulation 159 of the Fair Work (Registered Organisations) Regulations 2009 (<sup>56</sup>Regulations<sup>66</sup>):

- (a) the number of persons that were, at the end of the financial year to which the report relates, recorded in the register of members for Section 230 of the Act and who are taken to be members of the Union under section 244 of the Act was 1,935 (2014: 2,187).
- (b) the number of persons who were, at the end of the financial year to which the report relates, employees of the Union, where the number of employees includes both full-time and part-time employees, measured on a full-time equivalent basis was 5.
- (c) the names of each person who have been a member of the Committee of Management of the Union at any time during the reporting period, and the period for which he or she held such a position were;

**Name**

Paul Lightfoot	Branch President (Resigned 25 March 2015)
Paul Lightfoot	Committee Of Management (Appointed 25 March 2015)
Kelvin Welbourn	Branch Vice-President
Leonard Cooper	Branch Secretary (Resigned 15 August 2014)
Leonard Cooper	Branch President (Honorary) (Appointed 25 March 2015)
Christopher John Ellery	Branch Secretary (Appointed 15 August 2014)
Christopher John Ellery	Branch Assistant Secretary (Resigned 15 August 2014)
Roger Bland	Committee of Management Technical Division
Darren Evans	Committee of Management Technical Division
Neil Johnson	Committee of Management Technical Division
Ian McCallum	Committee of Management Technical Division
Robert Parker	Committee of Management Technical Division
Susan Riley	Committee of Management Technical Division (Resigned 25 March 2015)
Susan Riley	Branch Assistant Secretary (Honorary) (Appointed 25 March 2015)
Mihi Shaw	Committee of Management Technical Division
Alvan Shotade	Committee of Management Technical Division
David Smithwick	Committee of Management Technical Division
Maureen Parker	Committee of Management Operator Division

Committee members have been in office since the start of the financial year to the date of this report unless otherwise stated.

Signed *in* accordance with a resolution of the Committee of Management.

For Committee of Management: Christopher John Ellery  
Title of Office held: Branch Secretary



Signature:

Dated: 15 July 2015

Melbourne

**COMMUNICATIONS, ELECTRICAL, ELECTRONIC, ENERGY, INFORMATION, POSTAL, PLUMBING  
AND ALLIED SERVICES UNION OF AUSTRALIA, COMMUNICATIONS DIVISION,  
TELECOMMUNICATIONS AND SERVICES BRANCH (VICTORIA)  
ABN 13 511 341 559**

**COMMITTEE OF MANAGEMENT STATEMENT  
FOR THE YEAR ENDED 31 MARCH 2015**


On the 15 July 2015 the Committee of Management of the Committee of Management present their Operating Report on Communications, Electrical, Electronic, Energy, Information, Postal, Plumbing and Allied Services Union of Australia, Communications Division, Telecommunications and Services Branch (Victoria) passed the following resolution in relation to the general purpose financial report (GPRF) for the year ended 31 March 2015:

The Committee of Management declares that in its opinion:

- (a) the financial statements and notes comply with the Australian Accounting Standards;
- (b) the financial statements and notes comply with the reporting guidelines of the General Manager;
- (c) the financial statements and notes give a true and fair view of the financial performance, financial position and cash flows of the reporting unit for the financial year to which they relate;
- (d) there are reasonable grounds to believe that the reporting unit will be able to pay its debts as and when they become due and payable; and
- (e) during the financial year to which the GPFR relates and since the end of that year:
  - (i) meetings of the committee of management were held in accordance with the rules of the organisation including the rules of a branch concerned; and
  - (ii) the financial affairs of the reporting unit have been managed in accordance with the rules of the organisation including the rules of a branch concerned; and
  - (iii) the financial records of the reporting unit have been kept and maintained in accordance with the RO Act; and
  - (iv) where the organisation consists of two or more reporting units, the financial records of the reporting unit have been kept, as far as practicable, in a consistent manner with each of the other reporting units of the organisation; and
  - (v) where information has been sought in any request by a member of the reporting unit or General Manager duly made under section 272 of the RO Act has been provided to the member or General Manager; and
  - (vi) where any order for inspection of financial records has been made by the Fair Work Commission under section 273 of the RO Act, there has been compliance.
- (f) that the members receive a copy of the concise financial report.

This declaration is made in accordance with a resolution of the Committee of Management

Signature of designated officer: .....



Name and title of designated officer: Christopher John Ellery -Branch Secretary

Dated: 15 July 2015

**COMMUNICATIONS, ELECTRICAL, ELECTRONIC, ENERGY, INFORMATION, POSTAL, PLUMBING  
AND ALLIED SERVICES UNION OF AUSTRALIA, COMMUNICATIONS DIVISION,  
TELECOMMUNICATIONS AND SERVICES BRANCH (VICTORIA)  
ABN 13 511 341 559**

**STATEMENT OF PROFIT OR LOSS AND OTHER COMPREHENSIVE INCOME  
FOR THE YEAR ENDED 31 MARCH 2015**

	Notes	2015 \$	2014 \$
<b>Revenue</b>			
Membership subscription		845,367	884,738
Capitation fees	3A	-	-
Levies	3B	-	-
Interest	3C	4,318	7,627
Rental revenue	3D	-	-
Other revenue		28,504	11,915
<b>Total revenue</b>		<b>878,189</b>	<b>904,280</b>
<b>Other Income</b>			
Grants and/or donations	3E	-	-
Share of net profit from associate	6E	-	-
Net gains from sale of assets	3F	3,550	1,467
<b>Total other income</b>		<b>3,550</b>	<b>1,467</b>
<b>Total income</b>		<b>881,739</b>	<b>905,747</b>
<b>Expenses</b>			
Employee expenses	4A	429,745	494,035
Capitation fees	4B	190,675	200,436
Affiliation fees	4C	4,115	5,351
Administration expenses	4D	240,672	176,307
Grants or donations	4E	300	-
Depreciation and amortisation	4F	9,984	6,963
Finance costs	4G	-	-
Legal costs	4H	42,866	44,094
Audit fees	14	16,100	15,550
Share of net loss from associate	6E	-	-
Write-down and impairment of assets	4I	(6,203)	(1,514)
Net losses from sale of assets	4J	-	-
Other expenses	4K	4,589	4,399
<b>Total expenses</b>		<b>932,843</b>	<b>945,621</b>
<b>Profit (loss) for the year</b>		<b>(51,104)</b>	<b>(39,874)</b>
<b>Other comprehensive income</b>			
Items that will not be subsequently reclassified to profit or loss		(553)	-
Gain on revaluation of land & buildings		-	-
Gain on revaluation of financial assets		45,524	13,308
<b>Total comprehensive income for the year</b>		<b>(6,133)</b>	<b>(26,566)</b>

The above statement should be read in conjunction with the notes.

**COMMUNICATIONS, ELECTRICAL, ELECTRONIC, ENERGY, INFORMATION, POSTAL, PLUMBING  
AND ALLIED SERVICES UNION OF AUSTRALIA, COMMUNICATIONS DIVISION,  
TELECOMMUNICATIONS AND SERVICES BRANCH (VICTORIA)  
ABN 13 511 341 559**

**STATEMENT OF FINANCIAL POSITION  
AS AT 31 MARCH 2015**

	Notes	2015 \$	2014 \$
<b>ASSETS</b>			
<b>Current Assets</b>			
Cash and cash equivalents	5A	128,592	238,893
Trade and other receivables	5B	12,828	17,715
Other current assets	5C	4,234	6,427
<b>Total current assets</b>		<b>145,654</b>	<b>263,035</b>
<b>Non-Current Assets</b>			
Land and buildings	6A	-	-
Plant and equipment	6B	36,440	22,919
Investment Property	6C	-	-
Intangibles	6D	3,169	4,875
Investments in associates	6E	-	-
Other investments	6F	702,717	625,086
Other non-current assets	6G	-	-
<b>Total non-financial assets</b>		<b>742,326</b>	<b>652,880</b>
<b>Total assets</b>		<b>887,980</b>	<b>915,915</b>
<b>LIABILITIES</b>			
<b>Current Liabilities</b>			
Trade payables	7A	92,982	106,232
Other payables	7B	56,511	53,627
Employee provisions	8A	237,378	249,367
<b>Total current liabilities</b>		<b>386,871</b>	<b>409,226</b>
<b>Non-Current Liabilities</b>			
Employee provisions	8A	-	-
Other non-current liabilities	9A	-	-
<b>Total non-current liabilities</b>		<b>-</b>	<b>-</b>
<b>Total liabilities</b>		<b>386,871</b>	<b>409,226</b>
<b>Net assets</b>		<b>501,109</b>	<b>506,689</b>
<b>EQUITY</b>			
Financial reserves	10A	61,000	14,923
Retained earnings (accumulated deficit)		440,109	491,766
<b>Total equity</b>		<b>501,109</b>	<b>506,689</b>

The above statement should be read in conjunction with the notes.



**COMMUNICATIONS, ELECTRICAL, ELECTRONIC, ENERGY, INFORMATION, POSTAL, PLUMBING  
AND ALLIED SERVICES UNION OF AUSTRALIA, COMMUNICATIONS DIVISION,  
TELECOMMUNICATIONS AND SERVICES BRANCH (VICTORIA)  
ABN 13 511 341 559**

**STATEMENT OF CHANGES IN EQUITY  
FOR THE YEAR ENDED 31 MARCH 2015**

	Notes	Financial Reserve \$	Retained earnings \$	Total equity \$
<b>Balance as at 1 April 2013</b>		1,615	531,640	533,255
Adjustment for errors		-	-	-
Adjustment for changes in accounting policies		-	-	-
Profit for the year		-	(39,874)	(39,874)
Other comprehensive income for the year		13,308	-	13,308
Transfer to/from [insert fund name]	10A	-	-	-
Transfer from retained earnings		-	-	-
<b>Closing balance as at 31 March 2014</b>		<b>14,923</b>	<b>491,766</b>	<b>506,689</b>
Adjustment for errors		-	-	-
Adjustment for changes in accounting policies		-	-	-
Profit for the year		-	(51,104)	(51,104)
Other comprehensive income for the year		45,524	-	45,524
Transfer to/from [insert fund name]	10A	-	-	-
Transfer from retained earnings		553	(553)	-
<b>Closing balance as at 31 March 2015</b>		<b>61,000</b>	<b>440,109</b>	<b>501,109</b>

The above statement should be read in conjunction with the notes.

**COMMUNICATIONS, ELECTRICAL, ELECTRONIC, ENERGY, INFORMATION, POSTAL, PLUMBING  
AND ALLIED SERVICES UNION OF AUSTRALIA, COMMUNICATIONS DIVISION,  
TELECOMMUNICATIONS AND SERVICES BRANCH (VICTORIA)  
ABN 13 511 341 559**

**STATEMENT OF CASH FLOWS  
FOR THE YEAR ENDED 31 MARCH 2015**

	Notes	2015 \$	2014 \$
<b>OPERATING ACTIVITIES</b>			
<b>Cash received</b>			
Receipts from other reporting units/controlled entity(s)	11B	7,093	-
Interest		4,318	3,200
Other		877,969	1,024,098
<b>Cash used</b>			
Employees		(441,734)	(453,125)
Suppliers		(297,848)	(323,187)
Payment to other reporting units/controlled entity(s)	11B	(209,743)	(220,480)
<b>Net cash from (used by) operating activities</b>	11A	<b>(59,945)</b>	<b>30,506</b>
<b>INVESTING ACTIVITIES</b>			
<b>Cash received</b>			
Proceeds from sale of plant and equipment		4,000	-
Proceeds from sale of land and buildings		-	-
Other -Proceeds from redemption of investments		148,150	145,387
<b>Cash used</b>			
Purchase of plant and equipment		(22,986)	(10,186)
Purchase of land and buildings		-	-
Other – Purchase of investments		(179,520)	(165,036)
<b>Net cash from (used by) investing activities</b>		<b>(50,356)</b>	<b>(29,835)</b>
<b>FINANCING ACTIVITIES</b>			
<b>Cash received</b>			
Contributed equity		-	-
Other		-	-
<b>Cash used</b>			
Repayment of borrowings		-	-
Other		-	-
<b>Net cash from (used by) financing activities</b>		<b>-</b>	<b>-</b>
<b>Net increase (decrease) in cash held</b>		<b>(110,301)</b>	<b>671</b>
Cash & cash equivalents at the beginning of the reporting period		238,893	238,222
<b>Cash &amp; cash equivalents at the end of the reporting period</b>	5A	<b>128,592</b>	<b>238,893</b>

The above statement should be read in conjunction with the notes.

**COMMUNICATIONS, ELECTRICAL, ELECTRONIC, ENERGY, INFORMATION, POSTAL, PLUMBING  
AND ALLIED SERVICES UNION OF AUSTRALIA, COMMUNICATIONS DIVISION,  
TELECOMMUNICATIONS AND SERVICES BRANCH (VICTORIA)  
ABN 13 511 341 559**

**RECOVERY OF WAGES ACTIVITY  
FOR THE YEAR ENDED 31 MARCH 2015**

	<b>2015</b>	<b>2014</b>
	<b>\$</b>	<b>\$</b>
<b>Cash assets in respect of recovered money at beginning of year</b>	-	-
<b>Receipts</b>		
Amounts recovered from employers in respect of wages etc.	-	-
Interest received on recovered money	-	-
<b>Total receipts</b>	-	-
<b>Payments</b>		
Deductions of amounts due in respect of membership for:		
12 months or less	-	-
Greater than 12 months	-	-
Deductions of donations or other contributions to accounts or funds of:		
The reporting unit:		
name of account	-	-
name of fund	-	-
Name of other reporting unit of the organisation:		
name of account	-	-
name of fund	-	-
Name of other entity:		
name of account	-	-
name of fund	-	-
Deductions of fees or reimbursement of expenses	-	-
Payments to workers in respect of recovered money	-	-
<b>Total payments</b>	-	-
<b>Cash asset's in respect of recovered money at end of year</b>	-	-
Number of workers to which the monies recovered relates	-	-
<b>Aggregate payables to workers attributable to recovered monies but not yet distributed</b>		
Payable balance	-	-
Number of workers the payable relates to	-	-
Fund or account operated for recovery of wages	-	-
No revenue has been derived from undertaking recovery of wages activity during the reporting period.		

**COMMUNICATIONS, ELECTRICAL, ELECTRONIC, ENERGY, INFORMATION, POSTAL, PLUMBING  
AND ALLIED SERVICES UNION OF AUSTRALIA, COMMUNICATIONS DIVISION,  
TELECOMMUNICATIONS AND SERVICES BRANCH (VICTORIA)  
ABN 13 511 341 559**

**Index to the Notes to the Financial Statements**

Note 1	Summary of Significant Accounting Policies
Note 2	Events after the Reporting Period
Note 3	Income
Note 4	Expenses
Note 5	Current Assets
Note 6	Non-current Assets
Note 7	Current Liabilities
Note 8	Provisions
Note 9	Non-current Liabilities
Note 10	Equity
Note 11	Cash Flow
Note 12	Contingent Liabilities, Assets and Commitments
Note 13	Related Party Disclosures
Note 14	Remuneration of Auditors
Note 15	Financial Instruments
Note 16	Fair value measurements
Note 17	Business combinations
Note 18	Administration of financial affairs by a third party
Note 19	Section 272 Fair Work (Registered Organisations) Act 2009

NOTES TO THE FINANCIAL STATEMENTS  
FOR THE YEAR ENDED 31 MARCH 2015

**Note 1 Summary of significant accounting policies**

**1.1 Basis of preparation of the financial statements**

The financial statements are general purpose financial statements and have been prepared in accordance with Australian Accounting Standards and Interpretations issued by the Australian Accounting Standards Board (AASB) that apply for the reporting period and the Fair Work (Registered Organisation) Act 2009. For the purpose of preparing the general purpose financial statements, the reporting unit is a not-for-profit entity.

The financial statements have been prepared on an accrual basis and in accordance with the historical cost, except for certain assets and liabilities measured at fair value, as explained in the accounting policies below. Historical cost is generally based on the fair values of the consideration given in exchange for assets. Except where stated, no allowance is made for the effect of changing prices on the results or the financial position. The financial statements are presented in Australian dollars.

**1.2 Comparative amounts**

When required by Accounting Standards, comparative figures have been adjusted to conform to changes in presentation for the current financial year.

**1.3 Significant accounting judgements and estimates**

The following accounting assumptions or estimates have been identified that have a significant risk of causing a material adjustment to the carrying amounts of assets and liabilities within the next reporting period.

The Committee of Management assesses impairment at each reporting date by evaluating conditions specific to the entity that may lead to impairment of assets. Where an impairment trigger exists, the recoverable amount of the asset is determined. Value in use calculation performed in assessing recoverable amounts incorporates a number of key estimates.

**1.4 New Australian Accounting Standards**

**Adoption of New Australian Accounting Standard Requirements**

No accounting standard has been adopted earlier than the application date stated in the standard.



**COMMUNICATIONS, ELECTRICAL, ELECTRONIC, ENERGY, INFORMATION, POSTAL, PLUMBING  
AND ALLIED SERVICES UNION OF AUSTRALIA, COMMUNICATIONS DIVISION,  
TELECOMMUNICATIONS AND SERVICES BRANCH (VICTORIA)  
ABN 13 511 341 559**

**NOTES TO THE FINANCIAL STATEMENTS  
FOR THE YEAR ENDED 31 MARCH 2015**

**Note 1 Summary of significant accounting policies continued**

**1.4 New Australian Accounting Standards continued**

**Future Australian Accounting Standards Requirements**

New standards, amendments to standards or interpretations that were issued prior to the sign-off date and are applicable to the future reporting period that are expected to have a future financial impact on the reporting unit include:

<b>Standard Name</b>	<b>Effective date for entity</b>	<b>Requirements</b>	<b>Impact</b>
AASB 2014-4 Amendments to Australian Accounting Standards – 2017 Clarification of Acceptable Methods of Depreciation and Amortisation	31 March 2017	<p>This standard amends AASB 116 Property, Plant and Equipment and AASB 138 Intangible Assets to:</p> <p>a. establish the principle for the basis of depreciation and amortisation as being the expected pattern of consumption of the future economic benefits of an asset;</p> <p>b. clarify that the use of revenue-based methods to calculate the depreciation of an asset is not appropriate because revenue generated by an activity that includes the use of an asset generally reflects factors other than the consumption of the economic benefits embodied in the asset; and</p> <p>c. clarify that revenue is generally presumed to be an inappropriate basis for measuring the consumption of the economic benefits embodied in an intangible asset. This presumption, however, can be rebutted in certain limited circumstances.</p>	There will be no impact as the entity is not using a revenue based method of depreciation or amortisation.

**COMMUNICATIONS, ELECTRICAL, ELECTRONIC, ENERGY, INFORMATION, POSTAL, PLUMBING  
AND ALLIED SERVICES UNION OF AUSTRALIA, COMMUNICATIONS DIVISION,  
TELECOMMUNICATIONS AND SERVICES BRANCH (VICTORIA)  
ABN 13 511 341 559**

**NOTES TO THE FINANCIAL STATEMENTS  
FOR THE YEAR ENDED 31 MARCH 2015**

**Note 1 Summary of significant accounting policies continued**

**1.4 New Australian Accounting Standards continued**

**Future Australian Accounting Standards Requirements**

<b>Standard Name</b>	<b>Effective date for entity</b>	<b>Requirements</b>	<b>Impact</b>
AASB 2014-1 Amendments to Australian Accounting Standards.	31 March 2016	The amendments clarify that if the amount of the contributions is independent of the number of years of service, an entity is permitted to recognise such contributions as a reduction in the service cost in the period in which the related service is rendered, instead of attributing the contributions to the periods of service. In contrast, if the amount of the contributions is dependent on the number of years of service, an entity is required to attribute those contributions to periods of service using the same attribution method required by paragraph 70 of AASB 119 for the gross benefit.	There will be no impact as the entity does not have a defined benefit plan.
AASB 2014-1 Amendments to Australian Accounting Standards	31 March 2016	AASB 2014 -1 makes amendments to particular Australian Accounting Standards to delete their references to AASB 1031 Materiality as each standard is amended for another purpose.	There is not expected to be any changes to the reported financial position, performance or cash flows of the entity.

**COMMUNICATIONS, ELECTRICAL, ELECTRONIC, ENERGY, INFORMATION, POSTAL, PLUMBING  
AND ALLIED SERVICES UNION OF AUSTRALIA, COMMUNICATIONS DIVISION,  
TELECOMMUNICATIONS AND SERVICES BRANCH (VICTORIA)  
ABN 13 511 341 559**

**NOTES TO THE FINANCIAL STATEMENTS  
FOR THE YEAR ENDED 31 MARCH 2015**

**Note 1 Summary of significant accounting policies continued**

**1.4 New Australian Accounting Standards continued**

**Future Australian Accounting Standards Requirements**

<b>Standard Name</b>	<b>Effective date for entity</b>	<b>Requirements</b>	<b>Impact</b>
AASB 2014-1 Amendments to Australian Accounting Standards (2010 – 2012 cycle).	31 March 2016	<p>The following standards and changes are made under AASB 2014-1:</p> <ul style="list-style-type: none"> <li>- AASB 3 Business Combinations – clarification that contingent consideration that is classified as an asset or a liability shall be measured at fair value at each reporting date.</li> <li>- AASB 8 Operating Segments – amendments to disclosures</li> <li>- AASB 3 Business Combinations – references to contingent consideration</li> <li>- AASB 13 Fair value measurement – minor clarification re: measurement of short-term receivables and payables</li> <li>- AASB 116 Property, plant and equipment – clarifies that when an item of property, plant and equipment is revalued the gross carrying amount is adjusted in a manner that is consistent with the revaluation of the carrying amount.</li> <li>- AASB 124 Related Party Disclosures – clarifies that an entity providing key management personnel services to the reporting entity or to the parent of the reporting entity is a related party of the reporting entity.</li> </ul>	There are not expected to be any changes to reported financial position or performance arising from the adoption of part A of AASB 2014-1.

**COMMUNICATIONS, ELECTRICAL, ELECTRONIC, ENERGY, INFORMATION, POSTAL, PLUMBING  
AND ALLIED SERVICES UNION OF AUSTRALIA, COMMUNICATIONS DIVISION,  
TELECOMMUNICATIONS AND SERVICES BRANCH (VICTORIA)  
ABN 13 511 341 559**

**NOTES TO THE FINANCIAL STATEMENTS  
FOR THE YEAR ENDED 31 MARCH 2015**

**Note 1 Summary of significant accounting policies continued**

**1.4 New Australian Accounting Standards continued**

**Future Australian Accounting Standards Requirements**

<p>AASB 2014-1 Amendments to Australian Accounting Standards (2011 – 2013 cycle).</p>	<p>31 March 2016</p>	<p>The following standards and changes are made under AASB 2014-1:</p> <ul style="list-style-type: none"> <li>- AASB 1 First-time Adoption of Australian Accounting Standards – clarification in the basis of conclusion</li> <li>- AASB 3 Business Combinations - Clarifies that AASB 3 excludes from its scope the accounting for the formation of a joint arrangement in the financial statements of the joint arrangement itself.</li> <li>- AASB 13 Fair Value Measurement - Clarifies that the scope of the portfolio exception defined in paragraph 52 of AASB 13 includes all contracts accounted for within the scope of AASB 139 Financial Instruments: Recognition and Measurement or AASB 9 Financial Instruments, regardless of whether they meet the definition of financial assets or financial liabilities as defined in AASB 132 Financial Instruments: Presentation.</li> </ul>	<p>There are not expected to be any changes to reported financial position or performance arising from the adoption of part A of AASB 2014-1.</p>
---	----------------------	---	---

**COMMUNICATIONS, ELECTRICAL, ELECTRONIC, ENERGY, INFORMATION, POSTAL, PLUMBING  
AND ALLIED SERVICES UNION OF AUSTRALIA, COMMUNICATIONS DIVISION,  
TELECOMMUNICATIONS AND SERVICES BRANCH (VICTORIA)  
ABN 13 511 341 559**

**NOTES TO THE FINANCIAL STATEMENTS  
FOR THE YEAR ENDED 31 MARCH 2015**

**Note 1 Summary of significant accounting policies continued**

**1.4 New Australian Accounting Standards continued**

**Future Australian Accounting Standards Requirements**

<b>Standard Name</b>	<b>Effective date for entity</b>	<b>Requirements</b>	<b>Impact</b>
IFRS 15 Revenue from contracts with customers.	31 March 2019	IFRS 15 introduces a five step process for revenue recognition with the core principle of the new Standard being for entities to recognise revenue to depict the transfer of goods or services to customers in amounts that reflect the consideration (that is, payment) to which the entity expects to be entitled in exchange for those goods or services.  IFRS 15 will also result in enhanced disclosures about revenue, provide guidance for transactions that were not previously addressed comprehensively (for example, service revenue and contract modifications) and improve guidance for multiple-element arrangements.	Impacts on the reported financial position and performance have not yet been determined.
Equity method in separate financial statements (Amendments to IAS 27)	31 March 2017	This standard will allow entities to use the equity method to account for its interest in subsidiaries, joint venture and associates in separate financial statements.	There is no impact as the entity does not prepare separate financial statements.



**COMMUNICATIONS, ELECTRICAL, ELECTRONIC, ENERGY, INFORMATION, POSTAL, PLUMBING  
AND ALLIED SERVICES UNION OF AUSTRALIA, COMMUNICATIONS DIVISION,  
TELECOMMUNICATIONS AND SERVICES BRANCH (VICTORIA)  
ABN 13 511 341 559**

**NOTES TO THE FINANCIAL STATEMENTS  
FOR THE YEAR ENDED 31 MARCH 2015**

**Note 1 Summary of significant accounting policies continued**

**1.4 New Australian Accounting Standards continued**

**Future Australian Accounting Standards Requirements**

<b>Standard Name</b>	<b>Effective date for entity</b>	<b>Requirements</b>	<b>Impact</b>
IFRS 9 Financial Instruments	31 March 2019	<p>Significant revisions to the classification and measurement of financial assets, reducing the number of categories and simplifying the measurement choices, including the removal of impairment testing of assets measured at fair value. The amortised cost model is available for debt assets meeting both business model and cash flow characteristics tests. All investments in equity instruments using IFRS 9 are to be measured at fair value.</p> <p>Amends measurement rules for financial liabilities that the entity elects to measure at fair value through profit and loss. Changes in fair value attributable to changes in the entity's own credit risk are presented in other comprehensive income.</p> <p>Impairment of assets is now based on expected losses in IFRS 9 which requires entities to measure:</p> <ul style="list-style-type: none"> <li>- the 12-month expected credit losses (expected credit losses that result from those default events on the financial instrument that are possible within 12 months after the reporting date); or</li> <li>- full lifetime expected credit losses (expected credit losses that result from all possible default events over the life of the financial instrument.</li> </ul>	Impacts on the reported financial position and performance have not yet been determined.

NOTES TO THE FINANCIAL STATEMENTS  
FOR THE YEAR ENDED 31 MARCH 2015

**Note 1 Summary of significant accounting policies continued**

**1.5 Investment in associates**

An associate is an entity over which the reporting unit has significant influence and that is neither a subsidiary nor an interest in a joint venture. Significant influence is the power to participate in the financial and operating policy decisions of the investee but is not control or joint control over those policies.

The results and assets and liabilities of associates are incorporated in these financial statements using the equity method of accounting, except when the investment is classified as held for sale, in which case it is accounted for in accordance with AASB 5 'Non-current Asset Held for Sale and Discontinued Operations. 'Under the equity method, an investment in an associate is initially recognised in the statement of financial position at cost and adjusted thereafter to recognise the share of the profit or loss and other comprehensive income of the associate. When the share of losses of an associate exceeds the interest in that associate, the reporting unit discontinues recognising its share of further losses. Additional losses are recognised only to the extent that it has incurred legal or constructive obligations or made payments on behalf of the associate.

Any excess of the cost of acquisition over the share of the net fair value of the identifiable assets, liabilities and contingent liabilities of the associate recognised at the date of acquisition is recognised as goodwill, which is included within the carrying amount of the investment. Any excess of the share of the net fair value of the identifiable assets, liabilities and contingent liabilities over the cost of acquisition, after reassessment, is recognised immediately in profit or loss.

**1.6 Business combinations**

The acquisition method of accounting is used to account for all business combinations, except for those identified in the Fair Work Commission's reporting guidelines under item 12. The consideration transferred for the acquisition of a subsidiary comprises the fair values of the assets transferred, the liabilities incurred and the equity interest issued by the parent entity. The consideration transferred also includes the fair value of any contingent consideration arrangement and the fair value of any pre-existing equity interest in the subsidiary. Acquisition-related costs are expensed as incurred. Identifiable assets acquired and liabilities and contingent liabilities assumed in a business combination are, with limited exceptions, measured initially at their fair values on acquisition date. On an acquisition-by-acquisition basis, the parent entity recognises any non-controlling interest in the acquiree either at fair value or at the non-controlling interest's proportionate share of the acquiree's net identifiable assets.

The excess of the consideration transferred, the amount of any non-controlling interest in the acquiree and the acquisition-date fair value of any previous equity interest in the acquiree over the fair value of the parent entity's share of the net identifiable assets, is recorded as goodwill. If those amounts are less than the fair value of the net identifiable assets of the subsidiary acquired and the measurement of all amounts has been reviewed, the difference is recognised directly in profit or loss as a bargain purchase.

NOTES TO THE FINANCIAL STATEMENTS  
FOR THE YEAR ENDED 31 MARCH 2015

**Note 1 Summary of significant accounting policies continued**

**1.6 Business combinations continued**

If it is determined that the combination results in mutual benefit to both the members of the acquirer and the acquiree, the surplus of the fair value of the net identifiable assets acquired over the consideration paid will be recognised in member's funds as a business combination reserve.

Where settlement of any part of cash consideration is deferred, the amounts payable in the future are discounted to their present value as at the date of exchange. The discount rate used is the entity's incremental borrowing rate, being the rate at which similar borrowing could be obtained from an independent financier under comparable terms and conditions.

Contingent consideration is classified either as equity or a financial liability. Amounts classified as a financial liability are subsequently remeasured to fair value with changes in fair value recognised in profit or loss.

**1.7 Acquisition of assets and or liabilities that do not constitute a business combination**

The net book value of assets and or liabilities transferred to reporting unit for no consideration is used to account for an amalgamation under Part 2 of Chapter 3 of the Fair Work (Registered Organisations) Act 2009/a restructure of the branches of the reporting unit/a determination by the General Manager under subsections 245(1) of the Fair Work (Registered Organisations) Act 2009/ a revocation by the General Manager under subsection 249(1) of the Fair Work (Registered Organisations) Act 2009.

The assets and liabilities are recognised as at the date of transfer.

**1.8 Revenue**

Revenue is measured at the fair value of the consideration received or receivable.

Revenue from subscriptions is accounted for on an accrual basis and is recorded as revenue in the year to which it relates.

Revenue from the sale of goods is recognised when, the risks and rewards of ownership have been transferred to the buyer, the entity retains no managerial involvement or effective control over the goods, the revenue and transaction costs incurred can be reliably measured, and it is probable that the economic benefits associated with the transaction will flow to the entity.

Donation income is recognised when it is received.

Receivables for goods and services, which have 30 day terms, are recognised at the nominal amounts due less any impairment allowance account. Collectability of debts is reviewed at end of the reporting period. Allowances are made when collectability of the debt is no longer probable.

Interest revenue is recognised on an accrual basis using the effective interest method.

Rental revenue from operating leases is recognised on a straight-line basis over the term of the relevant lease.

NOTES TO THE FINANCIAL STATEMENTS  
FOR THE YEAR ENDED 31 MARCH 2015

**Note 1 Summary of significant accounting policies continued**

**1.9 Government grants**

Government grants are not recognised until there is reasonable assurance that the reporting unit will comply with the conditions attaching to them and that the grants will be received.

Government grants are recognised in profit or loss on a systematic basis over the periods in which the reporting unit recognises as expenses the related costs for which the grants are intended to compensate. Specifically, government grants whose primary condition is that the reporting unit should purchase, construct otherwise acquire non-current assets are recognised as deferred revenue in the statement of financial position and transferred to profit or loss on a systematic and rational basis over the useful lives of the related assets.

Government grants that are receivable as compensation for expenses or losses already incurred or for the purpose of giving immediate financial support to the reporting unit with no future related costs are recognised in profit or loss in the period in which they become receivable.

**1.10 Gains**

**Sale of assets**

Gains and losses from disposal of assets are recognised when control of the asset has passed to the buyer.

**1.11 Capitation fees and levies**

Capitation fees and levies are to be recognised on an accrual basis and recorded as a revenue and/or expense in the year to which it relates.

**1.12 Employee benefits**

A liability is recognised for benefits accruing to employees in respect of wages and salaries, annual leave, long service leave and termination benefits when it is probable that settlement will be required and they are capable of being measured reliably.

Liabilities for short-term employee benefits (as defined in AASB 119 Employee Benefits) and termination benefits which are expected to be settled within twelve months of the end of reporting period are measured at their nominal amounts. The nominal amount is calculated with regard to the rates expected to be paid on settlement of the liability.

Other long-term employee benefits which are expected to be settled beyond twelve months are measured as the present value of the estimated future cash outflows to be made by the reporting unit in respect of services provided by employees up to reporting date.

Payments to defined contribution retirement benefit plans are recognised as an expense when employees have rendered service entitling them to the contributions.

Provision is made for separation and redundancy benefit payments. The Reporting Unit recognises a provision for termination as part of a broader restructuring when it has developed a detailed formal plan for the terminations and has informed those employees affected that it will carry out the terminations. A provision for voluntary termination is recognised when the employee has accepted the offer of termination.

NOTES TO THE FINANCIAL STATEMENTS  
FOR THE YEAR ENDED 31 MARCH 2015

**Note 1 Summary of significant accounting policies continued**

**1.13 Leases**

Leases are classified as finance leases whenever the terms of the lease transfer substantially all the risks and rewards of ownership to the lessee. All other leases are classified as operating leases.

Where an asset is acquired by means of a finance lease, the asset is capitalised at either the fair value of the lease property or, if lower, the present value of minimum lease payments at the inception of the contract and a liability is recognised at the same time and for the same amount.

The discount rate used is the interest rate implicit in the lease. Leased assets are amortised over the period of the lease. Lease payments are allocated between the principal component and the interest expense.

Operating lease payments are expensed on a straight-line basis which is representative of the pattern of benefits derived from the leased assets.

Rental revenue from operating leases is recognised on a straight-line basis over the term of the relevant lease. Initial direct costs incurred in negotiating and arranging an operating lease are added to the carrying amount of the leased asset and recognised on a straight-line basis over the lease term.

**1.14 Borrowing costs**

All borrowing costs are recognised in profit and loss in the period in which they are incurred.

**1.15 Cash**

Cash is recognised at its nominal amount. Cash and cash equivalents includes cash on hand, deposits held at call with bank, other short-term highly liquid investments with original maturity of 3 months or less that are readily convertible to known amounts of cash and subject to insignificant risk of changes in value and bank overdrafts. Bank overdrafts are shown within short-term borrowings in current liabilities on the statement of financial position.

**1.16 Financial instruments**

Financial assets and financial liabilities are recognised when a reporting unit entity becomes a party to the contractual provisions of the instrument.

Financial assets and financial liabilities are initially measured at fair value. Transaction costs that are directly attributable to the acquisition or issue of financial assets and financial liabilities (other than financial assets and financial liabilities at fair value through profit or loss) are added to or deducted from the fair value of the financial assets or financial liabilities, as appropriate, on initial recognition. Transaction costs directly attributable to the acquisition of financial assets or financial liabilities at fair value through profit or loss are recognised immediately in profit or loss.

NOTES TO THE FINANCIAL STATEMENTS  
FOR THE YEAR ENDED 31 MARCH 2015

**Note 1 Summary of significant accounting policies continued**

**1.17 Financial assets**

Financial assets are classified into the following specified categories: financial assets at fair value through profit or loss, held-to-maturity investments, available-for-sale financial assets and loans and receivables. The classification depends on the nature and purpose of the financial assets and is determined at the time of initial recognition. All regular way purchases or sales of financial assets are recognised and derecognised upon trade date basis. Regular way purchases or sales are purchases or sales of financial assets that require delivery of assets within the time frame established by regulation or convention in the marketplace.

**Fair value through profit or loss**

Financial assets are classified as at fair value through profit or loss when the financial asset is either held for trading or it is designated as at fair value through profit or loss.

A financial asset is classified as held for trading if:

- it has been acquired principally for the purpose of selling it in the near term; or
- on initial recognition it is part of a portfolio of identified financial instruments that the reporting unit manages together and has a recent actual pattern of short-term profit-taking; or
- it is a derivative that is not designated and effective as a hedging instrument.

A financial asset other than a financial asset held for trading may be designated as at fair value through profit or loss upon initial recognition if:

- such designation eliminates or significantly reduces a measurement or recognition inconsistency that would otherwise arise; or
- the financial asset forms part of a group of financial assets or financial liabilities or both, which is managed and its performance is evaluated on a fair value basis, in accordance with the reporting units documented risk management or investment strategy, and information about the grouping is provided internally on that basis; or
- it forms part of a contract containing one or more embedded derivatives, and AASB 139 'Financial Instruments: Recognition and Measurement' permits the entire combined contract (asset or liability) to be designated as at fair value through profit or loss.

Financial assets at fair value through profit or loss are stated at fair value, with any gains or losses arising on remeasurement recognised in profit or loss. The net gain or loss recognised in profit or loss incorporates any dividend or interest earned on the financial asset and is included in the 'other gains and losses' line item in the statement of comprehensive income.

**Held-to-maturity investments**

Financial assets with fixed or determinable payments and fixed maturity dates that the reporting unit has the positive intent and ability to hold to maturity are classified as held-to-maturity investments. Held-to-maturity investments are measured at amortised cost using the effective interest method less any impairment.

NOTES TO THE FINANCIAL STATEMENTS  
FOR THE YEAR ENDED 31 MARCH 2015

**Note 1 Summary of significant accounting policies continued**

**1.17 Financial assets continued**

**Available-for-sale**

Listed shares and listed redeemable notes held by the reporting unit that are traded in an active market are classified as available-for-sale and are stated at fair value. The reporting unit also has investments in unlisted shares that are not traded in an active market but that are also classified as available-for-sale financial assets and stated at fair value. Gains and losses arising from changes in fair value are recognised in other comprehensive income and accumulated in the investments revaluation reserve, with the exception of impairment losses, interest calculated using the effective interest method, and foreign exchange gains and losses on monetary assets, which are recognised in profit or loss. Where the investment is disposed of or is determined to be impaired, the cumulative gain or loss previously accumulated in the investments revaluation reserve is reclassified to profit or loss.

Dividends on available-for-sale equity instruments are recognised in profit or loss when the reporting unit right to receive the dividends is established. The fair value of available-for-sale monetary assets denominated in a foreign currency is determined in that foreign currency and translated at the spot rate at the end of the reporting period. The foreign exchange gains and losses that are recognised in profit or loss are determined based on the amortised cost of the monetary asset. Other foreign exchange gains and losses are recognised in other comprehensive income.

**Loan and receivables**

Trade receivables, loans and other receivables that have fixed or determinable payments that are not quoted in an active market are classified as 'loans and receivables'. Loans and receivables are measured at amortised cost using the effective interest method less impairment. Interest is recognised by applying the effective interest rate, except for short-term receivables when the recognition of interest would be immaterial.

**Effective interest method**

The effective interest method is a method of calculating the amortised cost of a debt instrument and of allocating interest income over the relevant period. The effective interest rate is the rate that exactly discounts estimated future cash receipts through the expected life of the financial asset, or, when appropriate, a shorter period, to the net carrying amount on initial recognition.

Income is recognised on an effective interest rate basis except for debt instruments other than those financial assets that are recognised at fair value through profit or loss.

NOTES TO THE FINANCIAL STATEMENTS  
FOR THE YEAR ENDED 31 MARCH 2015

**Note 1 Summary of significant accounting policies continued**

**1.17 Financial assets continued**

**Impairment of financial assets**

Financial assets, other than those at fair value through profit or loss, are assessed for impairment at the end of each reporting period. Financial assets are considered to be impaired when there is objective evidence that, as a result of one or more events that occurred after the initial recognition of the financial asset, the estimated future cash flows of the investment have been affected.

For certain categories of financial asset, such as trade receivables, assets that are assessed not to be impaired individually are, in addition, assessed for impairment on a collective basis. Objective evidence of impairment for a portfolio of receivables could include the reporting units past experience of collecting payments, an increase in the number of delayed payments in the portfolio past the average credit period of 60 days, as well as observable changes in national or local economic conditions that correlate with default on receivables.

For financial assets carried at amortised cost, the amount of the impairment loss recognised is the difference between the asset's carrying amount and the present value of estimated future cash flows, discounted at the financial asset's original effective interest rate.

For financial assets carried at cost, the amount of the impairment loss is measured as the difference between the asset's carrying amount and the present value of the estimated future cash flows discounted at the current market rate of return for a similar financial asset. Such impairment loss will not be reversed in subsequent periods.

The carrying amount of the financial asset is reduced by the impairment loss directly for all financial assets with the exception of trade receivables, where the carrying amount is reduced through the use of an allowance account. When a trade receivable is considered uncollectible, it is written off against the allowance account. Subsequent recoveries of amounts previously written off are credited against the allowance account. Changes in the carrying amount of the allowance account are recognised in profit or loss.

When an available-for-sale financial asset is considered to be impaired, cumulative gains or losses previously recognised in other comprehensive income are reclassified to profit or loss in the period.

For financial assets measured at amortised cost, if, in a subsequent period, the amount of the impairment loss decreases and the decrease can be related objectively to an event occurring after the impairment was recognised, the previously recognised impairment loss is reversed through profit or loss to the extent that the carrying amount of the investment at the date the impairment is reversed does not exceed what the amortised cost would have been had the impairment not been recognised.



NOTES TO THE FINANCIAL STATEMENTS  
FOR THE YEAR ENDED 31 MARCH 2015

**Note 1 Summary of significant accounting policies continued**

**1.17 Financial assets continued**

In respect of available-for-sale equity securities, impairment losses previously recognised in profit or loss are not reversed through profit or loss. Any increase in fair value subsequent to an impairment loss is recognised in other comprehensive income and accumulated under the heading of investments revaluation reserve. In respect of available-for-sale debt securities, impairment losses are subsequently reversed through profit or loss if an increase in the fair value of the investment can be objectively related to an event occurring after the recognition of the impairment loss.

**Derecognition of financial assets**

The reporting unit derecognises a financial asset only when the contractual rights to the cash flows from the asset expire, or when it transfers the financial asset and substantially all the risks and rewards of ownership of the asset to another entity. The difference between the asset's carrying amount and the sum of the consideration received and receivable and the cumulative gain or loss that had been recognised in other comprehensive income and accumulated in equity is recognised in profit or loss.

**1.18 Financial liabilities**

Financial liabilities are classified as either financial liabilities 'at fair value through profit or loss' or other financial liabilities. Financial liabilities are recognised and derecognised upon 'trade date'.

**Fair value through profit or loss**

Financial liabilities are classified as at fair value through profit or loss when the financial liability is either held for trading or it is designated as at fair value through profit or loss.

A financial liability is classified as held for trading if:

- it has been acquired principally for the purpose of repurchasing it in the near term; or
- on initial recognition it is part of a portfolio of identified financial instruments that the reporting unit manages together and has a recent actual pattern of short-term profit-taking; or
- it is a derivative that is not designated and effective as a hedging instrument.

A financial liability other than a financial liability held for trading may be designated as at fair value through profit or loss upon initial recognition if:

- such designation eliminates or significantly reduces a measurement or recognition inconsistency that would otherwise arise; or
- the financial liability forms part of a group of financial assets or financial liabilities or both, which is managed and its performance is evaluated on a fair value basis, in accordance with the reporting units documented risk management or investment strategy, and information about the grouping is provided internally on that basis; or
- it forms part of a contract containing one or more embedded derivatives, and AASB 139 'Financial Instruments: Recognition and Measurement' permits the entire combined contract (asset or liability) to be designated as at fair value through profit or loss.

NOTES TO THE FINANCIAL STATEMENTS  
FOR THE YEAR ENDED 31 MARCH 2015

**Note 1 Summary of significant accounting policies continued**

**1.18 Financial liabilities continued**

Financial liabilities at fair value through profit or loss are stated at fair value, with any gains or losses arising on remeasurement recognised in profit or loss. The net gain or loss recognised in profit or loss incorporates any interest paid on the financial liability and is included in the 'other gains and losses' line item in the statement of comprehensive income.

**Other financial liabilities**

Other financial liabilities, including borrowings and trade and other payables, are initially measured at fair value, net of transaction costs.

Other financial liabilities are subsequently measured at amortised cost using the effective interest method, with interest expense recognised on an effective yield basis.

**Derecognition of financial liabilities**

The reporting unit derecognises financial liabilities when, and only when, the reporting units obligations are discharged, cancelled or they expire. The difference between the carrying amounts of the financial liability derecognised and the consideration paid and payable is recognised in profit or loss.

**1.19 Contingent liabilities and contingent assets**

Contingent liabilities and contingent assets are not recognised in the Statement of Financial Position but are reported in the relevant notes. They may arise from uncertainty as to the existence of a liability or asset or represent an existing liability or asset in respect of which the amount cannot be reliably measured. Contingent assets are disclosed when settlement is probable but not virtually certain, and contingent liabilities are disclosed when settlement is greater than remote.

**1.20 Land, buildings, plant and equipment**

**Asset recognition threshold**

Purchases of land, buildings, plant and equipment are recognised initially at cost in the Statement of Financial Position. The initial cost of an asset includes an estimate of the cost of dismantling and removing the item and restoring the site on which it is located.

**Revaluations—land and buildings**

Following initial recognition at cost, land and buildings are carried at fair value less subsequent accumulated depreciation and accumulated impairment losses. Revaluations are performed with sufficient frequency such that the carrying amount of assets do not differ materially from those that would be determined using fair values as at the reporting date.

NOTES TO THE FINANCIAL STATEMENTS  
FOR THE YEAR ENDED 31 MARCH 2015

**Note 1 Summary of significant accounting policies continued**

**1.20 Land, buildings, plant and equipment continued**

Revaluation adjustments are made on a class basis. Any revaluation increment is credited to equity under the heading of asset revaluation reserve except to the extent that it reversed a previous revaluation decrement of the same asset class that was previously recognised in the surplus/deficit. Revaluation decrements for a class of assets are recognised directly in the profit or loss except to the extent that they reverse a previous revaluation increment for that class. Any accumulated depreciation as at the revaluation date is eliminated against the gross carrying amount of the asset and the asset is restated to the revalued amount.

**Depreciation**

Depreciable property, plant and equipment assets are written-off to their estimated residual values over their estimated useful life using, in all cases, the straight line method of depreciation. Depreciation rates (useful lives), residual values and methods are reviewed at each reporting date and necessary adjustments are recognised in the current, or current and future reporting periods, as appropriate.

Depreciation rates applying to each class of depreciable asset are based on the following useful lives:

<b>Class of Fixed Asset</b>	<b>Depreciation Rate</b>
Motor Vehicles	10% - 25%
Office Equipment	2% - 50%
Leasehold improvements	20%

**Derecognition**

An item of land, buildings, plant and equipment is derecognised upon disposal or when no future economic benefits are expected from its use or disposal. Any gain or loss arising on the disposal or retirement of an item of property, plant and equipment is determined as the difference between the sales proceeds and the carrying amount of the asset and is recognised in the profit and loss.

**1.21 Investment property**

Investment properties are properties held to earn rentals and/or for capital appreciation (including property under construction for such purposes). Investment properties are measured initially at its cost, including transaction costs. Subsequent to initial recognition, investment properties are measured at fair value. Gains and losses arising from changes in the fair value of investment properties are included in profit and loss in the period in which they arise.

An investment property is derecognised upon disposal or when the investment property is permanently withdrawn from use and no future economic benefits are expected from the disposal. Any gain or loss arising on derecognition of the property (calculated as the difference between the net disposal proceeds and the carrying amount of the asset) is included in profit or loss in the period in which the property is derecognised.

**COMMUNICATIONS, ELECTRICAL, ELECTRONIC, ENERGY, INFORMATION, POSTAL, PLUMBING  
AND ALLIED SERVICES UNION OF AUSTRALIA, COMMUNICATIONS DIVISION,  
TELECOMMUNICATIONS AND SERVICES BRANCH (VICTORIA)  
ABN 13 511 341 559**

**NOTES TO THE FINANCIAL STATEMENTS  
FOR THE YEAR ENDED 31 MARCH 2015**

**Note 1 Summary of significant accounting policies continued**

**1.22 Intangibles**

Intangible assets with finite lives that are acquired separately are carried at cost less accumulated amortisation and accumulated impairment losses. Amortisation is recognised on a straight-line basis over their estimated useful life. The estimated useful lives and amortisation method are reviewed at the end of each reporting period, with the effect of any changes in estimate being accounted for on a prospective basis. Intangible assets with indefinite useful lives that are acquired separately are carried at cost less accumulated impairment losses. The useful life of reporting unit intangible assets are:

	<b>2015</b>	2014
Intangibles	<b>35%</b>	35%

**Derecognition**

An intangible asset is derecognised on disposal, or when no future economic benefits are expected from use or disposal. Gains or losses arising from derecognition of an intangible asset, measured as the difference between the net disposal proceeds and the carrying amount of the asset are recognised in profit and loss when the asset is derecognised.

**1.23 Impairment for non-financial assets**

All assets are assessed for impairment at the end of each reporting period to the extent that there is an impairment trigger. Where indications of impairment exist, the asset's recoverable amount is estimated and an impairment adjustment made if the asset's recoverable amount is less than its carrying amount.

The recoverable amount of an asset is the higher of its fair value less costs of disposal and its value in use. Value in use is the present value of the future cash flows expected to be derived from the asset. Where the future economic benefit of an asset is not primarily dependent on the asset's ability to generate future cash flows, and the asset would be replaced if the reporting unit were deprived of the asset, its value in use is taken to be its depreciated replacement cost.

**1.24 Non-current assets held for sale**

Non-current assets are classified as held for sale if their carrying amount will be recovered principally through a sale transaction rather than through continuing use. This condition is regarded as met only when the sale is highly probable and the non-current asset is available for immediate sale in its present condition. Management must be committed to the sale, which should be expected to qualify for recognition as a completed sale within one year from the date of classification.

Non-current assets classified as held for sale are measured at the lower of their previous carrying amount and fair value less costs of disposal.

NOTES TO THE FINANCIAL STATEMENTS  
FOR THE YEAR ENDED 31 MARCH 2015

**Note 1 Summary of significant accounting policies continued**

**1.25 Taxation**

The reporting unit is exempt from income tax under section 50.1 of the Income Tax Assessment Act 1997 however still has obligation for Fringe Benefits Tax (FBT) and the Goods and Services Tax (GST).

Revenues, expenses and assets are recognised net of GST except:

- where the amount of GST incurred is not recoverable from the Australian Taxation Office; and
- for receivables and payables.

The net amount of GST recoverable from, or payable to, the taxation authority is included as part of receivables or payables.

Cash flows are included in the cash flow statement on a gross basis. The GST component of cash flows arising from investing and financing activities which is recoverable from, or payable to, the Australian Taxation Office is classified within operating cash flows.

**1.26 Fair value measurement**

The reporting unit measures financial instruments, such as, financial asset as at fair value through the profit and loss, available for sale financial assets, and non-financial assets such as land and buildings and investment properties, at fair value at each balance sheet date. Also, fair values of financial instruments measured at amortised cost are disclosed in Note 16A.

Fair value is the price that would be received to sell an asset or paid to transfer a liability in an orderly transaction between market participants at the measurement date. The fair value measurement is based on the presumption that the transaction to sell the asset or transfer the liability takes place either:

- In the principal market for the asset or liability, or
- In the absence of a principal market, in the most advantageous market for the asset or liability

The principal or the most advantageous market must be accessible by the reporting unit. The fair value of an asset or a liability is measured using the assumptions that market participants would use when pricing the asset or liability, assuming that market participants act in their economic best interest.

A fair value measurement of a non-financial asset takes into account a market participant's ability to generate economic benefits by using the asset in its highest and best use or by selling it to another market participant that would use the asset in its highest and best use.

The reporting unit uses valuation techniques that are appropriate in the circumstances and for which sufficient data are available to measure fair value, maximising the use of relevant observable inputs and minimising the use of unobservable inputs.

NOTES TO THE FINANCIAL STATEMENTS  
FOR THE YEAR ENDED 31 MARCH 2015

**Note 1 Summary of significant accounting policies continued**

**1.27 Fair value measurement continued**

All assets and liabilities for which fair value is measured or disclosed in the financial statements are categorised within the fair value hierarchy, described as follows, based on the lowest level input that is significant to the fair value measurement as a whole:

- Level 1—Quoted (unadjusted) market prices in active markets for identical assets or liabilities
- Level 2—Valuation techniques for which the lowest level input that is significant to the fair value measurement is directly or indirectly observable
- Level 3—Valuation techniques for which the lowest level input that is significant to the fair value measurement is unobservable

For assets and liabilities that are recognised in the financial statements on a recurring basis, the reporting unit determines whether transfers have occurred between Levels in the hierarchy by re-assessing categorisation (based on the lowest level input that is significant to the fair value measurement as a whole) at the end of each reporting period.

External valuers are involved for valuation of significant assets, such as land and buildings and investment properties. Selection criteria include market knowledge, reputation, independence and whether professional standards are maintained. For the purpose of fair value disclosures, the reporting unit has determined classes of assets and liabilities on the basis of the nature, characteristics and risks of the asset or liability and the level of the fair value hierarchy.

**1.28 Financial Support**

Communications, electrical, electronic, energy, information, postal, plumbing and allied services union of Australia, communications division, telecommunications and services branch (Victoria) did not receive or offer financial support from/to another reporting unit during the financial year.

**Note 2 Events after the reporting period**

There were no events that occurred after 31 March 2015, and/or prior to the signing of the financial statements, that would affect the ongoing structure and financial activities of reporting unit.

**COMMUNICATIONS, ELECTRICAL, ELECTRONIC, ENERGY, INFORMATION, POSTAL, PLUMBING  
AND ALLIED SERVICES UNION OF AUSTRALIA, COMMUNICATIONS DIVISION,  
TELECOMMUNICATIONS AND SERVICES BRANCH (VICTORIA)  
ABN 13 511 341 559**

**NOTES TO THE FINANCIAL STATEMENTS  
FOR THE YEAR ENDED 31 MARCH 2015**

	2015	2014
	\$	\$
<b>Note 3     Income</b>		
<b>Note 3A: Capitation fees</b>		
CEPU Divisional Conference	-	-
CEPU National Council	-	-
<b>Total capitation fees</b>	-	-
 <b>Note 3B: Levies</b>		
Levies	-	-
<b>Total levies</b>	-	-
 <b>Note 3C: Interest</b>		
Deposits	4,318	7,627
Loans	-	-
<b>Total interest</b>	4,318	7,627
 <b>Note 3D: Rental revenue</b>		
Properties	-	-
Other	-	-
<b>Total rental revenue</b>	-	-
 <b>Note 3E: Grants or donations</b>		
Grants	-	-
Donations	-	-
<b>Total grants or donations</b>	-	-
 <b>Note 3F: Net gains from sale of assets</b>		
Land and buildings	-	-
Plant and equipment	2,813	-
Intangibles	-	-
Investments	737	1,467
<b>Total net gain from sale of assets</b>	3,550	1,467

**COMMUNICATIONS, ELECTRICAL, ELECTRONIC, ENERGY, INFORMATION, POSTAL, PLUMBING  
AND ALLIED SERVICES UNION OF AUSTRALIA, COMMUNICATIONS DIVISION,  
TELECOMMUNICATIONS AND SERVICES BRANCH (VICTORIA)  
ABN 13 511 341 559**

**NOTES TO THE FINANCIAL STATEMENTS  
FOR THE YEAR ENDED 31 MARCH 2015**

	2015	2014
	\$	\$
<b>Note 4 Expenses</b>		
<b>Note 4A: Employee expenses</b>		
<b>Holders of office:</b>		
Wages and salaries	238,759	183,576
Superannuation	34,369	28,179
Leave and other entitlements	(17,738)	16,815
Separation and redundancies	-	-
Other employee expenses	14,602	13,511
<b>Subtotal employee expenses holders of office</b>	<b>269,992</b>	<b>242,081</b>
<b>Employees other than office holders:</b>		
Wages and salaries	130,207	192,495
Superannuation	16,274	22,985
Leave and other entitlements	5,749	24,095
Separation and redundancies	-	-
Other employee expenses	7,523	12,379
<b>Subtotal employee expenses employees other than office holders</b>	<b>159,753</b>	<b>251,954</b>
<b>Total employee expenses</b>	<b>429,745</b>	<b>494,035</b>
 <b>Note 4B: Capitation fees</b>		
CEPU Divisional Conference	189,579	198,336
CEPU National Council	1,096	2,100
<b>Total capitation fees</b>	<b>190,675</b>	<b>200,436</b>
 <b>Note 4C: Affiliation fees</b>		
Ballarat Trades Hall Council	750	937
Bendigo Trades Hall Council	119	90
Geelong Trades Hall Council	318	308
Miscellaneous	508	1,725
Victorian Trades Hall Council	2,420	2,291
<b>Total affiliation fees/subscriptions</b>	<b>4,115</b>	<b>5,351</b>



**COMMUNICATIONS, ELECTRICAL, ELECTRONIC, ENERGY, INFORMATION, POSTAL, PLUMBING  
AND ALLIED SERVICES UNION OF AUSTRALIA, COMMUNICATIONS DIVISION,  
TELECOMMUNICATIONS AND SERVICES BRANCH (VICTORIA)  
ABN 13 511 341 559**

**NOTES TO THE FINANCIAL STATEMENTS  
FOR THE YEAR ENDED 31 MARCH 2015**

	2015	2014
	\$	\$
<b>Note 4D: Administration expenses</b>		
Consideration to employers for payroll deductions	-	-
Compulsory levies	-	-
Fees/allowances - meeting and conferences	-	-
Conference and meeting expenses	2,916	2,036
Contractors/consultants	48,709	5,012
Property expenses	23,427	31,160
Office expenses	80,347	60,264
Information communications technology	371	(810)
Other	66,660	59,762
<b>Subtotal administration expense</b>	<b>222,430</b>	<b>157,424</b>
Operating lease rentals:		
Minimum lease payments	18,242	18,883
<b>Total administration expenses</b>	<b>240,672</b>	<b>176,307</b>
 <b>Note 4E: Grants or donations</b>		
Grants:		
Total paid that were \$1,000 or less	-	-
Total paid that exceeded \$1,000	-	-
Donations:		
Total paid that were \$1,000 or less	300	-
Total paid that exceeded \$1,000	-	-
<b>Total grants or donations</b>	<b>300</b>	<b>-</b>
 <b>Note 4F: Depreciation and amortisation</b>		
Depreciation		
Land & buildings	-	-
Property, plant and equipment	8,278	4,338
<b>Total depreciation</b>	<b>8,278</b>	<b>4,338</b>
Amortisation		
Intangibles	1,706	2,625
<b>Total amortisation</b>	<b>1,706</b>	<b>2,625</b>
<b>Total depreciation and amortisation</b>	<b>9,984</b>	<b>6,963</b>

**COMMUNICATIONS, ELECTRICAL, ELECTRONIC, ENERGY, INFORMATION, POSTAL, PLUMBING  
AND ALLIED SERVICES UNION OF AUSTRALIA, COMMUNICATIONS DIVISION,  
TELECOMMUNICATIONS AND SERVICES BRANCH (VICTORIA)  
ABN 13 511 341 559**

**NOTES TO THE FINANCIAL STATEMENTS  
FOR THE YEAR ENDED 31 MARCH 2015**

	2015	2014
	\$	\$
<b>Note 4G: Finance costs</b>		
Finance leases	-	-
Overdrafts/loans	-	-
Unwinding of discount	-	-
<b>Total finance costs</b>	-	-
 <b>Note 4H: Legal costs</b>		
Litigation	-	-
Other legal matters	42,866	44,094
<b>Total legal costs</b>	42,866	44,094
 <b>Note 4I: Write-down and impairment of assets</b>		
Asset write-downs and impairments of:		
Land and buildings	-	-
Plant and equipment	-	-
Intangible assets	-	-
Other – receivables for CEPU Divisional Conference	(6,203)	(1,514)
<b>Total write-down and impairment of assets</b>	(6,203)	(1,514)
 <b>Note 4J: Net losses from sale of assets</b>		
Land and buildings	-	-
Plant and equipment	-	-
Intangibles	-	-
<b>Total net losses from asset sales</b>	-	-
 <b>Note 4K: Other expenses</b>		
Penalties - via RO Act or RO Regulations	-	-
Computer expenses	4,589	4,399
<b>Total other expenses</b>	4,589	4,399

**COMMUNICATIONS, ELECTRICAL, ELECTRONIC, ENERGY, INFORMATION, POSTAL, PLUMBING  
AND ALLIED SERVICES UNION OF AUSTRALIA, COMMUNICATIONS DIVISION,  
TELECOMMUNICATIONS AND SERVICES BRANCH (VICTORIA)  
ABN 13 511 341 559**

**NOTES TO THE FINANCIAL STATEMENTS  
FOR THE YEAR ENDED 31 MARCH 2015**

	<b>2015</b>	<b>2014</b>
	<b>\$</b>	<b>\$</b>
<b>Note 5      Current assets</b>		
<b>Note 5A: Cash and cash equivalents</b>		
Cash at bank	<b>92,928</b>	153,698
Cash on hand	-	-
Short term deposits	-	24,678
Other – cash management account	<b>35,664</b>	60,517
<b>Total cash and cash equivalents</b>	<b>128,592</b>	<b>238,893</b>
<b>Note 5B: Trade and other receivables</b>		
<b>Receivables</b>		
Trade receivables - CEPU Divisional Conference	<b>1,785</b>	4,762
Members' dues in arrears	<b>17,370</b>	25,720
Sundry debtors	<b>1,222</b>	985
<b>Total receivables</b>	<b>20,377</b>	<b>31,467</b>
<b>Less provision for doubtful debts</b>		
Trade receivables provision for impairment - CEPU Divisional Conference	-	-
Members' dues in arrears-provision for impairment	<b>(7,549)</b>	(13,752)
<b>Total provision for doubtful debts</b>	<b>(7,549)</b>	(13,752)
<b>Receivable</b>	<b>12,828</b>	<b>17,715</b>
<b>Other receivables:</b>		
Other receivables	-	-
Sundry receivables	-	-
<b>Total other receivables</b>	<b>-</b>	<b>-</b>
<b>Total trade and other receivables (net)</b>	<b>12,828</b>	<b>17,715</b>

**COMMUNICATIONS, ELECTRICAL, ELECTRONIC, ENERGY, INFORMATION, POSTAL, PLUMBING  
AND ALLIED SERVICES UNION OF AUSTRALIA, COMMUNICATIONS DIVISION,  
TELECOMMUNICATIONS AND SERVICES BRANCH (VICTORIA)  
ABN 13 511 341 559**

**NOTES TO THE FINANCIAL STATEMENTS  
FOR THE YEAR ENDED 31 MARCH 2015**

	2015	2014
	\$	\$
<b>Note 5C: Other current assets</b>		
Prepayments	4,234	6,427
<b>Total other current assets</b>	4,234	6,427

**Note 6 Non-current assets**

**Note 6A: Land and buildings**

Land and buildings:

fair value	-	-
accumulated depreciation	-	-
<b>Total land and buildings</b>	-	-

**Reconciliation of the opening and closing balances of land and buildings**

**As at 1 April**

Gross book value	-	-
Accumulated depreciation and impairment	-	-
<b>Net book value 1 April</b>	-	-

Additions:

By purchase	-	-
From acquisition of entities (including restructuring)	-	-
Revaluations	-	-
Impairments	-	-
Depreciation expense	-	-
Other movement	-	-
Disposals:		
From disposal of entities (including restructuring)	-	-
Other	-	-
<b>Net book value 31 March</b>	-	-

**Net book value as of 31 March represented by:**

Gross book value	-	-
Accumulated depreciation and impairment	-	-
<b>Net book value 31 March</b>	-	-

If land and buildings were measured using the cost model, the carrying amounts would be as follows:

	2015	2014
	\$	\$
Cost	-	-
Accumulated depreciation and impairment	-	-
Net carrying amount	-	-

**COMMUNICATIONS, ELECTRICAL, ELECTRONIC, ENERGY, INFORMATION, POSTAL, PLUMBING  
AND ALLIED SERVICES UNION OF AUSTRALIA, COMMUNICATIONS DIVISION,  
TELECOMMUNICATIONS AND SERVICES BRANCH (VICTORIA)  
ABN 13 511 341 559**

**NOTES TO THE FINANCIAL STATEMENTS  
FOR THE YEAR ENDED 31 MARCH 2015**

	2015	2014
	\$	\$
<b>Note 6B: Plant and equipment</b>		
<b>Plant and equipment:</b>		
Office equipment		
at cost	91,784	86,153
accumulated depreciation	(76,939)	(74,137)
	14,845	12,016
Motor vehicles		
at cost	19,891	11,716
accumulated depreciation	(4,444)	(8,751)
	15,447	2,965
Leasehold improvements		
at cost	8,950	8,950
accumulated depreciation	(2,802)	(1,012)
	6,148	7,938
<b>Total plant and equipment</b>	<b>36,440</b>	<b>22,919</b>
<b>Reconciliation of the opening and closing balances of plant and equipment</b>		
<b>As at 1 April</b>		
Gross book value	106,819	105,537
Accumulated depreciation and impairment	(83,900)	(88,007)
<b>Net book value 1 April</b>	<b>22,919</b>	<b>17,530</b>
Additions:		
By purchase	22,986	10,186
From acquisition of entities (including restructuring)	-	-
Impairments	-	-
Depreciation expense	(8,278)	(4,338)
Other movement	-	-
Disposals:	(1,187)	(459)
From disposal of entities (including restructuring)	-	-
Other	-	-
<b>Net book value 31 March</b>	<b>36,440</b>	<b>22,919</b>
<b>Net book value as of 31 March represented by:</b>		
Gross book value	120,625	106,819
Accumulated depreciation and impairment	(84,185)	(83,900)
<b>Net book value 31 March</b>	<b>36,440</b>	<b>22,919</b>

**COMMUNICATIONS, ELECTRICAL, ELECTRONIC, ENERGY, INFORMATION, POSTAL, PLUMBING  
AND ALLIED SERVICES UNION OF AUSTRALIA, COMMUNICATIONS DIVISION,  
TELECOMMUNICATIONS AND SERVICES BRANCH (VICTORIA)  
ABN 13 511 341 559**

**NOTES TO THE FINANCIAL STATEMENTS  
FOR THE YEAR ENDED 31 MARCH 2015**

	2015	2014
	\$	\$
<b>Note 6C: Investment property</b>		
Opening balance as at 1 April 2014	-	-
Additions	-	-
Net gain from fair value adjustment	-	-
<b>Closing balance as at 31 March 2015</b>	-	-
<b>Note 6D: Intangibles</b>		
Computer website at cost:		
internally developed	-	-
Purchased	9,540	9,540
accumulated amortisation	(6,371)	(4,665)
<b>Total intangibles</b>	3,169	4,875
<b>Reconciliation of the opening and closing balances of intangibles</b>		
<b>As at 1 April</b>		
Gross book value	9,540	9,540
Accumulated amortisation and impairment	(4,665)	(2,040)
<b>Net book value 1 April</b>	4,875	7,500
Additions:		
By purchase	-	-
From acquisition of entities (including restructuring)	-	-
Impairments	-	-
Amortisation	(1,706)	(2,625)
Other movements [give details below]	-	-
Disposals:		
From disposal of entities (including restructuring)	-	-
Other	-	-
<b>Net book value 31 March</b>	3,169	4,875
<b>Net book value as of 31 March represented by:</b>		
Gross book value	9,540	9,540
Accumulated amortisation and impairment	(6,371)	(4,665)
<b>Net book value 31 March</b>	3,169	4,875
<b>Note 6E: Investments in associates</b>		
<b>Investments in associates:</b>		
Associates	-	-
<b>Total equity accounted investments</b>	-	-

**COMMUNICATIONS, ELECTRICAL, ELECTRONIC, ENERGY, INFORMATION, POSTAL, PLUMBING  
AND ALLIED SERVICES UNION OF AUSTRALIA, COMMUNICATIONS DIVISION,  
TELECOMMUNICATIONS AND SERVICES BRANCH (VICTORIA)  
ABN 13 511 341 559**

**NOTES TO THE FINANCIAL STATEMENTS  
FOR THE YEAR ENDED 31 MARCH 2015**

	2015	2014
	\$	\$
<b>Note 6F: Other investments</b>		
Financial assets		
Unlisted Investments at cost:		
3CR	500	500
International Bookshop Co-Op	100	100
<b>Total unlisted Investments at cost:</b>	<b>600</b>	<b>600</b>
Available for sale financial assets:		
Shares in Telstra at cost	746	746
Investment in managed funds at fair value	701,371	623,740
<b>Total available for sale financial assets</b>	<b>702,117</b>	<b>624,486</b>
<b>Total other investments</b>	<b>702,717</b>	<b>625,086</b>
<b>Note 6G: Other non-current assets</b>		
Prepayments	-	-
Other	-	-
<b>Total other non-financial assets</b>	<b>-</b>	<b>-</b>
<b>Note 7 Current liabilities</b>		
<b>Note 7A: Trade payables</b>		
Trade creditors and accruals	26,240	38,848
Operating lease rentals	-	-
<b>Subtotal trade creditors</b>	<b>26,240</b>	<b>38,848</b>
<b>Payables to other reporting unit[s]</b>		
CEPU Divisional Conference	66,742	67,384
<b>Subtotal payables to other reporting unit[s]</b>	<b>66,742</b>	<b>67,384</b>
<b>Total trade payables</b>	<b>92,982</b>	<b>106,232</b>
Settlement is usually made within 30 days.		

**COMMUNICATIONS, ELECTRICAL, ELECTRONIC, ENERGY, INFORMATION, POSTAL, PLUMBING  
AND ALLIED SERVICES UNION OF AUSTRALIA, COMMUNICATIONS DIVISION,  
TELECOMMUNICATIONS AND SERVICES BRANCH (VICTORIA)  
ABN 13 511 341 559**

**NOTES TO THE FINANCIAL STATEMENTS  
FOR THE YEAR ENDED 31 MARCH 2015**

	<b>2015</b>	<b>2014</b>
	<b>\$</b>	<b>\$</b>
<b>Note 7B: Other payables</b>		
Wages and salaries	-	-
Superannuation	-	-
Consideration to employers for payroll deductions	-	-
Legal costs	-	-
Prepayments received/unearned revenue	<b>50,480</b>	51,325
GST payable	<b>3,611</b>	(3,998)
Other	<b>2,420</b>	6,300
<b>Total other payables</b>	<b><u>56,511</u></b>	<u>53,627</u>
Total other payables are expected to be settled in:		
No more than 12 months	<b>56,511</b>	53,627
More than 12 months	-	-
<b>Total other payables</b>	<b><u>56,511</u></b>	<u>53,627</u>
<b>Note 8 Provisions</b>		
<b>Note 8A: Employee provisions</b>		
<b>Office Holders:</b>		
Annual leave	<b>51,941</b>	53,290
Long service leave	<b>72,219</b>	60,571
Separations and redundancies	-	-
Other	-	-
<b>Subtotal employee provisions—office holders</b>	<b><u>124,160</u></b>	<u>113,861</u>
<b>Employees other than office holders:</b>		
Annual leave	<b>48,312</b>	61,889
Long service leave	<b>64,906</b>	73,617
Separations and redundancies	-	-
Other	-	-
<b>Subtotal employee provisions—employees other than office holders</b>	<b><u>113,218</u></b>	<u>135,506</u>
<b>Total employee provisions</b>	<b><u>237,378</u></b>	<u>249,367</u>
Current	<b>237,378</b>	249,367
Non Current	-	-
<b>Total employee provisions</b>	<b><u>237,378</u></b>	<u>249,367</u>



**COMMUNICATIONS, ELECTRICAL, ELECTRONIC, ENERGY, INFORMATION, POSTAL, PLUMBING  
AND ALLIED SERVICES UNION OF AUSTRALIA, COMMUNICATIONS DIVISION,  
TELECOMMUNICATIONS AND SERVICES BRANCH (VICTORIA)  
ABN 13 511 341 559**

**NOTES TO THE FINANCIAL STATEMENTS  
FOR THE YEAR ENDED 31 MARCH 2015**

	2015	2014
	\$	\$
<b>Note 9      Non-current liabilities</b>		
<b>Note 9A: Other non-current liabilities</b>		
Other non-current liabilities	-	-
<b>Total other non-current liabilities</b>	<u>-</u>	<u>-</u>
<b>Note 10      Equity</b>		
<b>Note 10A: Financial Reserve</b>		
Financial reserves		
<b>Balance as at start of year</b>	14,923	1,615
Transferred to reserve	45,524	13,308
Transferred out of reserve	553	-
<b>Balance as at end of year</b>	<u>61,000</u>	<u>14,923</u>
Reserves		
<b>Balance as at start of year</b>	-	-
Transferred to reserve	-	-
Transferred out of reserve	-	-
<b>Balance as at end of year</b>	<u>-</u>	<u>-</u>
<b>Total Reserves</b>	<u>61,000</u>	<u>14,923</u>

**COMMUNICATIONS, ELECTRICAL, ELECTRONIC, ENERGY, INFORMATION, POSTAL, PLUMBING  
AND ALLIED SERVICES UNION OF AUSTRALIA, COMMUNICATIONS DIVISION,  
TELECOMMUNICATIONS AND SERVICES BRANCH (VICTORIA)  
ABN 13 511 341 559**

**NOTES TO THE FINANCIAL STATEMENTS  
FOR THE YEAR ENDED 31 MARCH 2015**

	<b>2015</b>	<b>2014</b>
	<b>\$</b>	<b>\$</b>
<b>Note 11 Cash flow</b>		
<b>Note 11A: Cash flow reconciliation</b>		
<b>Cash and cash equivalents as per:</b>		
Cash flow statement	128,592	238,893
Balance sheet	128,592	238,893
<b>Difference</b>	<u>-</u>	<u>-</u>
<b>Reconciliation of profit/(deficit) to net cash from operating activities:</b>		
Profit/(deficit) for the year	(51,104)	(39,874)
<b>Adjustments for non-cash items</b>		
Depreciation/amortisation	9,984	6,963
Net write-down of non-financial assets	-	459
Fair value movements in investment property	-	-
Gain on disposal of assets	(3,550)	(1,467)
Bad and doubtful debts	(6,203)	(1,513)
<b>Changes in assets/liabilities</b>		
(Increase)/decrease in net receivables	11,090	22,944
(Increase)/decrease in prepayments	2,193	1,774
Increase/(decrease) in supplier payables	(10,366)	310
Increase/(decrease) in other payables	-	-
Increase/(decrease) in employee provisions	(11,989)	40,910
Increase/(decrease) in other provisions	-	-
<b>Net cash from (used by) operating activities</b>	<u>(59,945)</u>	<u>30,506</u>
<b>Note 11B: Cash flow information</b>		
<b>Cash inflows</b>		
CEPU T&S	7,093	-
<b>Total cash inflows</b>	<u>7,093</u>	<u>-</u>
<b>Cash outflows</b>		
CEPU Divisional conference	(208,537)	(218,170)
CEPU National Council	(1,206)	(2,310)
<b>Total cash outflows</b>	<u>(209,743)</u>	<u>(220,480)</u>

**COMMUNICATIONS, ELECTRICAL, ELECTRONIC, ENERGY, INFORMATION, POSTAL, PLUMBING  
AND ALLIED SERVICES UNION OF AUSTRALIA, COMMUNICATIONS DIVISION,  
TELECOMMUNICATIONS AND SERVICES BRANCH (VICTORIA)  
ABN 13 511 341 559**

**NOTES TO THE FINANCIAL STATEMENTS  
FOR THE YEAR ENDED 31 MARCH 2015**

	2015	2014
	\$	\$

**Note 12 Contingent liabilities, assets and commitments**

**Note 12A: Commitments and contingencies**

Details of the nature of the leases and the average remaining term

Future minimum rentals payable under non-cancellable operating leases as at 31 March are as follows:

Within one year	14,640	14,640
After one year but not more than five years	16,885	31,525
More than five years	-	-
	<b>31,525</b>	<b>46,165</b>
Within one year	-	-
After one year but not more than five years	-	-
After five years	-	-
	-	-

**Finance lease commitments—as lessee**

Within one year	-	-
After one year but not more than five years	-	-
More than five years	-	-
<b>Total minimum lease payments</b>	<b>-</b>	<b>-</b>
Less amounts representing finance charges	-	-
<b>Present value of minimum lease payments</b>	<b>-</b>	<b>-</b>

Included in the financial statements as:		
Current interest-bearing loans and borrowings	-	-
Non-current interest-bearing loans and borrowings	-	-
<b>Total included in interest-bearing loans and borrowings</b>	<b>-</b>	<b>-</b>

**COMMUNICATIONS, ELECTRICAL, ELECTRONIC, ENERGY, INFORMATION, POSTAL, PLUMBING  
AND ALLIED SERVICES UNION OF AUSTRALIA, COMMUNICATIONS DIVISION,  
TELECOMMUNICATIONS AND SERVICES BRANCH (VICTORIA)  
ABN 13 511 341 559**

**NOTES TO THE FINANCIAL STATEMENTS  
FOR THE YEAR ENDED 31 MARCH 2015**

	<b>2015</b>	<b>2014</b>
	<b>\$</b>	<b>\$</b>
<b>Note 12A: Commitments and contingencies (continued)</b>		
<b>Finance leases—lessor</b>		
Minimum lease payments	-	-
Unguaranteed residual value	-	-
Gross investment	-	-
Unearned finance income	-	-
<b>Net investment (present value of the minimum lease payments)</b>	-	-
Gross amount of minimum lease payments:		
Within one year	-	-
After one year but not more than five years	-	-
More than five years	-	-
<b>Total gross amount of minimum lease payments</b>	-	-
Present value of minimum lease payments:		
Within one year	-	-
After one year but not more than five years	-	-
More than five years	-	-
<b>Total present value of minimum lease payments</b>	-	-

**COMMUNICATIONS, ELECTRICAL, ELECTRONIC, ENERGY, INFORMATION, POSTAL, PLUMBING  
AND ALLIED SERVICES UNION OF AUSTRALIA, COMMUNICATIONS DIVISION,  
TELECOMMUNICATIONS AND SERVICES BRANCH (VICTORIA)  
ABN 13 511 341 559**

**NOTES TO THE FINANCIAL STATEMENTS  
FOR THE YEAR ENDED 31 MARCH 2015**

	2015	2014
	\$	\$
<b>Note 13    Related party disclosures</b>		

**Note 13A: Related party transactions for the reporting period**

[List all related party transactions including the nature of the related party relationship, information about those transactions, terms and conditions, amount of the transaction and outstanding balances including commitments.]

The following table provides the total amount of transactions that have been entered into with related parties for the relevant year.

**Revenue received from related party includes the following:**

CEPU T&S insurance reimbursement	6,528	-
CEPU T&S printing reimbursement	36	-

**Expenses paid to related party includes the following:**

CEPU Divisional Conference	189,579	198,336
CEPU National Council	1,096	2,100

**Amounts owed by related party include the following:**

CEPU Divisional Conference	1,785	4,762
----------------------------	-------	-------

**Amounts owed to related party include the following:**

CEPU Divisional Conference	76,111	67,384
----------------------------	--------	--------

**Loans from/to related party includes the following:**

NA	-	-
----	---	---

**Assets transferred from/to related party includes the following:**

NA	-	-
----	---	---

**Terms and conditions of transactions with related parties**

The sales to and purchases from related parties are made on terms equivalent to those that prevail in arm's length transactions. Outstanding balances for sales and purchases at the yearend are unsecured and interest free and settlement occurs in cash. There have been no guarantees provided or received for any related party receivables or payables. For the year ended 31 March 2015, the reporting unit has not recorded any impairment of receivables relating to amounts owed by related parties and declared person or body (2014: \$Nil). This assessment is undertaken each financial year through examining the financial position of the related party and the market in which the related party operates.

No loans were provided throughout the year.

No property was transferred throughout the year.

**COMMUNICATIONS, ELECTRICAL, ELECTRONIC, ENERGY, INFORMATION, POSTAL, PLUMBING  
AND ALLIED SERVICES UNION OF AUSTRALIA, COMMUNICATIONS DIVISION,  
TELECOMMUNICATIONS AND SERVICES BRANCH (VICTORIA)  
ABN 13 511 341 559**

**NOTES TO THE FINANCIAL STATEMENTS  
FOR THE YEAR ENDED 31 MARCH 2015**

**Note 13B: Key management personnel remuneration for the reporting period**

2015	Christopher John Ellery	Leonard Cooper	Susan Riley	Total
<b>Short-term employee benefits</b>				
Salary	97,100	68,288	73,371	238,759
Annual leave accrued	9,213	4,185	5,390	18,788
Annual leave utilised	(5,206)	(24,877)	(4,715)	(34,798)
Performance bonus	-	-	-	-
Other	-	-	-	-
<b>Total short-term employee benefits</b>	<b>101,107</b>	<b>47,596</b>	<b>74,046</b>	<b>222,749</b>
<b>Post-employment benefits:</b>				
Superannuation	15,954	8,877	9,538	34,369
<b>Total post-employment benefits</b>	<b>15,954</b>	<b>8,877</b>	<b>9,538</b>	<b>34,369</b>
<b>Other long-term benefits:</b>				
Long service leave accrued	4,914	(4,292)	2,313	2,935
Long-service leave taken	-	(4,663)	-	(4,663)
<b>Total other long-term benefits</b>	<b>4,914</b>	<b>(8,955)</b>	<b>2,313</b>	<b>(1,728)</b>
<b>Termination benefits</b>	-	-	-	-
<b>Total</b>	<b>122,529</b>	<b>86,132</b>	<b>88,453</b>	<b>297,114</b>
<b>2014</b>				
	Christopher John Ellery	Leonard Cooper	Susan Riley	Total
<b>Short-term employee benefits</b>				
Salary (including annual leave taken)	90,663	92,913	-	183,576
Annual leave accrued	10,697	11,661	-	22,358
Annual leave utilised	(1,219)	(10,631)	-	(11,850)
Performance bonus	-	-	-	-
Other	-	-	-	-
<b>Total short-term employee benefits</b>	<b>100,141</b>	<b>93,943</b>	<b>-</b>	<b>194,084</b>
<b>Post-employment benefits:</b>				
Superannuation	15,279	12,900	-	28,179
<b>Total post-employment benefits</b>	<b>15,279</b>	<b>12,900</b>	<b>-</b>	<b>28,179</b>
<b>Other long-term benefits:</b>				
Long service leave accrued	2,741	3,566	-	6,307
Long-service leave taken	-	-	-	-
<b>Total other long-term benefits</b>	<b>2,741</b>	<b>3,566</b>	<b>-</b>	<b>6,307</b>
<b>Termination benefits</b>	-	-	-	-
<b>Total</b>	<b>114,503</b>	<b>115,146</b>	<b>-</b>	<b>229,649</b>

**COMMUNICATIONS, ELECTRICAL, ELECTRONIC, ENERGY, INFORMATION, POSTAL, PLUMBING  
AND ALLIED SERVICES UNION OF AUSTRALIA, COMMUNICATIONS DIVISION,  
TELECOMMUNICATIONS AND SERVICES BRANCH (VICTORIA)  
ABN 13 511 341 559**

**NOTES TO THE FINANCIAL STATEMENTS  
FOR THE YEAR ENDED 31 MARCH 2015**

	2015	2014
	\$	\$
<b>Note 13C: Transactions with key management personnel and their close family members</b>		
<b>Loans to/from key management personnel</b>		
NA	-	-
<b>Other transactions with key management personnel</b>		
NA	-	-
<b>Note 14 Remuneration of auditors</b>		
<b>Value of the services provided</b>		
Financial statement audit services	12,500	12,150
Other services – Financial statements and FBT preparation	3,600	3,400
<b>Total remuneration of auditors</b>	<b>16,100</b>	<b>15,550</b>

No other services were provided by the auditors of the financial statements.

**Note 15 Financial instruments**

The entity's financial instruments consist mainly of deposits with banks, investments, accounts receivable and accounts payable.

The totals for each category of financial instruments, measured in accordance with AASB 139 as detailed in the accounting policies to these financial statements, are as follows:

**COMMUNICATIONS, ELECTRICAL, ELECTRONIC, ENERGY, INFORMATION, POSTAL, PLUMBING  
AND ALLIED SERVICES UNION OF AUSTRALIA, COMMUNICATIONS DIVISION,  
TELECOMMUNICATIONS AND SERVICES BRANCH (VICTORIA)  
ABN 13 511 341 559**

**NOTES TO THE FINANCIAL STATEMENTS  
FOR THE YEAR ENDED 31 MARCH 2015**

	<b>2015</b>	<b>2014</b>
	<b>\$</b>	<b>\$</b>
<b>Note 15A: Categories of financial instruments</b>		
<b>Financial assets</b>		
Fair value through profit or loss:		
NA	-	-
<b>Total</b>	-	-
Held-to-maturity investments:		
Cash and cash equivalents	128,592	238,893
<b>Total</b>	128,592	238,893
Available-for-sale assets:		
Investments at fair value	702,117	624,486
Unlisted investments as cost	600	600
<b>Total</b>	702,717	625,086
Loans and receivables:		
Trade receivables	12,828	17,715
<b>Total</b>	12,828	17,715
<b>Carrying amount of financial assets</b>	844,137	881,694
<b>Financial liabilities</b>		
Fair value through profit or loss:		
NA	-	-
<b>Total</b>	-	-
Other financial liabilities:		
Trade and other payables	149,493	159,859
<b>Total</b>	149,493	159,859
<b>Carrying amount of financial liabilities</b>	149,493	159,859



**COMMUNICATIONS, ELECTRICAL, ELECTRONIC, ENERGY, INFORMATION, POSTAL, PLUMBING  
AND ALLIED SERVICES UNION OF AUSTRALIA, COMMUNICATIONS DIVISION,  
TELECOMMUNICATIONS AND SERVICES BRANCH (VICTORIA)  
ABN 13 511 341 559**

**NOTES TO THE FINANCIAL STATEMENTS  
FOR THE YEAR ENDED 31 MARCH 2015**

	2015	2014
	\$	\$
<b>Note 15B: Net income and expense from financial assets</b>		
<b>Held-to-maturity</b>		
Interest revenue	816	2,905
Exchange gains/(loss)	-	-
Impairment	-	-
Gain/loss on disposal	-	-
<b>Net gain/(loss) held-to-maturity</b>	<b>816</b>	<b>2,905</b>
<b>Loans and receivables</b>		
Interest revenue	-	-
Exchange gains/(loss)	-	-
Impairment	-	-
Gain/loss on disposal	-	-
<b>Net gain/(loss) from loans and receivables</b>	<b>-</b>	<b>-</b>
<b>Available for sale</b>		
Interest revenue	3,502	4,721
Dividend revenue	21,978	(6,789)
Exchange gains/(loss)	-	-
Gain/loss recognised in equity	45,524	13,308
Amounts reversed from equity:		
Impairment	-	-
Fair value changes reversed on disposal	533	-
Gain/loss on disposal	-	-
<b>Net gain/(loss) from available for sale</b>	<b>71,537</b>	<b>11,240</b>
<b>Fair value through profit and loss</b>		
<b>Held for trading:</b>		
Change in fair value	-	-
Interest revenue	-	-
Dividend revenue	-	-
Exchange gains/(loss)	-	-
<b>Total held for trading</b>	<b>-</b>	<b>-</b>
<b>Designated as fair value through profit and loss:</b>		
Change in fair value	-	-
Interest revenue	-	-
Dividend revenue	-	-
Exchange gains/(loss)	-	-
<b>Total designated as fair value through profit and loss</b>	<b>-</b>	<b>-</b>
<b>Net gain/(loss) at fair value through profit and loss</b>	<b>-</b>	<b>-</b>
<b>Net gain/(loss) from financial assets</b>	<b>72,353</b>	<b>14,145</b>

The net income/expense from financial assets not at fair value from profit and loss is \$72,353 (2014: \$14,145).

**COMMUNICATIONS, ELECTRICAL, ELECTRONIC, ENERGY, INFORMATION, POSTAL, PLUMBING  
AND ALLIED SERVICES UNION OF AUSTRALIA, COMMUNICATIONS DIVISION,  
TELECOMMUNICATIONS AND SERVICES BRANCH (VICTORIA)  
ABN 13 511 341 559**

**NOTES TO THE FINANCIAL STATEMENTS  
FOR THE YEAR ENDED 31 MARCH 2015**

	<b>2015</b>	<b>2014</b>
	<b>\$</b>	<b>\$</b>
<b>Note 15C: Net income and expense from financial liabilities</b>		
<b>At amortised cost</b>		
Interest expense	-	-
Exchange gains/(loss)	-	-
Gain/loss on disposal	-	-
<b>Net gain/(loss) financial liabilities - at amortised cost</b>	<b>-</b>	<b>-</b>
<b>Fair value through profit and loss</b>		
<b>Held for trading:</b>		
Change in fair value	-	-
Interest expense	-	-
Exchange gains/(loss)	-	-
<b>Total held for trading</b>	<b>-</b>	<b>-</b>
<b>Designated as fair value through profit and loss:</b>		
Change in fair value	-	-
Interest expense	-	-
<b>Total designated as fair value through profit and loss</b>	<b>-</b>	<b>-</b>
<b>Net gain/(loss) at fair value through profit and loss</b>	<b>-</b>	<b>-</b>
<b>Net gain/(loss) from financial liabilities</b>	<b>-</b>	<b>-</b>

The net income/expense from financial liabilities not at fair value from profit and loss is \$ Nil (2014:\$Nil).

**COMMUNICATIONS, ELECTRICAL, ELECTRONIC, ENERGY, INFORMATION, POSTAL, PLUMBING  
AND ALLIED SERVICES UNION OF AUSTRALIA, COMMUNICATIONS DIVISION,  
TELECOMMUNICATIONS AND SERVICES BRANCH (VICTORIA)  
ABN 13 511 341 559**

**NOTES TO THE FINANCIAL STATEMENTS  
FOR THE YEAR ENDED 31 MARCH 2015**

2015                      2014  
\$                              \$

**Note 15D: Credit risk**

Exposure to credit risk relating to financial assets arises from the potential non-performance by counterparties of contract obligations that could lead to a financial loss to the entity.

Credit risk is managed through maintaining procedures (such as the utilisation of systems for the approval, granting and removal of credit limits, regular monitoring of exposure against such limits and monitoring of the financial stability of significant customers and counterparties) ensuring, to the extent possible, that members and counterparties to transactions are of sound credit worthiness.

Risk is also minimised through investing surplus funds in financial institutions that maintain a high credit rating or in entities that the committee has otherwise cleared as being financially sound.

*Credit risk exposures*

The maximum exposure to credit risk by class of recognised financial assets at the end of the reporting period is equivalent to the carrying value and classification of those financial assets (net of any provisions) as presented in the statement of financial position.

There is no collateral held by the entity securing trade and other receivables.

The entity has no significant concentrations of credit risk with any single counterparty or group of counterparties. Details with respect to credit risk of trade and other receivables are provided in Note 5B.

Trade and other receivables that are neither past due nor impaired are considered to be of high credit quality. Aggregates of such amounts are detailed at Note 7A.

**The following table illustrates the entity's gross exposure to credit risk, excluding any collateral or credit enhancements.**

**Financial assets**

Trade and other receivables	12,828	17,715
Other investments	702,717	625,086
<b>Total</b>	<b>715,545</b>	<b>642,801</b>

**Financial liabilities**

Trade and other payables	149,493	159,859
<b>Total</b>	<b>149,493</b>	<b>159,859</b>

In relation to the entity's gross credit risk the following collateral is held:

**Credit quality of financial instruments not past due or individually determined as impaired**

	Not past due nor impaired	Past due or impaired	Not past due nor impaired	Past due or impaired
	2015	2015	2014	2014
	\$	\$	\$	\$
Class	-	-	-	-
<b>Total</b>	-	-	-	-

**COMMUNICATIONS, ELECTRICAL, ELECTRONIC, ENERGY, INFORMATION, POSTAL, PLUMBING  
AND ALLIED SERVICES UNION OF AUSTRALIA, COMMUNICATIONS DIVISION,  
TELECOMMUNICATIONS AND SERVICES BRANCH (VICTORIA)  
ABN 13 511 341 559**

**NOTES TO THE FINANCIAL STATEMENTS  
FOR THE YEAR ENDED 31 MARCH 2015**

**Note 15D: Credit risk continued**

**Ageing of financial assets that were past due but not impaired for 2015**

	0 to 30 days	31 to 60 days	61 to 90 days	90+ days	Total
	\$	\$	\$	\$	\$
Trade and other receivables	6,532	2,266	605	3,425	12,828
<b>Total</b>	<b>6,532</b>	<b>2,266</b>	<b>605</b>	<b>3,425</b>	<b>12,828</b>

**Ageing of financial assets that were past due but not impaired for 2014**

	0 to 30 days	31 to 60 days	61 to 90 days	90+ days	Total
	\$	\$	\$	\$	\$
Trade and other receivables	8,631	2,826	3,569	2,689	17,715
<b>Total</b>	<b>8,631</b>	<b>2,826</b>	<b>3,569</b>	<b>2,689</b>	<b>17,715</b>

**Note 15E: Liquidity risk**

Liquidity risk arises from the possibility that the entity might encounter difficulty in settling its debts or otherwise meeting its obligations related to financial liabilities. The entity manages this risk through the following mechanisms:

- preparing forward-looking cash flow analyses in relation to its operational, investing and financing activities;
- monitoring undrawn credit facilities;
- obtaining funding from a variety of sources;
- maintaining a reputable credit profile;
- managing credit risk related to financial assets;
- only investing surplus cash with major financial institutions; and
- comparing the maturity profile of financial liabilities with the realisation profile of financial assets.

Cash flows realised from financial assets reflect management's expectation as to the timing of realisation. Actual timing may therefore differ from that disclosed. The timings of cash flows presented in the table to settle financial liabilities reflect the earliest contractual settlement dates and do not reflect management's expectations that banking facilities will be rolled forward.

**Contractual maturities for financial liabilities 2015**

2015	On Demand	< 1 year \$	1– 2 years \$	2– 5 years \$	>5 years \$	Total \$
Trade and other payables	-	149,493	-	-	-	149,493
<b>Total</b>	<b>-</b>	<b>149,493</b>	<b>-</b>	<b>-</b>	<b>-</b>	<b>149,493</b>

2014	On Demand	< 1 year \$	1– 2 years \$	2– 5 years \$	>5 years \$	Total \$
Trade and other payables	-	159,859	-	-	-	159,859
<b>Total</b>	<b>-</b>	<b>159,859</b>	<b>-</b>	<b>-</b>	<b>-</b>	<b>159,859</b>

**COMMUNICATIONS, ELECTRICAL, ELECTRONIC, ENERGY, INFORMATION, POSTAL, PLUMBING  
AND ALLIED SERVICES UNION OF AUSTRALIA, COMMUNICATIONS DIVISION,  
TELECOMMUNICATIONS AND SERVICES BRANCH (VICTORIA)  
ABN 13 511 341 559**

**NOTES TO THE FINANCIAL STATEMENTS  
FOR THE YEAR ENDED 31 MARCH 2015**

**Note 15F: Market risk**

(i) Interest rate risk

Exposure to interest rate risk arises on financial assets and financial liabilities recognised at the end of the reporting period whereby a future change in interest rates will affect future cash flows.

**Sensitivity analysis of the risk that the entity is exposed to for 2015**

	Risk variable	Change in risk variable %	Effect on	
			Profit and loss	Equity
			\$	\$
Interest rate risk	128,592	+2%	2,572	2,572
Interest rate risk	128,592	-2%	(2,572)	(2,572)

Sensitivity analysis of the risk that the entity is exposed to for 2014

	Risk variable	Change in risk variable %	Effect on	
			Profit and loss	Equity
			\$	\$
Interest rate risk	238,893	+2%	4,778	4,778
Interest rate risk	238,893	-2%	(4,778)	(4,778)

Price risk

Price risk relates to the risk that the fair value or future cash flows of a financial instrument will fluctuate because of changes in market prices of securities held.

**COMMUNICATIONS, ELECTRICAL, ELECTRONIC, ENERGY, INFORMATION, POSTAL, PLUMBING  
AND ALLIED SERVICES UNION OF AUSTRALIA, COMMUNICATIONS DIVISION,  
TELECOMMUNICATIONS AND SERVICES BRANCH (VICTORIA)  
ABN 13 511 341 559**

**NOTES TO THE FINANCIAL STATEMENTS  
FOR THE YEAR ENDED 31 MARCH 2015**

**Note 15F: Market risk (continued)**

**Sensitivity analysis of the risk that the entity is exposed to for 2015**

	Risk variable	Change in risk variable %	Effect on	
			Profit and loss \$	Equity \$
Other price risk	702,717	+2%	14,054	14,054
Other price risk	702,717	-2%	(14,054)	(14,054)

Sensitivity analysis of the risk that the entity is exposed to for 2014

	Risk variable	Change in risk variable %	Effect on	
			Profit and loss \$	Equity \$
Other price risk	625,086	+2%	12,502	12,502
Other price risk	625,086	-2%	(12,502)	(12,502)

**Note 15G: Asset pledged/or held as collateral**

There were no assets pledged or held as collateral as at 31 March 2015 (2014: \$Nil).

**COMMUNICATIONS, ELECTRICAL, ELECTRONIC, ENERGY, INFORMATION, POSTAL, PLUMBING  
AND ALLIED SERVICES UNION OF AUSTRALIA, COMMUNICATIONS DIVISION,  
TELECOMMUNICATIONS AND SERVICES BRANCH (VICTORIA)  
ABN 13 511 341 559**

**NOTES TO THE FINANCIAL STATEMENTS  
FOR THE YEAR ENDED 31 MARCH 2015**

**Note 16 Fair value measurement**

**Note 16A: Financial assets and liabilities**

Management of the reporting unit assessed that [cash, trade receivables, trade payables, and other current liabilities] approximate their carrying amounts largely due to the short term maturities of these instruments.

The fair value of financial assets and liabilities is included at the amount which the instrument could be exchanged in a current transaction between willing parties. The following methods and assumptions were used to estimate the fair values:

- Fair values of the reporting unit's interest-bearing borrowings and loans are determined by using a discounted cash flow method. The discount rate used reflects the issuer's borrowing rate as at the end of the reporting period. The own performance risk as at 31 March 2015 was assessed to be insignificant.
- Fair value of available-for-sale financial assets is derived from quoted market prices in active markets.
- Long-term fixed-rate and variable-rate receivables/borrowings are evaluated by the reporting entity based on parameters such as interest rates and individual credit worthiness of the customer. Based on this evaluation, allowances are taken into account for the expected losses of these receivables. As at 31 March 2015 the carrying amounts of such receivables, net of allowances, were not materially different from their calculated fair values.

The following table contains the carrying amounts and related fair values for the reporting unit's financial assets and liabilities:

	<b>Carrying amount 2015 \$</b>	<b>Fair value 2015 \$</b>	<b>Carrying amount 2014 \$</b>	<b>Fair value 2014 \$</b>
<b>Financial Assets</b>				
Trade and other receivables	12,828	12,828	17,715	17,715
Other investments	702,717	702,717	625,086	625,086
<b>Total</b>	<b>715,545</b>	<b>715,545</b>	<b>642,801</b>	<b>642,801</b>
<b>Financial Liabilities</b>				
Trade and other payables	149,493	149,493	159,859	159,859
<b>Total</b>	<b>149,493</b>	<b>149,493</b>	<b>159,859</b>	<b>159,859</b>

**COMMUNICATIONS, ELECTRICAL, ELECTRONIC, ENERGY, INFORMATION, POSTAL, PLUMBING  
AND ALLIED SERVICES UNION OF AUSTRALIA, COMMUNICATIONS DIVISION,  
TELECOMMUNICATIONS AND SERVICES BRANCH (VICTORIA)  
ABN 13 511 341 559**

**NOTES TO THE FINANCIAL STATEMENTS  
FOR THE YEAR ENDED 31 MARCH 2015**

**Note 16B: Fair value hierarchy**

The following tables provide an analysis of financial and non financial assets and liabilities that are measured at fair value, by fair value hierarchy.

**Fair value hierarchy – 31 March 2015**

	Date of valuation	Level 1	Level 2	Level 3
<b>Assets measured at fair value</b>		<b>\$</b>	<b>\$</b>	<b>\$</b>
Other Investments	31 March 2015	702,717	-	-
<b>Total</b>		<b>702,717</b>	<b>-</b>	<b>-</b>
<hr/>				
<b>Liabilities measured at fair value</b>				
<b>Total</b>		-	-	-

**Fair value hierarchy – 31 March 2014**

	Date of valuation	Level 1	Level 2	Level 3
<b>Assets measured at fair value</b>		<b>\$</b>	<b>\$</b>	<b>\$</b>
Other Investments	31 March 2014	625,086	-	-
<b>Total</b>		<b>625,086</b>	<b>-</b>	<b>-</b>
<hr/>				
<b>Liabilities measured at fair value</b>				
<b>Total</b>		-	-	-

**Note 17: Business combinations  
Subsidiaries acquired**

	Name of entity	Principal activity	Date of acquisition	Proportion of shares acquired %	Consideration transferred
<b>2015:</b>		-	-	-	-
<b>2014:</b>		-	-	-	-



**COMMUNICATIONS, ELECTRICAL, ELECTRONIC, ENERGY, INFORMATION, POSTAL, PLUMBING  
AND ALLIED SERVICES UNION OF AUSTRALIA, COMMUNICATIONS DIVISION,  
TELECOMMUNICATIONS AND SERVICES BRANCH (VICTORIA)  
ABN 13 511 341 559**

**NOTES TO THE FINANCIAL STATEMENTS  
FOR THE YEAR ENDED 31 MARCH 2015**

	2015	2014
	\$	\$
<b>Note 18 Administration of financial affairs by a third party</b>		
<b>Name of entity providing service:</b>	-	-
<b>Terms and conditions:</b>	-	-
<b>Nature of expenses/consultancy service:</b>	-	-
<b>Detailed breakdown of revenues collected and/or expenses incurred</b>		
<b>Revenue</b>		
Membership subscription	-	-
Capitation fees	-	-
Levies	-	-
Interest	-	-
Rental revenue	-	-
Other revenue	-	-
Grants and/or donations	-	-
<b>Total revenue</b>	-	-
<b>Expenses</b>		
Employee expense	-	-
Capitation fees	-	-
Affiliation fees	-	-
Consideration to employers for payroll deductions	-	-
Compulsory levies	-	-
Fees/allowances - meeting and conferences	-	-
Conference and meeting expenses	-	-
Administration expenses	-	-
Grants or donations	-	-
Finance costs	-	-
Legal costs	-	-
Audit fees	-	-
Penalties - via RO Act or RO Regulations	-	-
Other expenses	-	-
<b>Total expenses</b>	-	-

NOTES TO THE FINANCIAL STATEMENTS  
FOR THE YEAR ENDED 31 MARCH 2015

**Note 19 Section 272 Fair Work (Registered Organisations) Act 2009**

In accordance with the requirements of the Fair Work (Registered Organisations) Act 2009, the attention of members is drawn to the provisions of subsections (1) to (3) of section 272, which reads as follows:

Information to be provided to members or General Manager:

- (1) A member of a reporting unit, or the General Manager, may apply to the reporting unit for specified prescribed information in relation to the reporting unit to be made available to the person making the application.
- (2) The application must be in writing and must specify the period within which, and the manner in which, the information is to be made available. The period must not be less than 14 days after the application is given to the reporting unit.
- (3) A reporting unit must comply with an application made under subsection (1).

**INDEPENDENT AUDITOR'S REPORT  
TO THE MEMBERS OF  
COMMUNICATIONS, ELECTRICAL, ELECTRONIC, ENERGY, INFORMATION, POSTAL, PLUMBING AND  
ALLIED SERVICES UNION OF AUSTRALIA, COMMUNICATIONS DIVISION, TELECOMMUNICATIONS  
AND SERVICES BRANCH (VICTORIA)**

**Report on the Financial Report**

We have audited the accompanying financial report of the Communications, Electrical, Electronic, Energy, Information, Postal, Plumbing and Allied Services Union of Australia, Communications Division, Telecommunications and Services Branch (Victoria), which comprises the statement of financial position as at 31 March 2015, the statement of profit or loss and other comprehensive income, the statement of changes in equity and the statement of cash flows for the year then ended, notes comprising a summary of significant accounting policies and other explanatory notes and the committee of management's declaration of the reporting entity for the financial year.

**Committee of Management's Responsibility for the Financial Report**

The reporting entity's committee of management is responsible for the preparation of the financial report that gives a true and fair view in accordance with Australian Accounting Standards and the Fair Work (Registered Organisations) Act 2009 and for such internal control as the committee of management determine is necessary to enable the preparation of the financial report that is free from material misstatement, whether due to fraud or error. In Note 1, the committee of management also state, in accordance with Accounting Standard AASB 101: Presentation of Financial Statements that the financial statements comply with International Financial Reporting Standards (IFRS).

**Auditor's Responsibility**

Our responsibility is to express an opinion on the financial report based on our audit. We conducted our audit in accordance with Australian Auditing Standards. Those standards require that we comply with relevant ethical requirements relating to audit engagements and plan and perform the audit to obtain reasonable assurance about whether the financial report is free from material misstatement.

An audit involves performing procedures to obtain audit evidence about the amounts and disclosures in the financial report. The procedures selected depend on the auditor's judgment, including the assessment of the risks of material misstatement of the financial report, whether due to fraud or error. In making those risk assessments, the auditor considers internal control relevant to the reporting entity's preparation of the financial report in order to design audit procedures that are appropriate in the circumstances, but not for the purpose of expressing an opinion on the effectiveness of the reporting entity's internal control. An audit also includes evaluating the appropriateness of accounting policies used and the reasonableness of accounting estimates made by the committee of management, as well as evaluating the overall presentation of the financial report.

We believe that the audit evidence we have obtained is sufficient and appropriate to provide a basis for our audit opinion.

**Independence**

In conducting our audit, we have complied with the independence requirements of the Australian professional ethical pronouncements.

**INDEPENDENT AUDITOR'S REPORT  
TO THE MEMBERS OF  
COMMUNICATIONS, ELECTRICAL, ELECTRONIC, ENERGY, INFORMATION, POSTAL, PLUMBING AND  
ALLIED SERVICES UNION OF AUSTRALIA, COMMUNICATIONS DIVISION, TELECOMMUNICATIONS AND  
SERVICES BRANCH (VICTORIA)**  
continued

**Auditor's Opinion**

In our opinion the general purpose financial report of the entity:

- a.
  - (i) presented fairly the entity's financial report for the year ended 31 March 2015 in accordance with the provisions of the Fair Work (Registered Organisations) Act 2009, other requirements imposed by these Reporting Guidelines or Part 3 of Chapter 8 of the Act; and
  - (ii) complied with the Australian Accounting Standards (including Australian Accounting Interpretations) and the International Financial Reporting Standards as disclosed in Note 1.
  - (iii) indicates that management's use of the going concern basis of accounting in preparation of the financial statements is appropriate.
  
- b. properly and fairly report all information in relation to recovery of wages activity required by the reporting guidelines of the General Manager of the Fair Work Commission including:
  - (i) any fees charged to or reimbursements of expenses claimed from, members and others for recovery of wages activity; and
  - (ii) any donations or other contributions deducted from recovered money

*MSI Ragg Weir*

**MSI RAGG WEIR**  
Chartered Accountants

*L.S. Wong*

**L.S.WONG**  
Partner

Approved Auditor and Member of the Institute of Chartered Accountants in Australia and current holder of a current public practice certificate  
Melbourne:

*15 July 2015*

**COMPILATION REPORT  
TO THE COMMUNICATIONS, ELECTRICAL, ELECTRONIC, ENERGY, INFORMATION, POSTAL,  
PLUMBING AND ALLIED SERVICES UNION OF AUSTRALIA, COMMUNICATIONS DIVISION,  
TELECOMMUNICATIONS AND SERVICES BRANCH (VICTORIA)**

**Scope**

We have compiled the accompanying special purpose financial statements of the Communications, Electrical, Electronic, Energy, Information, Postal, Plumbing and Allied Services Union of Australia, Communications division, Telecommunications and Services Branch (Victoria) which comprises the attached detailed income and expenditure statement for the year ended 31 March 2015 as set out on pages 61 to 63. The specific purposes for which the special purpose financial statements have been prepared is to provide information relating to the performance of the entity that satisfies the information needs of the committee of management.

**The Responsibility of the Committee of Management**

The committee of management is solely responsible for the information contained in the special purpose financial statement and has determined that the basis of accounting adopted is appropriate to meet the needs of the committee of management.

**Our Responsibility**

On the basis of information provided by the committee of management we have compiled the accompanying special purpose financial statement in accordance with the basis of accounting and APES 315: Compilation of Financial Information.

Our procedures use accounting expertise to collect, classify and summarise the financial information which the committee provided, in compiling the financial statements. Our procedures do not include verification or validation procedures. No audit or review has been performed and accordingly no assurance is expressed.

The special purpose financial statement was compiled exclusively for the benefit of the committee of management. We do not accept responsibility to any other person for the contents of the special purpose financial report.

*MSI Ragg Weir*

**MSI RAGG WEIR**  
Chartered Accountants

Melbourne: 15 July 2015

**COMMUNICATIONS, ELECTRICAL, ELECTRONIC, ENERGY, INFORMATION, POSTAL, PLUMBING  
AND ALLIED SERVICES UNION OF AUSTRALIA, COMMUNICATIONS DIVISION,  
TELECOMMUNICATIONS AND SERVICES BRANCH (VICTORIA)  
ABN 13 511 341 559**

**DETAILED INCOME AND EXPENDITURE STATEMENT  
FOR THE YEAR ENDED 31 MARCH 2015**

	2015 \$	2014 \$
<b>REVENUE</b>		
Membership Subscription	845,367	884,738
Interest	4,318	7,627
Other revenue	28,504	11,915
	<u>878,189</u>	<u>904,280</u>
<b>OTHER INCOME</b>		
Net gains from sale of assets	3,550	1,467
	<u>3,550</u>	<u>1,467</u>
<b>TOTAL INCOME</b>	<u>881,739</u>	<u>905,747</u>
<b>EXPENDITURE</b>		
<b>Employee benefits expense:</b>		
Salaries and allowances		
- elected officials	238,759	183,576
- employees	130,207	192,495
Superannuation contributions		
- elected officials	34,369	28,179
- employees	16,274	22,985
Provision for annual leave	(14,926)	16,810
Provision for long service leave	2,937	24,100
Other		
- fringe benefit tax	2,420	1,617
- payroll tax	16,440	20,183
- insurance	-	1,466
- reimbursement	-	-
- workcover	3,265	2,624
	<u>429,745</u>	<u>494,035</u>
<b>Capitation fees</b>		
CEPU Divisional Conference	189,579	198,336
CEPU National Council	1,096	2,100
	<u>190,675</u>	<u>200,436</u>
<b>Affiliation fees</b>		
- Ballarat Trades Hall Council	750	937
- Bendigo Trades Hall Council	119	90
- Geelong Trades Hall Council	318	308
- Miscellaneous	508	1,726
- Victorian Trades Hall Council	2,420	2,290
	<u>4,115</u>	<u>5,351</u>

This statement should be read in conjunction with the attached compilation report on page 60

**COMMUNICATIONS, ELECTRICAL, ELECTRONIC, ENERGY, INFORMATION, POSTAL, PLUMBING  
AND ALLIED SERVICES UNION OF AUSTRALIA, COMMUNICATIONS DIVISION,  
TELECOMMUNICATIONS AND SERVICES BRANCH (VICTORIA)**

ABN 13 511 341 559

**DETAILED INCOME AND EXPENDITURE STATEMENT  
FOR THE YEAR ENDED 31 MARCH 2015**

	2015	2014
	\$	\$
<b>Administration expense:</b>		
Bank Charges	14,060	11,884
Car Hire & Fares	1,896	1,823
Campaigns	182	236
Commission paid	502	619
Debt Collection	277	735
General expenses	185	5,683
Gippsland TLC	64	-
Goulburn Valley TLC	27	-
Industrial fund financial planning	286	-
Insurance	1,533	9,530
Laptops	371	(810)
Leasing charges	18,242	18,883
Light, Power & Cleaning	3,310	2,760
Loss on fixed asset written off	-	459
Meeting expenses	2,916	2,036
Member services	9,340	-
Motor vehicle expenses	20,991	25,694
Office rental	18,584	18,870
Postage	10,821	3,607
Printing and stationery	27,734	10,785
Recruitment assist/services	48,709	7,847
Repairs and maintenance	14,178	11,079
Staff amenities	4,082	1,387
Telephone and fax	41,792	43,036
Training and education	590	164
	<u>240,672</u>	<u>176,307</u>
<b>Grants or donations</b>		
Donations	300	-
	<u>300</u>	<u>-</u>
<b>Depreciation and amortisation</b>		
Depreciation	9,984	6,963
	<u>9,984</u>	<u>6,963</u>
<b>Legal costs</b>		
Legal fees	42,866	44,094
	<u>42,866</u>	<u>44,094</u>
<b>Audit Fees</b>		
Audit	16,100	15,550
	<u>16,100</u>	<u>15,550</u>

This statement should be read in conjunction with the attached compilation report on page 60

**COMMUNICATIONS, ELECTRICAL, ELECTRONIC, ENERGY, INFORMATION, POSTAL, PLUMBING  
AND ALLIED SERVICES UNION OF AUSTRALIA, COMMUNICATIONS DIVISION,  
TELECOMMUNICATIONS AND SERVICES BRANCH (VICTORIA)**

ABN 13 511 341 559

**DETAILED INCOME AND EXPENDITURE STATEMENT  
FOR THE YEAR ENDED 31 MARCH 2015**

	2015 \$	2014 \$
<b>Write-down and impairment of assets</b>		
Doubtful debt provision	(6,203)	(1,514)
Impairment of CEPU Divisional Conference receivable	-	-
	(6,203)	(1,514)
<b>Other expenses</b>		
Computer charges	650	570
Computer consultant	3,939	3,829
	4,589	4,399
<b>Total Expenditure</b>	932,843	944,154
<b>Net (loss)/profit for the year</b>	(51,104)	(39,874)
<b>Other comprehensive income/(loss)</b>	44,971	13,308
<b>TOTAL COMPREHENSIVE (LOSS)</b>	(6,133)	(26,566)

This statement should be read in conjunction with the attached compilation report on page 60



COMMUNICATIONS, ELECTRICAL, ELECTRONIC, ENERGY, INFORMATION, POSTAL, PLUMBING  
AND ALLIED SERVICES UNION OF AUSTRALIA, COMMUNICATIONS DIVISION,  
TELECOMMUNICATIONS AND SERVICES BRANCH (VICTORIA)

ABN 93 734 785 862

CONCISE FINANCIAL REPORT  
FOR THE YEAR ENDED 31 MARCH 2015



**COMMUNICATIONS, ELECTRICAL, ELECTRONIC, ENERGY, INFORMATION, POSTAL, PLUMBING  
AND ALLIED SERVICES UNION OF AUSTRALIA, COMMUNICATIONS DIVISION,  
TELECOMMUNICATIONS AND SERVICES BRANCH (VICTORIA)  
ABN 13 611 341 559**

**The concise financial report is an extract of the full financial report for the year ended 31 March 2015.**

The financial statements, specific disclosure and other information included in the concise financial report are derived from and are consistent with the full financial report of the Communications, Electrical, Electronic, Energy, Information, Postal, Plumbing and Allied Services Union of Australia, Communications Division, Telecommunications and Services Branch (Victoria).

The concise financial report cannot be expected to provide as detailed an understanding of the financial performance, financial position and financial and investing activities of Communications, Electrical, Electronic, Energy, Information, Postal, Plumbing and Allied Services Union of Australia, Communications Division, Telecommunications and Services Branch (Victoria) as the full financial report.

The Union will provide a copy of the full financial report for the year ended **31 March 2015**, free of charge to any member who requests it.

**COMMUNICATIONS, ELECTRICAL, ELECTRONIC, ENERGY, INFORMATION, POSTAL, PLUMBING  
AND ALLIED SERVICES UNION OF AUSTRALIA, COMMUNICATIONS DIVISION,  
TELECOMMUNICATIONS AND SERVICES BRANCH (VICTORIA)  
ABN 13 511 341 559**

**OPERATING REPORT**

In accordance with Section 254 of the Fair Work (Registered Organisations) Act 2009 (Act") the Committee of Management present their Operating Report on Communications, Electrical, Electronic, Energy, Information, Postal, Plumbing and Allied Services Union of Australia, Communications Division, Telecommunications and Services Branch (Victoria) ("the Union"), the relevant Reporting Unit for the financial year ended 31 March 2015.

**Principal Activities**

The principal activities of the Union during the financial year were to provide industrial and organising services to members of the Communications, Electrical, Electronic, Energy, Information, Postal, Plumbing and Allied Services Union of Australia, Communications division, Telecommunications and Services Branch (Victoria), consistent with the objectives of the Union and particularly the objective of protecting and improving the interests of the members.

**Operating Result**

The results of the principal activities of the Union during the financial year was to further the interests of communications workers through improvements in wages and conditions, **health** and safety, legal rights and company compliance with Australian labour standards.

The operating loss of the Union for the financial year was \$51,104 (2014: \$39,874 loss). No provision for tax was necessary as the Union is exempt from income tax.

The other comprehensive income of the Union for the financial year was \$44,971 (2014: 513,308 income). The other comprehensive income was in regards to the revaluation of financial assets at the end of the financial year.

The total comprehensive loss of the Union for the financial year was \$6,133 (2014: \$26,566 loss).

**Significant change**

There were no significant changes in the principal activities or financial affairs of the Union during the financial year.

**Rights of Members**

Pursuant to the Reporting Unit **Rule 21** and Section 174 of the Fair Work (Registered Organisations) Act 2009, members have the right to resign from membership by providing written notice addressed to and delivered to the Secretary of the Reporting **Unit**.

A notice of resignation from membership of the Union takes effect:

- (a) where the member ceases to be eligible to become a member of the Union
  - (i) on the day on which the notice is received by the Union
  - (ii) on the day specified in the notice which is a day not earlier than the day when the member ceases to be eligible to become a member;whichever is the later, or
- (b) in any other case:
  - (i) at the end of two weeks after the notice is received by the Union, or
  - (ii) on the day specified in the notice whichever is the later.

**Superannuation Officeholders**

No other officer or member of the Union is:

- (a) is a trustee of a superannuation entity or an exempt public sector superannuation scheme; or
- (b) a director of a company that is a trustee of a superannuation entity or an exempt public sector superannuation scheme.

COMMUNICATIONS, ELECTRICAL, ELECTRONIC, ENERGY, INFORMATION, POSTAL, PLUMBING  
AND ALLIED SERVICES UNION OF AUSTRALIA, COMMUNICATIONS DIVISION,  
TELECOMMUNICATIONS AND SERVICES BRANCH (VICTORIA)  
ABN 13 511 341 559

OPERATING REPORT continued

**Other Prescribed Information**

In accordance with Regulation 159 of the Fair Work (Registered Organisations) Regulations 2009 (<sup>56</sup>Regulations<sup>66</sup>):

- (a) the number of persons that were, at the end of the financial year to which the report relates, recorded in the register of members for Section 230 of the Act and who are taken to be members of the Union under section 244 of the Act was 1,935 (2014: 2,187).
- (b) the number of persons who were, at the end of the financial year to which the report relates, employees of the Union, where the number of employees includes both full-time and part-time employees, measured on a full-time equivalent basis was 5.
- (c) the names of each person who have been a member of the Committee of Management of the Union at any time during the reporting period, and the period for which he or she held such a position were;

**Name**

Paul Lightfoot	Branch President (Resigned 25 March 2015)
Paul Lightfoot	Committee Of Management (Appointed 25 March 2015)
Kelvin Welbourn	Branch Vice-President
Leonard Cooper	Branch Secretary (Resigned 15 August 2014)
Leonard Cooper	Branch President (Honorary) (Appointed 25 March 2015)
Christopher John Ellery	Branch Secretary (Appointed 15 August 2014)
Christopher John Ellery	Branch Assistant Secretary (Resigned 15 August 2014)
Roger Bland	Committee of Management Technical Division
Darren Evans	Committee of Management Technical Division
Neil Johnson	Committee of Management Technical Division
Ian McCallum	Committee of Management Technical Division
Robert Parker	Committee of Management Technical Division
Susan Riley	Committee of Management Technical Division (Resigned 25 March 2015)
Susan Riley	Branch Assistant Secretary (Honorary) (Appointed 25 March 2015)
Mihi Shaw	Committee of Management Technical Division
Alvan Shotade	Committee of Management Technical Division
David Smithwick	Committee of Management Technical Division
Maureen Parker	Committee of Management Operator Division


Committee members have been in office since the start of the financial year to the date of this report unless otherwise stated.

Signed *in* accordance with a resolution of the Committee of Management.

For Committee of Management: Christopher John Ellery

Title of Office held: Branch Secretary

Signature:



Dated: 15 July 2015

Melbourne

**COMMUNICATIONS, ELECTRICAL, ELECTRONIC, ENERGY, INFORMATION, POSTAL, PLUMBING  
AND ALLIED SERVICES UNION OF AUSTRALIA, COMMUNICATIONS DIVISION,  
TELECOMMUNICATIONS AND SERVICES BRANCH (VICTORIA)  
ABN 13 511 341 559**

**STATEMENT OF PROFIT OR LOSS AND OTHER COMPREHENSIVE INCOME  
FOR THE YEAR ENDED 31 MARCH 2015**

	2015	2014
	\$	\$
<b>Revenue</b>		
Membership subscription	845,367	884,738
Capitation fees		
Levies		
Interest	4,318	7,627
Rental revenue		
Other revenue	28,504	11,915
<b>Total revenue</b>	<b>878,189</b>	<b>904,280</b>
<b>Other Income</b>		
Grants and/or donations		
Share of net profit from associate		
Net gains from sale of assets	3,550	1,467
<b>Total other income</b>	<b>3,550</b>	<b>1,467</b>
<b>Total income</b>	<b>881,739</b>	<b>905,747</b>
<b>Expenses</b>		
Employee expenses	429,745	494,035
Capitation fees	190,675	200,436
Affiliation fees	4,115	5,351
Administration expenses	240,672	176,307
Grants or donations	300	
Depreciation and amortisation	9,984	6,963
Finance costs		
Legal costs	42,866	44,094
Audit fees	16,100	15,550
Share of net loss from associate		
Write-down and impairment of assets	(6,203)	(1,514)
Net losses from sale of assets		
<b>Other expenses</b>	<b>4,589</b>	<b>4,399</b>
<b>Total expenses</b>	<b>932,843</b>	<b>945,621</b>
<b>Profit (loss) for the year</b>	<b>(51,104)</b>	<b>(39,874)</b>
<b>Other comprehensive income</b>		
Items that will not be subsequently reclassified to profit or loss	(553)	
Gain on revaluation of land & buildings		
Gain on revaluation of financial assets	45,524	13,308
<b>Total comprehensive income for the year</b>	<b>(6,133)</b>	<b>(26,566)</b>

**Discussion and Analysis of Statement of Comprehensive Income:**

The operating result of the Union for the year was a net loss of \$15,502. This can be attributed to the lower member numbers from the prior year.

The above statement should be read in conjunction with the notes

**COMMUNICATIONS, ELECTRICAL, ELECTRONIC, ENERGY, INFORMATION, POSTAL, PLUMBING  
AND ALLIED SERVICES UNION OF AUSTRALIA, COMMUNICATIONS DIVISION,  
TELECOMMUNICATIONS AND SERVICES BRANCH (VICTORIA)  
ABN 13 511 341 559**

**STATEMENT OF FINANCIAL POSITION  
AS AT 31 MARCH 2015**

	<b>2015</b>	<b>2014</b>
<b>ASSETS</b>		
Current Assets		
Cash and cash equivalents	128,592	238,893
Trade and other receivables	12,828	17,715
Other current assets	4,234	6,427
<b>Total current assets</b>	<b>145,654</b>	263,035
Non-Current Assets		
Land and buildings		22,919
Plant and equipment	36,440	
Investment Property		
Intangibles	3,169	4,875
Investments in associates		
Other investments	702,717	625,086
Other non-current assets		
<b>Total non-financial assets</b>	<b>742,326</b>	652,880
<b>Total assets</b>	<b>887,980</b>	915,915
<b>LIABILITIES</b>		
Current Liabilities		
Trade payables	92,982	106,232
Other payables	56,511	53,627
Employee provisions	237,378	249,367
<b>Total current liabilities</b>	<b>386,871</b>	409,226
Non-Current Liabilities		
Employee provisions		
Other non-current liabilities		
<b>Total non-current liabilities</b>		
<b>Total liabilities</b>	<b>386,871</b>	409,226
<b>Net assets</b>	<b>501,109</b>	506,689
<b>EQUITY</b>		
Financial reserves	61,000	14,923
Retained earnings (accumulated deficit)	440,109	491,766
<b>Total equity</b>	<b>501,109</b>	506,689

Discussion and Analysis of Statement of Financial Position

The major change in the Statement of Financial Position are the cash and investment balances and is attributed to the transfer of cash into the investments during year.

The above statement should be read in conjunction with the notes

**COMMUNICATIONS, ELECTRICAL, ELECTRONIC, ENERGY, INFORMATION, POSTAL, PLUMBING  
AND ALLIED SERVICES UNION OF AUSTRALIA, COMMUNICATIONS DIVISION,  
TELECOMMUNICATIONS AND SERVICES BRANCH (=TOM)  
ABN 13 511 341 559**

**STATEMENT OF CHANGES IN EQUITY  
FOR THE YEAR ENDED 31 MARCH 2015**

	Financial Reserve	Retained earnings	Total equity
	\$	\$	\$
<b>Balance as at 1 April 2013</b>	1,615	531,640	533,255
Adjustment for errors			
Adjustment for changes in accounting policies			
Profit for the year		(39,874)	(39,874)
Other comprehensive income for the year	13,308		13,308
Transfer to/from [insert fund name]			
Transfer from retained earnings			
<b>Closing balance as at 31 March 2014</b>	<b>14,923</b>	<b>491,766</b>	<b>506,689</b>
Adjustment for errors			
Adjustment for changes in accounting policies			
Profit for the year		(51,104)	(51,104)
Other comprehensive income for the year	45,524		45,524
Transfer to/from [insert fund name]			
Transfer from retained earnings	653	(553)	
<b>Closing balance as at 31 March 2015</b>	<b>61,000</b>	<b>440,109</b>	<b>501,109</b>

**Discussion and Analysis of Statement of Changes in Equity**

The major change in the Statement of Changes in Equity can be attributed to the operating result for the year as well as the movement in the fair value of the investments.

The above statement should be read in conjunction with the notes.



COMMUNICATIONS, ELECTRICAL, ELECTRONIC, ENERGY, INFORMATION, POSTAL, PLUMBING  
AND ALLIED SERVICES UNION OF AUSTRALIA, COMMUNICATIONS DIVISION,  
TELECOMMUNICATIONS AND SERVICES BRANCH (VICTORIA)  
ABN 13 511 341 559

STATEMENT OF CASH FLOWS  
FOR THE YEAR ENDED 31 MARCH 2015

	2015	2014
	\$	\$
<b>OPERATING ACTIVITIES</b>		
Cash received		
Receipts from other reporting units/controlled entity(s)	7,093	
Interest	4,318	3,200
Other	877,969	1,024,098
Cash used		
Employees	(441,734)	(453,125)
Suppliers	(297,848)	(323,187)
Payment to other reporting units/controlled entity(s)	(209,743)	(220,480)
Net cash from (used by) operating activities	(59,945)	30,606
<b>INVESTING ACTIVITIES</b>		
Cash received		
Proceeds from sale of plant and equipment	4,000	
Proceeds from sale of land and buildings		
Other -Proceeds from redemption of investments	148,150	145,387
Cash used		
Purchase of plant and equipment	(22,986)	(10,186)
Purchase of land and buildings		
Other — Purchase of investments	(179,520)	(165,036)
Net cash from (used by) investing activities	(50,356)	(29,835)
<b>FINANCING ACTIVITIES</b>		
Cash received		
Contributed equity		
Other		
Cash used		
Repayment of borrowings		
Other		
Net cash from (used by) financing activities		
Net increase (decrease) in cash held	(110,301)	671
Cash & cash equivalents at the beginning of the reporting period	238,893	238,222
Cash & cash equivalents at the end of the reporting period	128,592	238,893

Discussion and Analysis of Statement of Cash Flows

The major change in the Statement of Cash Flows can be attributed to the operating result for the year.

The above statement should be read in conjunction with the notes

**COMMUNICATIONS, ELECTRICAL, ELECTRONIC, ENERGY, INFORMATION, POSTAL, PLUMBING  
AND ALLIED SERVICES UNION OF AUSTRALIA, COMMUNICATIONS DIVISION,  
TELECOMMUNICATIONS AND SERVICES BRANCH (VICTORIA)  
ABN 13 511 341 559**

**RECOVERY OF WAGES ACTIVITY  
FOR THE YEAR ENDED 31 MARCH 2015**

	2015	2014
	\$	\$
<b>Cash assets in respect of recovered money at beginning of year</b>		
<b>Receipts</b>		
Amounts recovered from employers in respect of wages etc.		
Interest received on recovered money		
<b>Total receipts</b>		
<b>Payments</b>		
Deductions of amounts due in respect of membership for:		
12 months or less		
Greater than 12 months		
Deductions of donations or other contributions to accounts or funds of:		
The reporting unit		
name of account		
name of fund		
Name of other reporting unit of the organisation:		
name of account		
name of fund		
Name of other entity:		
name of account		
name of fund		
Deductions of fees or reimbursement of expenses		
Payments to workers in respect of recovered money		
<b>Total payments</b>		
<b>Cash asset's in respect of recovered money at end of year</b>		

Number of workers to which the monies recovered relates

**Aggregate payables to workers attributable to recovered monies but riot yet distributed**

Payable balance

Number of workers the payable relates to

Fund or account operated for recovery of wages

**Discussion and Analysis of Statement of Receipts and Payments for Recovery of Wages Activity**

The union did not collect any wages on behalf of members throughout the year ended 31 March 2015. The above statement should be read in conjunction with the notes

**COMMUNICATIONS, ELECTRICAL, ELECTRONIC, ENERGY, INFORMATION, POSTAL, PLUMBING  
AND ALLIED SERVICES UNION OF AUSTRALIA, COMMUNICATIONS DIVISION,  
TELECOMMUNICATIONS AND SERVICES BRANCH (VICTORIA)  
ABN 13 611 341 559**

**NOTES TO THE CONCISE FINANCIAL STATEMENTS  
FOR THE YEAR ENDED 31 MARCH 2015**

**NOTE 1: Statement of Significant Accounting Policies**

The concise financial report is an extract of the full financial report for the year ended 31 March 2015. The concise financial report has been prepared in accordance with Accounting Standard AASB 1039: Concise Financial Reports and the Fair Work (Registered Organisations) Act 2009.

The financial statements, specific disclosure and other information included in the concise financial report are derived from and are consistent with the full financial report of the Communications, Electrical, Electronic, Energy, Information, Postal, Plumbing and Allied Services Union of Australia, Communications Division, Telecommunications and Services Branch (Victoria). The concise financial report cannot be expected to provide as detailed an understanding of the financial performance, financial position and financial and investing activities of Communications, Electrical, Electronic, Energy, Information, Postal, Plumbing and Allied Services Union of Australia, Communications Division, Telecommunications and Services Branch (Victoria) as the full financial report.

The financial report of Communications, Electrical, Electronic, Energy, Information, Postal, Plumbing and Allied Services Union of Australia, Communications Division, Telecommunications and Services Branch (Victoria) complies with all Australian equivalents to International Financial Reporting Standards (AIFRS) in their entirety.

**NOTE 2: Section 272 Fair Work (Registered Organisations) Act 2009**

In accordance with the requirements of the Fair Work (Registered Organisations) Act 2009, the attention of members is drawn to the provisions of subsections (1) to (3) of section 272, which reads as follows:

Information to be provided to members or General Manager:

- (1) A member of a reporting unit, or the General Manager, may apply to the reporting unit for specified prescribed information in relation to the reporting unit to be made available to the person making the application.
- (2) The application must be in writing and must specify the period within which, and the manner in which, the information is to be made available. The period must not be less than 14 days after the application is given to the reporting unit.
- (3) A reporting unit must comply with an application made **under subsection**

**(1). NOTE 3: Financial Statements**

The Union will provide a copy of the full financial report for the year ended 31 March 2015, free of charge to any member who requests it.

COMMUNICATIONS, ELECTRICAL, ELECTRONIC, ENERGY, INFORMATION, POSTAL, PLUMBING  
AND ALLIED SERVICES UNION OF AUSTRALIA, COMMUNICATIONS DIVISION,  
TELECOMMUNICATIONS AND SERVICES BRANCH (VICTORIA)  
ABN 13 511 341 559

COMMITTEE OF MANAGEMENT STATEMENT  
FOR THE YEAR ENDED 31 MARCH 2015


On the 15 July 2015 the Committee of Management of the Committee of Management present their Operating Report on Communications, Electrical, Electronic, Energy, Information, Postal, Plumbing and Allied Services Union of Australia, Communications Division, Telecommunications and Services Branch (Victoria) passed the following resolution in relation to the general purpose financial report (GPRF) for the year ended 31 March 2015:

The Committee of Management declares that in its opinion:

- (a) the financial statements and notes comply with the Australian Accounting Standards;
- (b) the financial statements and notes comply with the reporting guidelines of the General Manager;
- (c) the financial statements and notes give a true and fair view of the financial performance, financial position and cash flows of the reporting unit for the financial year to which they relate;
- (d) there are reasonable grounds to believe that the reporting unit will be able to pay its debts as and when they become due and payable; and
- (e) during the financial year to which the GPRF relates and since the end of that year:
  - (i) meetings of the committee of management were held in accordance with the rules of the organisation including the rules of a branch concerned; and
  - (ii) the financial affairs of the reporting unit have been managed in accordance with the rules of the organisation including the rules of a branch concerned; and
  - (iii) the financial records of the reporting unit have been kept and maintained in accordance with the RO Act; and
  - (iv) where the organisation consists of two or more reporting units, the financial records of the reporting unit have been kept, as far as practicable, in a consistent manner with each of the other reporting units of the organisation; and
  - (v) where information has been sought in any request by a member of the reporting unit or General Manager duly made under section 272 of the RO Act has been provided to the member or General Manager; and
  - (vi) where any order for inspection of financial records has been made by the Fair Work Commission under section 273 of the RO Act, there has been compliance.
- (f) that the members receive a copy of the concise financial report.

This declaration is made in accordance with a resolution of the Committee of Management.

Signature of designated officer .....



Name and title of designated officer: Christopher John Ellery -Branch Secretary

Dated: 15 July 2015

**INDEPENDENT AUDITOR'S REPORT  
TO THE MEMBERS OF  
COMMITTEE OF MANAGEMENT OF THE COMMUNICATIONS, ELECTRICAL, ELECTRONIC,  
ENERGY, INFORMATION, POSTAL, PLUMBING AND ALLIED SERVICES UNION OF AUSTRALIA,  
COMMUNICATIONS DIVISION, TELECOMMUNICATIONS AND SERVICES BRANCH (VICTORIA)**

**Scope**

We have audited the concise financial report of the Committee of Management of the Communications, Electrical, Electronic, Energy, Information, Postal, Plumbing and Allied Services Union of Australia, Communications Division, Telecommunications and Services Branch (Victoria) (the reporting unit), for the year ended 31 March 2015, as set out on pages 4 to 10 in order to express an opinion on it to the members of the Union. The Union's Committee of Management is responsible for the concise financial report.

Our audit has been conducted in accordance with Australian Auditing Standards to provide reasonable assurance as to whether the concise financial report is free of material misstatement. We have also performed an independent audit of the full financial report of the Committee of Management of the Communications, Electrical, Electronic, Energy, Information, Postal, Plumbing and Allied Services Union of Australia, Communications Division, Telecommunications and Services Branch (Victoria) for the year ended 31 March 2015. Our audit report on the full financial report was signed on 15 July 2015 and was not subject to any qualification.

Our procedures in respect of the audit of the concise financial report included testing that the information in the concise financial report is consistent with the full financial report, and examination on a test basis, of evidence supporting the amounts, discussion and analysis, and other disclosures which were not directly derived from the full financial report. These procedures have been undertaken to form an opinion whether, in all material respects, the concise financial report is presented fairly in accordance with Accounting Standards and the Fair Work (Registered Organisations) Act 2009.

The audit opinion expressed in this report has been formed on the above

basis. **Independence**

In conducting our audit, we followed applicable independence requirements of Australian professional ethical pronouncements.

**Audit Opinion**

In our opinion, the concise financial report of the Committee of Management of the Communications, Electrical, Electronic, Energy, Information, Postal, Plumbing and Allied Services Union of Australia, Communications Division, Telecommunications and Services Branch (Victoria) complies with Accounting Standard AASB 1039: Concise Financial Reports and the Fair Work (Registered Organisations) Act 2009.

**MSI RAGG WEIR**

Chartered Accountants

**L S WONG CA**

Partner,

Member of the Institute of Chartered Accountants in Australia and  
holder of a current public practice certificate

Melbourne:

2015





2 April 2015

Mr John Ellery  
Branch Secretary

Communications, Electrical, Electronic, Energy, Information, Postal, Plumbing and Allied Services Union of Australia (the CEPU) - Communications Division - Victorian Telecommunications and Services Branch  
Sent via email: [jellery@cwu.asn.au](mailto:jellery@cwu.asn.au)

Dear Mr Ellery,

**Re: Lodgement of Financial Report - [FR2015/63]  
Fair Work (Registered Organisations) Act 2009 (the RO Act)**

The financial year of the Communications Division - Victorian Telecommunications and Services Branch of the CEPU (the reporting unit) ended on 31 March 2015.

This is a courtesy letter to remind you of the obligation to prepare and lodge the financial report for the reporting unit by the due date under s.268 of the RO Act, namely 15 October 2015 (being the expiry date of 6 months and 14 days from the end of the financial year).

The RO Act sets out a particular chronological order in which financial documents and statements must be prepared, audited, provided to members and presented to a meeting. For your assistance, the attached *Timeline/Planner* summarises these requirements.

Fact sheets and guidance notes in relation to financial reporting under the RO Act are provided on the Fair Work Commission website. Further, the General Manager's updated Reporting Guidelines that apply to all financial reports prepared on or after 30 June 2014 are also available on the website supported by a webinar presentation.

The Fair Work Commission has developed a model set of financial statements. It is not obligatory to use this model but it is a useful resource to ensure compliance with the RO Act, the Reporting Guidelines and the Australian Accounting Standards. The model statement and other resources can be accessed through our website under [Financial Reporting](#) in the Compliance and Governance section.

I request that the financial report and any statement of loans, grants or donations made during the financial year (statement must be lodged within 90 days of end of financial year) be emailed, rather than posted, to [orgs@fwc.gov.au](mailto:orgs@fwc.gov.au). A sample statement of loans, grants or donations is available at [sample documents](#).

**It should be noted that s.268 is a civil penalty provision.** Failure to lodge a financial report may result in legal proceedings being issued with the possibility of a pecuniary penalty (up to \$51,000 for a body corporate and \$10,200 for an individual per contravention) being imposed upon an officer whose conduct led to the contravention and/or your organisation.

Should you seek any clarification in relation to the above, please contact me on (03) 8661 7936 or via email at [robert.pfeiffer@fwc.gov.au](mailto:robert.pfeiffer@fwc.gov.au).

Yours sincerely,

Robert Pfeiffer  
Senior Adviser  
Regulatory Compliance Branch

## TIMELINE/ PLANNER

Financial reporting period ending:	/ /	
Prepare financial statements and Operating Report.		
<p>(a) A Committee of Management Meeting must consider the financial statements, and if satisfied, pass a resolution declaring the various matters required to be included in the Committee of Management Statement.</p> <p>(b) A # designated officer must sign the Statement which must then be forwarded to the auditor for consideration as part of the General Purpose Financial Report (GPFR).</p>	/ /	As soon as practicable after end of financial year
Auditor's Report prepared and signed and given to the Reporting Unit - s257	/ /	<p>Within a reasonable time of having received the GPFR</p> <p>(NB: Auditor's report must be dated on or after date of Committee of Management Statement</p>
<p>Provide full report free of charge to members – s265</p> <p>The full report includes:</p> <ul style="list-style-type: none"> <li>the General Purpose Financial Report (which includes the Committee of Management Statement);</li> <li>the Auditor's Report; and</li> <li>the Operating Report.</li> </ul>	/ /	<p>(a) if the report is to be presented to a General Meeting (which must be held within 6 months after the end of the financial year), the report must be provided to members 21 days before the General Meeting,</p> <p>or</p> <p>(b) in any other case including where the report is presented to a Committee of Management meeting*, the report must be provided to members within 5 months of end of financial year.</p>
Present full report to:		
(a) General Meeting of Members - s266 (1),(2); OR	/ /	Within 6 months of end of financial year
(b) where the rules of organisation or branch allow* - a Committee of Management meeting - s266 (3)	/ /	Within 6 months of end of financial year
Lodge full report with the Fair Work Commission, together with the #Designated Officer's certificate++ – s268	/ /	Within 14 days of meeting

\* the full report may only be presented to a committee of management meeting if the rules of the reporting unit provide that a percentage of members (not exceeding 5%) are able to call a general meeting to consider the full report.

# The Committee of Management Statement and the Designated Officer's certificate must be signed by the Secretary or another officer who is an elected official and who is authorised under the rules (or by resolution of the organisation) to sign the statement or certificate – s243.

++ The Designated Officer's certificate must state that the documents lodged are copies of the documents provided to members and presented to a meeting in accordance with s266 – dates of such events must be included in the certificate. The certificate cannot be signed by a non-elected official.