

9 June 2010

Mr Leslie John Davis  
Secretary  
The Showmen's Guild of Australasia  
PO Box 690  
BEENLEIGH QLD 4207



By email: [showmens.guild@bigpond.com](mailto:showmens.guild@bigpond.com)

Dear Mr Davis,

**Fair Work (Registered Organisations) Act 2009 (“RO Act”)  
Fair Work (Registered Organisations) Regulations 2009 (“RO Regulations”)  
Financial Report for the year ended 31 December 2009 – FR2009/10262**

I acknowledge receipt of the financial report for The Showmen's Guild of Australasia for the year ended 31 December 2009.

The documents were lodged on 6 April 2010.

The documents have been filed.

Although the documents have been filed, I would like to comment on some issues arising from the financial report. I make these comments to assist you when you next prepare the financial report. You do not need to take any further action in respect of the documents already lodged.

**Operating Report**

In the operating report the organisation has stated the following:

*“The number of persons who were, at the end of the reporting period 31 December 2009, employees of The Showmen's Guild of Australasia was 44 (includes 42 part time employees measured on a full time equivalent basis).*

However, in note 12 to the financial statements it says:

*“Since 42 out of 44 employees were casual....”*

The operating report must illustrate the number of people who were employees of the organisation on a full-time equivalent basis at the end of the financial year. For example, if there was 1 person employed full-time, 1 person employed part-time for 2 days a week (i.e. each day being a normal 7½ or 8 hour day) and 1 person employed part-time for 3 days a week (i.e. each day being a normal 7½ or 8 hour day) this would make a total of 2 persons employed on a full time equivalent basis. Casual employees do not need to be counted – see Regulation 159(b) of the RO Regulations.

**Independent Audit Report**

***Scope of Audit and Audit Opinion***

The scope of the audit report includes the following comments:

- *“No opinion is expressed as to whether the accounting policies used are appropriate to the needs of the members...”*

- *“We disclaim any assumption of responsibility for any reliance on this report or on the financial report to which it relates to any person other than the members, or for any purpose other than that for which it was prepared...”*

The above wording is not appropriate for an audit report relating to a General Purpose Financial Report (GPFR). This is because the above wording follows the lesser auditing requirements that pertain to Special Purpose Financial Reports (see ASA 800 – Appendix 1) not the higher auditing requirements that pertain to GPFRs under the RO Act.

For example, an audit that pertains to a GPFR does involve *‘evaluating the appropriateness of accounting policies used’* (see ASA 700 – Appendix 1). In addition, if there are any modifications to the audit report relating to a GPFR (such as a qualification or a disclaimer) then the relevant wording is provided by ASA 701 (which pertains to modifications) not ASA 800 (which pertains to SPFRs).

Furthermore, the opinion of the audit report was not fully in accord with the requirements of section 257 of the RO Act in that it used the expression *‘true and fair view’* rather than *‘presented fairly’*. The following wording would satisfy the requirements of the RO Act:

*In my opinion the general purpose financial report is presented fairly in accordance with applicable Australian Accounting Standards and the requirements imposed by Part 3 of Chapter 8 of the Fair Work (Registered Organisations) Act 2009*

Please bring these matters to the attention of your auditor so as to ensure that the correct auditing requirements are followed in future years.

### **Qualifications to Audit Opinion**

The report contains four qualifications. The organisation should take the action set out below to ensure that such qualifications are remedied in future years.

#### *Valuation and Depreciation of Non-Current Assets*

The qualification states that depreciation and amortisation expenses were taken up for the twelve months to 31 December 2009 for “Plant & Equipment, Fixtures & Fittings” but not in relation to “Buildings” in accordance with AASB 116. In addition to this there has been an increase in value in “Buildings” and “Freehold Land” which has not been reflected in the balance sheet of the organisation.

A very similar qualification was expressed in the previous year’s audit report in relation to depreciation and amortisation expenses. At that point the Committee of Management advised that the organisation would make suitable capital write offs in relation to “Buildings” once the ‘Yatala land and buildings’ were valued.

Considering that the Yatala land and buildings were revalued by a registered valuer in January 2010, we would expect to see depreciation and amortisation expenses for “Buildings” in the next financial report.

#### *Related Party Transactions*

The qualification states that a transaction with a related party (Mr Terry Nilon – a member of the committee of management) was not adequately disclosed in accordance with AASB 124. A very similar qualification was expressed in the previous year’s audit report.

AASB 124 Related Party Disclosures requires disclosure of related party transactions. The definition of ‘related party’ in paragraph 9(d) includes a relationship where the party is a member of the key management personnel of the entity or its parent.

Note 10 to the financial statements also includes loans from SGA members. The organisation should also examine whether any of these transactions need to be disclosed in accordance with AASB 124.

It is recommended that a related party note be included in the accounts in future years to address such points so as to ensure that the audit report is not required to include a qualification in regards to such matters.

#### *Provisions for part-time or full-time employees*

The qualification states that there were no provisions for employee benefits (e.g. annual leave, long service leave) taken up for the twelve months to 31 December 2009 even though there were part-time or full-time employees. A very similar qualification was expressed in the previous year's audit report.

AASB 119 Employee Benefits requires an entity to recognise a liability when an employee has provided service in exchange for employee benefits to be paid in the future. Even if there is only one full time or part time employee who may accrue such entitlements, there is still a requirement to comply with this accounting standard with respect to the entitlements for that employee.

#### *Verification of Receipts*

The qualification states that a small number of receipts cannot be verified until funds are banked and recorded in the organisation's books and records.

If your auditor feels the need to include such a qualification in future audit reports, please ensure that they provide more details as to the exact number of receipts and the estimated amounts of those receipts.

#### ***Audit did not cover all aspects of the General Purpose Financial report***

The audit report does not identify the Statement of Changes in Equity as a document which has been audited as required by section 257 of the RO Act nor was such a statement prepared by the organisation. A Statement of Changes in Equity must be prepared in accordance with section 253(2)(a)(iv) of the RO Act and AASB 101(10)(c).

#### **Committee of Management Statement**

The committee of management statement was signed and dated on 5 March 2010 which is after the date the audit report was signed (4 March 2010). This seems to be an error as the committee of management statement was identified in the audit report as a document which had been audited.

In future years please ensure that the Committee of Management Statement is signed before the audit report as required by s 253(2)(b)(ii) of the RO Act.

#### **Income Statement**

The organisation has listed an amount of \$98,869.58 as "Other Income". This amount is more than 10% of the total income of the organisation (\$855,022.70). As this item is material, its nature and source must be disclosed in accordance with AASB 101(97).

#### **Notes to the Financial Statements**

##### ***Compliance with Australian Accounting Standards***

There is no mention in the notes to the financial statements as to whether the financial statements were prepared in accordance with Australian Accounting Standards. The organisation must include in the notes a statement whether the financial statements have been prepared in accordance with Australian Accounting Standards in accordance with AASB 101(Aus 15.2).

## ***Accounting Policies***

In the notes to the financial statements the organisation did not disclose the accounting policies it adopted and used when preparing its financial statements. An entity must disclose in the summary of significant accounting policies the measurement basis (or bases) used in preparing the financial statements and the other accounting policies used that are relevant to an understanding of the financial statements: AASB 101(117). This includes the accounting policies adopted for the recognition of revenue (see AASB 118(35)) and employee benefits (AASB 119).

## **Statement of Loans, Grants and Donations (“LGD Statement”)**

I acknowledge receipt of the LGD Statement for The Showmen’s Guild of Australasia for the year ended 31 December 2009.

The document was lodged on 6 April 2010.

Please take note in future that a LGD Statement must be lodged with Fair Work Australia within 90 days after the end of each financial year in accordance with section 237 of the RO Act. Also the LGD Statement must illustrate the relevant reporting period and the addresses of the recipients.

Your attention to the abovementioned matters when preparing future documents will be much appreciated.

Please note, once the financial report has been filed the documents and relevant correspondence will appear on our registered organisation website at <http://www.e-airc.gov.au/169v/financial>, with the exception of the LGD Statement which will not be published in any form.

Should you wish to discuss any matters contained in this letter I may be contacted on (03) 8661 7988 or by e-mail at [tom.cagorski@fwa.gov.au](mailto:tom.cagorski@fwa.gov.au).

Yours faithfully,



Tom Cagorski  
Law Graduate  
Tribunal Services & Organisations

Designated Officer's Certificate  
s268 of RO Act

I Leslie John Davis being the Secretary of The Showmen's Guild of Australasia certify:

- That the document lodged herewith are copies of the full report, referred to in s268 of the RO Act; and
- That the full report was provided to members on **9<sup>th</sup> March 2010**; and
- That the full report was presented to a general meeting of members of the reporting unit on **30<sup>th</sup> March 2010**; in accordance with section 266 of the RO Act.

Signature



Date: 31/3/2010

47

The Showmen's Guild of Australasia  
ABN 75 134 664 816

**Financial Statements**  
**For the year ended 31 December 2009**

**KP Business Accountants**

Suite 22 / Level 2  
149 Wickham Terrace Qld 4000

Phone: 07 38392533 Fax: 07 38313689

Email: [christie@kpbiz.com.au](mailto:christie@kpbiz.com.au)

The Showmen's Guild of Australasia ABN 75 134 664 816

**Contents**

Detailed Profit and Loss Statement	3
Detailed Balance Sheet	6
Statement of Cash Flows	7
Notes to the Financial Statements	10
Committee's Report and Declaration	14
RO Act Schedule - Committee of Management Statement	17
RO Act Schedule - Operating Report (S254)	19
Compilation Report - KP Business Accountants	22
Independent Auditor Report	23
RO Act Schedule - Statement of Loans, Grants & Donations	25
Attachments: Depreciation Schedules	

**The Showmen's Guild of Australasia ABN 75 134 664 816**  
**Detailed Profit and Loss Statement**  
**For the year ended 31 December 2009**

	Note	Guild' 2009	Club' 2009	Consolidated 2009	Consolidated 2008
<b>Income</b>					
Function Centre Income			489259.44	489259.44	551723.49
Cost of Goods Sold			-279597.46	-274842.00	-309446.15
<b>Gross Margin</b>		<b>0.00</b>	<b>209661.98</b>	<b>209661.98</b>	<b>242277.34</b>
			<b>0.43</b>	<b>0.43</b>	<b>0.44</b>
Government Grant		0.00		0.00	0.00
Canberra Benevolent Monies		14898.20		14898.20	19950.45
Commissions received		0.00	4284.97	4284.97	3745.07
Donations		2100.00	0.00	2100.00	0.00
Ground Admin Fees		185080.39		185080.39	193583.42
Ground Transfer		4814.55		4814.55	2306.90
Fine SGA Member		7720.00		7720.00	5600.00
Parking Income				0.00	0.00
Insurance Claims and Refunds				0.00	0.00
Interest received		1837.46	8.51	1845.97	56.82
Joining Fees		17806.90		17806.90	111038.50
Other income		94919.47	3950.11	98869.58	49337.40
Legal Recoveries				0.00	0.00
Maitland Camps		465.00		465.00	350.00
Rents received		144411.61	3942.18	148353.79	173480.49
Subscriptions		313.95		313.95	1738.11
Townsville		0.00		0.00	70636.55
Vehicle & Gate Passes		9375.79		9375.79	10338.42
<b>Total income</b>		<b>493743.32</b>	<b>12185.77</b>	<b>495929.09</b>	<b>642162.13</b>
<b>Poker Machines</b>					
Net Income			176100.26	176100.28	279549.35
<b>Less Expenses</b>				0.00	0.00
Operating Costs			9036.68	9036.68	20634.02
Govt Levy & Tax			35018.42	35018.42	45647.33
<b>Net Poker Machines</b>			<b>132045.16</b>	<b>132045.16</b>	<b>213368.00</b>
<b>Keno</b>					
Net Keno Income			137431.88	137431.88	86641.12
<b>Less Expenses</b>			120045.41	120045.41	81063.32
<b>Net Keno Income</b>			<b>17386.47</b>	<b>17386.47</b>	<b>5577.80</b>
Sundry Income				0.00	0.00
				0.00	0.00
<b>Total Income</b>		<b>493743.32</b>	<b>371279.38</b>	<b>855022.70</b>	<b>1103385.27</b>



	Note	Guild' 2009	Club' 2009	Consolidated 2009	Consolidated 2008
<b>Operating Expenses</b>					
Accountancy	1	16445.00	0.00	16445.00	17705.00
Advertising and promotion		8273.15	18091.12	26364.27	44617.17
Bank Fees And Charges		1103.96	4121.99	5225.95	6033.66
Cleaning/rubbish removal		0.00	5253.49	5253.49	4312.83
Consumables Kitchen			6239.43	6239.43	7743.00
Depreciation - plant			25124.00	25124.00	33240.00
Computer Expenses		1916.79	1279.10	3195.89	1913.90
Write-down to recoverable amount NPP		0.00		0.00	1005.45
Donations	2	2400.00	371.23	2771.23	2319.14
Electricity and Gas		6229.45	2045.36	8274.81	3944.01
Entertainment		0.00	21328.86	21328.86	35439.99
Contr, s/contr and commisin			30.47	30.47	535.11
Fees & charges		2804.00	0.00	2804.00	3535.92
First Aid			127.33	127.33	425.82
Freight & Carlage		0.00		0.00	300.00
General Expense			840.29	840.29	274.34
Functions - (Include 100 yr celebrations)		860.91		860.91	57497.90
Hire/rent of Plant & Equipment		320.00	0.00	320.00	100.00
Insurance		60425.30	0.00	60425.30	35095.76
Interest - Australia				0.00	0.00
Interest - D & B Brown				0.00	0.00
Interest - Westpac		0.01	2485.15	2485.16	2619.77
Lease payments			3887.37	3887.37	16764.72
Legal fees	3	64097.63		64097.63	46851.92
Licenses & fees			4828.60	4828.60	2184.65
Maitland Camps Unpaid				0.00	0.00
Materials & supplies				0.00	0.00
Office expenses			0.00	0.00	1358.18
Misappropriated funds				0.00	0.00
M/V commercial - Other		86.36		0.00	110.53
M/V commercial - Depreciation				0.00	0.00
M/V commercial - Fuel & oil		0.00	2777.85	2777.85	5623.15
M/V commercial - Reg/Insurance		0.00	639.50	639.50	847.21
Pest Control			1769.95	1769.95	5412.73
Postage		1444.54	358.57	1803.11	2443.87
Printing & stationery		17822.41	6693.54	24515.95	13551.16
Protective clothing			128.00	128.00	640.00
<b>Carried Forward</b>		<u>184229.51</u>	<u>108421.20</u>	<u>292564.35</u>	<u>354446.89</u>

	Note	Guild' 2009	Club' 2009	Consolidated 2009	Consolidated 2009
<b>Brought Forward</b>		<u>184229.51</u>	<u>108421.20</u>	<u>292650.71</u>	<u>354446.89</u>
Rates & land taxes		5643.22		5643.22	4834.71
Rental Show Societies Paid		159364.51		159364.51	244044.90
Repairs & maintenance		3558.29	17319.90	20878.19	16139.91
Security		0.00	4851.09	4851.09	6139.00
Shows		45861.90		45861.90	45861.90
Staff amonities		0.00	499.55	499.55	541.88
Staff training			150.00	150.00	1792.73
Subscriptions		3422.36	109.46	3531.82	4066.64
Sundry expenses				0.00	0.00
Superannuation		4680.00	20254.86	24934.86	26709.80
Telephone		6262.82	2583.00	8845.82	9637.54
Think Tank		0.00		0.00	1786.15
Travel, accom & conference		14220.33		14220.33	6609.33
Excocutive Meeting Expenses		0.00		0.00	0.00
Wages		52700.00	234936.77	287636.77	307631.97
Water, Rates and taxes				0.00	0.00
Workers compensation			1933.66	1933.66	1984.48
<b>Total expenses</b>		<u>479942.94</u>	<u>391059.49</u>	<u>871002.43</u>	<u>986365.93</u>
<b>Profit from Ordinary Activities before tax</b>		<u>3800.38</u>	<u>-19780.11</u>	<u>-15979.73</u>	<u>117019.34</u>
<b>Net Margin</b>		<b>0.79%</b>	<b>-5.33%</b>	<b>-1.87%</b>	<b>10.61%</b>

The accompanying notes form part of these financial statements. These statements should be read in conjunction with the attached compilation report.

The Showmen's Guild of Australasia ABN 75 134 664 816  
Balance Sheet As At 31 December 2009

	Note	Guild '2009 \$	Club '2009 \$	Consolidated '2009 \$	Consolidated '2008
<b>Members' Funds</b>					
Accumulated Funds brought forward		1,400,843.40	0.00	1,400,843.40	1,283,824.06
Reserves	4	779,776.00	0.00	779,776.00	779,776.00
Net Surplus (deficit) for year		3,800.38	-19,780.11	-15,979.73	117,019.34
<b>Total Equity</b>		<b>2,184,419.78</b>	<b>-19,780.11</b>	<b>2,164,639.67</b>	<b>2,180,619.40</b>
<b>Current Assets</b>					
Cash assets	7	342,074.62	42,953.30	385,027.92	321,668.22
Debtors	5	11,137.65	2,359.25	13,496.90	87,551.20
Other		-7,646.00		-7,646.00	0.00
Inventory	8		24,612.47	24,612.47	19,736.78
<b>Total Current Assets</b>		<b>345,566.27</b>	<b>69,925.02</b>	<b>415,491.29</b>	<b>428,956.20</b>
<b>Non-Current Assets</b>					
Property, plant and equipment	6	1,782,852.13	76,408.29	1,859,260.42	1,879,945.06
<b>Total Non-Current Assets</b>		<b>1,782,852.13</b>	<b>76,408.29</b>	<b>1,859,260.42</b>	<b>1,879,945.06</b>
<b>Total Assets</b>		<b>2,128,418.40</b>	<b>146,333.31</b>	<b>2,274,751.71</b>	<b>2,308,901.26</b>
<b>Current Liabilities</b>					
Payables	9	13,999.10	37,494.79	51,493.89	63,997.06
Interest-bearing liabilities	10	0.00	32,335.72	32,335.72	9,998.61
Current tax liabilities	11	-1,806.10	7,233.53	5,427.43	20,785.19
Provisions	12	0.00	0.00	0.00	0.00
<b>Total Current Liabilities</b>		<b>12,193.00</b>	<b>77,064.04</b>	<b>89,257.04</b>	<b>94,780.86</b>
<b>Non-Current Liabilities</b>					
Interest-bearing liabilities	10	10,855.00	0.00	10,855.00	23,501.00
Provisions	12	10,000.00	0.00	10,000.00	10,000.00
<b>Total Non-Current Liabilities</b>		<b>20,855.00</b>	<b>0.00</b>	<b>20,855.00</b>	<b>33,501.00</b>
<b>Total Liabilities</b>		<b>33,048.00</b>	<b>77,064.04</b>	<b>110,112.04</b>	<b>128,281.86</b>
<b>Excess of Assets over Liabilities</b>		<b>2,095,370.40</b>	<b>69,269.27</b>	<b>2,164,639.67</b>	<b>2,180,619.40</b>

**The Showmen's Guild of Australasia ABN 75 134 664 816**  
**Statement of Cash Flows**  
**For the year ended 31 December 2009**

	2009	2008
	\$	\$
<b>Cash Flow From Operating Activities</b>		
Receipts from customers	1,370,929	1,564,417
Payments to Suppliers and employees	-1,315,940	-1,383,902
Interest received	1,846	57
Interest and other costs of finance	-6,373	-19,384
Net cash provided by (used in) operating activities (note 2)	<u>50,462</u>	<u>161,187</u>
<b>Cash Flow From Investing Activities</b>		
<b>Payment for:</b>		
Other Assets	5,000	
Payments for Property, plant and equipment	4,439	
<b>Proceeds from disposal of:</b>		
Property, plant and equipment	0	0
Net cash provided by (used in) investing activities	<u>-9,439</u>	<u>0</u>
<b>Cash Flow From Financing Activities</b>		
Proceeds of borrowings	193,284	3,268
Repayment of borrowings	-193,284	-15,551
Net cash provided by (used in) financing activities	<u>0</u>	<u>-12,283</u>
Net increase (decrease) in cash held	41,023	164,455
Cash at the beginning of the year	311,670	162,766
Cash at the end of the year (note 1)	<u>352,693</u>	<u>311,670</u>

### Note 1. Reconciliation Of Cash

For the purposes of the statement of cash flows, cash includes cash on hand and in banks and investments in money market instruments, net of outstanding bank overdrafts.

Cash at the end of the year as shown in the statement of cash flows is reconciled to the related items in the balance sheet as follows:

Cash At Bank Guild - General 83-0168	13,859	64,253
Cash At Bank Guild - Levy 12-9566	600	1
Cash At Bank Guild - GST 20-7632	16,589	5,252
Cash At Bank Guild - Legal A/c 207624	26,579	135,128
Cash At Bank Guild - Members A/c 22-9516	12,611	70,806
Cash At Bank Club - Pokies 13/6880	21,051	18,336
Cash At Bank Club - ATM A/c 22-7465	3,602	7,557
Cash At Bank Club - Keno A/c 24-4636	1,687	2,436
ATM Machine	10,760	6,020
Cash At Bank Club A/c 13/8956	-32,335	-9,999
Cash At Bank Club - Kitchen A/c 272346	957	2,383
Bar Float	3,447	3,447
Gaming Float	1,350	1,000
Kitchen Cash Held	100	50
Short Term Deposit Entertainment Budget	0	5,000
Term Deposit -Guild	100,680	0
Term Deposit -Club	100,680	0
Term Deposit -Members	70,476	
	<b>352,693</b>	<b>311,670</b>

**Note 2. Reconciliation Of Net Cash Provided  
By/Used In Operating Activities To Net Profit**

Operating profit (loss) after tax	-15,980	117,019
Depreciation	25,124	33,240
Changes in assets and liabilities net of effects of purchases and disposals of controlled entities:		
(Increase) decrease in trade and term debtors	74,054	4,398
(Increase) decrease in closing stock	-4,875	915
Increase (decrease) in trade creditors and accruals	-12,503	7,628
Increase (decrease) in lease liabilities	0	0
Increase (decrease) in employee entitlements	0	0
Increase (decrease) in sundry provisions	-15,358	-2,013
<b>Net cash provided by operating activities</b>	<b>50,462</b>	<b>161,187</b>

**The Showmen's Guild of Australasia ABN 75 134 664 816**  
**Notes to the Financial Statements**  
**For the year ended 31 December 2009**

This Financial report is a general purpose financial report ( GPFR) prepared in order to satisfy the financial reporting requirements of the RO Act and the requirements of the members of the Showmen's Guild of Australasia

This financial report has been prepared on an accrual basis and is based on historic costs modified by revaluations of selected assets  
Refer to numbered notes for summary of details

**Note 1: Accountancy and Audit**

Forest Gate Ply Ltd (accounting services) - \$4445  
KP Business Accountants & Peter Johnson (Accounting & Audit) - \$12000

**Note 2: Donations**

Variety Queensland \$1000  
Klarna Show Society - \$1400

**Note 3: Legal Fees**

Cornwell Stodan - Professional Services Rendered  
Restructure Showman's Guild Constitution \$43438.01  
First IR Consulting - Award modernisation \$19392.21

	<u>Guild '2009</u>	<u>Club '2009</u>	<u>Consolidated '2009</u>	<u>Consolidated '2008</u>
<b>Note 4: Reserves</b>				
- Assets revaluation reserve	779776.00		779776.00	779776.00
	<u>779776.00</u>	<u>0.00</u>	<u>779776.00</u>	<u>779776.00</u>
<b>Note 5: Receivables</b>				
Current				
Trade debtors	11137.65	2359.25	13496.90	87551.20
	<u>11137.65</u>	<u>2359.25</u>	<u>13496.90</u>	<u>87551.20</u>

	<u>Guild '2009</u>	<u>Club '2009</u>	<u>Consolidated '2009</u>	<u>Consolidated '2008</u>
<b><u>Note 6: Property, Plant and Equipment</u></b>				
*Freehold land:				
- At independent valuation	<u>700000.00</u>		<u>700000.00</u>	<u>700000.00</u>
	<u>700000.00</u>		<u>700000.00</u>	<u>700000.00</u>
*Buildings:				
- At independent valuation	<u>830000.00</u>		<u>830000.00</u>	<u>830000.00</u>
	<u>830000.00</u>		<u>830000.00</u>	<u>830000.00</u>
* Notes: Real estate at Yatala has recently been valued by a registered valuer and committee members will take up this increased value in 2010 financials. Refer to Committee of Management Statement				
Plant & Equipment, Fixtures & Fittings:				
- At cost	387624.42		387624.42	229316.77
- Loss, Accumulated depreciation	<u>-58364.00</u>		<u>-58364.00</u>	<u>-33240.00</u>
	<u>329260.42</u>		<u>329260.42</u>	<u>196076.77</u>
	<u>1859260.42</u>		<u>1859260.42</u>	<u>1879945.06</u>

**Note 7: Cash assets**

<b>Bank accounts:</b>				
- Cash At Bank Guild - General 83-0168	13859.22		13859.22	64252.85
- Cash At Bank Guild - Levy 12-9566	599.78		599.78	0.85
- Cash At Bank Guild - GST 20-7632	16589.08		16589.08	5251.66
- Cash At Bank Guild - Legal A/c 207624	26578.92		26578.92	135128.15
- Cash At Bank Guild - Members A/c 22-9516	12611.24		12611.24	70806.24
Undeposited Funds	0.00		0.00	0.00
Credit Card			0.00	0.00
- Cash At Bank Club - Pokies 13/6000		21051.15	21051.15	18336.01
- Cash At Bank Club - ATM A/c 22-7465		3602.02	3602.02	7557.04
- Cash At Bank Club - Keno A/c 24-4636		1687.78	1687.78	2435.53
- Cash At Bank Club - Kitchen A/c 272346		955.71	955.71	2383.39
Other cash items				
Bar Float		3446.65	3446.65	3446.65
Gaming Float		1349.99	1349.99	1000.00
- Kitchen Cash Hold		100.00	100.00	49.85
- ATM Machine		10760.00	10760.00	6020.00
- Short term deposit			0.00	5000.00
Term Deposit	171156.24	100680.14	271836.38	
			0.00	
			0.00	
	<u>252445.63</u>	<u>132582.29</u>	<u>385027.92</u>	<u>321568.22</u>

**Note 8: Inventories**

<b>Current</b>				
Closing stock - Club				
		<u>21612.47</u>	<u>21612.47</u>	<u>19736.78</u>
		<u>24612.47</u>	<u>24612.47</u>	<u>19736.78</u>



	<u>Guild '2009</u>	<u>Club '2009</u>	<u>Consolidated '2009</u>	<u>Consolidated '2008</u>
<b>Note 9: Payables</b>				
<b>Unsecured:</b>				
- Trade creditors	13999.10	37494.79	51493.89	63997.06
<b>Secured</b>	<u>13999.10</u>	<u>37494.79</u>	<u>51493.89</u>	<u>63997.06</u>
- Trade creditors	0.00		0.00	0.00
	<u>0.00</u>		<u>0.00</u>	<u>0.00</u>
	<u>13999.10</u>	<u>37494.79</u>	<u>51493.89</u>	<u>63997.06</u>

	<u>Guild '2009</u>	<u>Club '2009</u>	<u>Consolidated '2009</u>	<u>Consolidated '2008</u>
<b>Note 10: Liabilities</b>				
<b>Current</b>				
<b>Secured:</b>				
- Bank overdrafts - Westpac 138956 a/c		32335.72	32335.72	9998.61
			0.00	9998.61
		<u>32335.72</u>	<u>32335.72</u>	<u>9998.61</u>
<b>Non-Current</b>				
<b>Unsecured:</b>				
- Bank loans			0.00	0.00
- Loans from SGA Members	10855.00	0.00	10855.00	10855.00
* - Loans from Coffs Harbour			0.00	11096.00
* - Loans from Beaudesert			0.00	1550.00
- Loans to club from Showmen's Guild				192900.00
	<u>10855.00</u>	<u>0.00</u>	<u>10855.00</u>	<u>216409.00</u>
	<u>10855.00</u>	<u>0.00</u>	<u>10855.00</u>	<u>216409.00</u>

\* Taken up as negative current assets in financials.

	<u>Guild '2009</u>	<u>Club '2009</u>	<u>Consolidated '2009</u>	<u>Consolidated '2008</u>
<b>Note 11: Tax Liabilities</b>				
<b>Current</b>				
GST payable control account	227.92	214.20	442.12	7504.39
Input tax credit control account	1090.82	2984.71	4075.53	5637.20
GST clearing	-3124.74	4034.62	909.88	14254.00
Amounts withheld from salary and wages			0.00	4214.00
Super Employee Contribution		0.00		450.00
	<u>-1806.00</u>	<u>7233.53</u>	<u>5427.53</u>	<u>20795.19</u>

	<u>Guild '2009</u>	<u>Club '2009</u>	<u>Consolidated '2009</u>	<u>Consolidated '2008</u>
<b>Note 12: Provisions</b>				
<b>Current</b>				
Employee entitlements*	0.00	0.00	0.00	0.00
	<u>0.00</u>	<u>0.00</u>	<u>0.00</u>	<u>0.00</u>
<b>Non Current</b>				
Bad debts provisions	10000.00	0.00	10000.00	10000.00
	<u>10000.00</u>	<u>0.00</u>	<u>10000.00</u>	<u>10000.00</u>

\* Since 42 out of 44 employees were casual, no provisions for Holiday pay was taken up in 2009  
 There were 44 employees at the end of the year 31/12/2009

**Note 13: Disclosure of Expenditure**

Employment benefits paid to office holders section - NIL

Employment benefits paid to Employees -\$312572

**Note 14: Notice under Sections 272 of the RO Act**

Section 272(1) (2) and (3) as follows

(1) A member of a reporting unit, or the General Manager, may apply to the reporting unit for specified prescribed information in relation to the reporting unit to be made available to the person making the application.

(2) The application must be in writing and must specify the period within which, and the manner in which, the information is to be made available. The period must not be less than 14 days after the application is given to the reporting unit.

(3) A reporting unit must comply with an application made under subsection (1).

Note: This subsection is a civil penalty provision (see section 205).

**The accompanying notes form part of these financial statements. These statements should be read in conjunction with the attached compilation report.**

**The Showmen's Guild of Australasia**  
**A.B.N. 75 134 664 816**  
**Committee's Report**  
**For the year ended 31 December 2009**

---

Your committee members submit the financial accounts of The Showmen's Guild of Australasia for the financial year ended 31 December 2009.

### **Committee Members**

The names of the committee members at the day of this report are:

George Pink - President  
 Debbie Cronk - Treasurer  
 L.J. Davis (John) – Secretary

Patricia Blades - Trustee  
 Doreen Brown – Trustee

Paul Hennessy - Vice President  
 Gary Johnson - Vice President  
 Noel McGregor OAM - Vice President  
 Shane Blades - Vice President  
 Clayton Taylor - Vice President  
 Emile Verfurth J.L.L. - Vice President  
 Luke Chambers- Vice President  
 Michael Allan - Vice President  
 Frank Laurie - Vice President  
 Anthony Laurie - Vice President

Tom Baker - Committee  
 Broderick Pavier- Committee  
 Lew Osborne - Committee  
 AJ Ribbons - Committee  
 Terry Nilon - Committee  
 Stewart Watkins - Committee  
 Charlie Pink - Committee  
 Richard Miller - Committee  
 Nita Karaitiana - Committee  
 Brian Gilmore – Committee  
 Paul Watkins – Committee  
 John Roberts – Committee

**The Showmen's Guild of Australasia**  
**A.B.N. 75 134 664 816**  
**Committee's Report**  
**For the year ended 31 December 2009**

---

### Operating Result

The profit (Loss) of The Showmen's Guild of Australasia for the financial year after providing for income tax amounted to:

Year ended 31 December 2009	Year ended 31 December 2008
\$	\$
(15,979)	117,019

### Principal Activities

The principal activities of The Showmen's Guild of Australasia during the course of the year were to support it's members and the community in relation to Exhibitions and Shows.

### Significant Changes in the State of Affairs

The Showmen's Guild of Australasia had no Rental Income from the Townsville Show in 2009 due to cancellation. The Townsville Show normally provides a substantial amount of Rental Income.

### After Balance Date Events

In late December 2009 a registered valuer carried out a valuation on the land and buildings of the Club premises at 4 Turner Avenue Yalala Qld and placed a valuation of \$1,950,000 on this asset. This increased the value by approximately \$420000. Since we received this valuation in January 2010 the revaluation will be taken up in the 2010 year. Other than this revaluation no other matters or circumstances have arisen since the end of the financial year which significantly affected or may significantly affect the operations of The Showmen's Guild of Australasia,

### Future Developments

The Showmen's Guild of Australasia expects to maintain the present status and level of operations and hence there are no likely developments in the operations in future financial years.

### Indemnifying Officer or Auditor

No indemnities have been given or agreed to be given or insurance premiums paid or agreed to be paid, during or since the end of the financial year, to any person who is or has been an officer or auditor of The Showmen's Guild of Australasia.

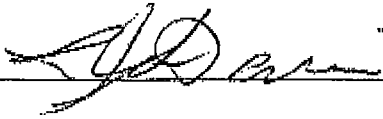
The Showmen's Guild of Australasia  
A.B.N. 75 134 664 816  
Committee's Report  
For the year ended 31 December 2009

---


**Committee of Management Statement**

It was agreed to prepare a committee of management statement in accordance with the WR Act (RAO Schedule).

Signed in accordance with a resolution of the Members of the Committee:



\_\_\_\_\_  
L J Davis  
Secretary



\_\_\_\_\_  
George Pink  
President

Dated: 5/3/2010

U

**Committee of Management Statement**

On 5th March 2010 the Committee of Management of The Showmen's Guild of Australasia passed the following resolution in relation to the general purpose financial report (GPFR) of the reporting unit for the financial year ended 2009. The Committee of Management declares in relation to the GPFR that in its opinion:

- (a) The 2009 financial statements and notes comply with the Australian Accounting Standards; and RO Act.
- (b) The 2009 financial statements and notes comply with the reporting guidelines of the Industrial Registrar. Depreciation expense has been taken up for the year ended 31<sup>st</sup> December 2009 and complies with the Auditors requirements reported in the 2008 financial statements.
- (c) The committee noted that the book value of the current Real Estate asset at Yalata Old is far less than the proposed current value. In December 2009 Norman C.Ryan & Associates, Registered Valuers carried out a valuation on the property at 4 Turner Avenue, Yalata. Committee members received this valuation in January 2010. The registered valuers have valued land, building & improvements at \$1,950,000.00.

The increase of \$450000 in this asset will be taken up in the 2010 financials .

Subject to this revaluation event which occurred after balance date of 31<sup>st</sup> December 2009, the committee is of the opinion that the 2009 financial statements and notes give a true and fair view of the financial performance, financial position and cash flows of The Showmen's Guild of Australasia for the financial year to 31<sup>st</sup> December 2009.

- (d) There are reasonable grounds to believe that The Showmen's Guild of Australasia will be able to pay its debts as and when they become due and payable;
- (e) During the financial year to which the GPFR relates and since the end of that year:
  - i. meetings of the committee of management were held in accordance with the rules of the organization including the rules of a branch concerned; and
  - ii. the financial affairs of the reporting unit have been managed in accordance with the rules of the organization including the rules of a branch concerned; and
  - iii. the financial records of the reporting unit have been kept and maintained in accordance with the RO Act; and

- iv. where the organization consists of 2 or more reporting units, the financial records of the reporting unit have been kept, as far as practicable, in a consistent manner to each of the other reporting units of the organization; and
- v. the information sought in any request of a member of the reporting unit or a Registrar duly made under section 272 of the RO Act has been furnished to the member or Registrar; and
- vi. The committee is satisfied that there has been compliance with the reporting of unit under section 273 of the RO Act during the period.

**For Committee of Management: Leslie John Davis**

**Title of Office held: Secretary**

**Signature:**



**Date:**

5/3/2010

## **Operating Report** for year ended 31st December 2009 - s254

### Principal Activities

The **principal activities** of The Showmen's Guild of Australasia during the reporting period were to provide support to members and the community in relation to exhibitions and shows and if required industrial and organizing services to the members consistent with the objects of The Showmen's Guild of Australasia and particularly the object of protecting and improving the interests of the members. s254(2)(a) RO Act.

The Showmen's Guild of Australasia's principal activities **resulted** in maintaining and improving the exhibition and show services to members and improve the conditions of employment to the membership, negotiated by this organisation. s254 (2) (a).

The only **significant change** that has occurred in 2009 is a valuation done by Norm C Ryan & associates registered valuer on land, building & improvements at 4 Turner Avenue, Yatala. The valuation came to \$1,950,000.00 and was received in January 2010

### Manner of Resignation

**Members may resign from The Showmen's Guild of Australasia in accordance with rule 11, which reads as follows: s254(2)(c) RO Act.**

"A member may resign their membership by notifying the Secretary in writing, addressed and delivered to that officer.

A notice of resignation from membership takes effect

- a) Where the member ceases to be eligible to become a member of the organization:
  - i. on the day on which the notice is received by the organization; or
  - ii. (ii) on the day specified in the notice, which is a day not earlier than the day when the member ceases to be eligible to become a member,
 whichever is later, or
  
- b) in any other case:
  - i. at the end of two weeks, after the notice is received by the organization; or
  - ii. on the day specified in the notice;
 whichever is later.

Any dues payable but not paid by a former member of the organization, in relation to a period before the member's resignation from the organization took effect, may be sued for and recovered in the name of the organization, in a court of competent jurisdiction, as a debt due to the organization.

A notice delivered to the Secretary shall be taken to have been received by the organization when it is delivered.



A notice of resignation that has been received by the organization is not invalid because it was not addressed and delivered to the Secretary.

A resignation from membership is valid even if it is not effected in accordance with this Rule if the member is informed in writing by or on behalf of the organization that the resignation has been accepted.

**Trustee or director of trustee company of superannuation entity or exempt public sector superannuation scheme s254 (2)(d)**

The following office holders of The Showmen's Guild of Australasia held preserved positions in the following entities.

None

**Number of members RO Act reg 159(a)**

The number of persons who, at the end of the reporting period 31st December 2009, were recorded on the Register of Members of The Showmen's Guild of Australasia was **460**.

**Number of employees, RO Act reg 159(b)**

The number of persons who were, at the end of the reporting period 31st December 2009, employees of The Showmen's Guild of Australasia was **44** (includes **42** part time employees measured on a full time equivalent basis).

**Members of Committee of Management RO Act reg 159(c)**

The persons who held office as members of the Committee of Management of The Showmen's Guild of Australasia during the reporting period 31st December 2009 are:

- George Pink - President
- Debbie Cronk - Treasurer
- L.J. Davis (John) – Secretary
  
- Patricia Blades - Trustee
- Doreen Brown – Trustee
- Paul Hennessy - Vice President
- Gary Johnson - Vice President
- Noel McGregor OAM - Vice President
- Shane Blades - Vice President
  
- Clayton Taylor - Vice President


- Emile Verfurth 111 - Vice President
- Luke Chambers- Vice President
- Michael Allan - Vice President
- Frank Laurie - Vice President
- Anthony Laurie - Vice President
  
- Tom Baker - Committee
- Broderick Pavicr- Committee
- Lew Osborne - Committee
- AJ Ribbons - Committee
- Terry Nilon - Committee
- Stewart Watkins - Committee
- Charlie Pink - Committee
- Richard Miller - Committee
- Nita Karaitiana - Committee
- Brian Gilmore - Committee
- Paul Watkins – Committee
- John Roberts - Committee

**Operating Result**

The profit (loss)from Guild and Club’s activities after providing for gaming tax amounted to:

Year ended 31 December 2009	Year ended 31 December 2008
\$	\$
(15,979)	117,019

  
 Signed Leslie John Davis (Secretary)

  
 Signed George Pink (President)

Date 5/3/2010

**The Showmen's Guild of Australasia**  
**Compilation Report to The Showmen's Guild of Australasia year ended 31<sup>st</sup> December 2009**

On the basis of the information provided by the committee and staff of The Showmen's Guild of Australasia, we have compiled, in accordance with APS 9: Statement on Compilation of Financial Reports the general purpose financial report (GPFR) of The Showmen's Guild of Australasia for the period ended 31st December 2009, comprising the attached Detailed Profit and Loss Statement, Detailed Balance Sheet, and Statement of Cash Flows. The specific purpose for which the general purpose financial report (GPFR) has been prepared is set out in the RO Act. The extent to which Australian Accounting Standards and other mandatory professional reporting requirements have been used are in accordance with the requirements of the RO Act and the following applicable Accounting Standards and Urgent Issues Group Interpretations AASB 3, AASB 101, AASB 107, AASB 108, AASB 110, AASB 116, AASB 117, AASB 124, AASB 137, AASB 1031, and AASB 1048.

The committee and staff of The Showmen's Guild of Australasia are solely responsible for the information contained in the general purpose financial report and have determined that the accounting policies used are consistent with the financial reporting requirements of The RO Act, The Showmen's Guild of Australasia's constitution and are appropriate to meet the needs of the executive and members of the Showmen's Guild.

Our procedures use accounting expertise to collect, classify and summarise the financial information, which the executive and staff provided into a financial report. Our procedures do not include verification or validation procedures.

To the extent permitted by law, we do not accept liability for any loss or damage which any person, other than the Showmen's Guild, may suffer arising from any negligence on our part. No person other than members of the Showmen's Guild of Australasia should rely on the general purpose financial report without having an audit or review conducted.

The general purpose financial report (GPFR) was prepared for the benefit of the Committee of Management and the Members of The Showmen's Guild of Australasia, the RO Act requirements and the purpose identified above. We do not accept responsibility to any other person for the contents of the general purpose financial report.

Suite 22 / Level 2  
149 Wickham Terrace Qld

KP Business Accountants



Dated 4/3/2010

**The Showmen's Guild of Australasia**  
**Independent Auditor Report for year ended 31st December 2009**

### Scope

We have audited the attached financial report, being a general purpose financial report (GPFR) comprising the Committee of Management Statement, Statement of Financial Performance, Statement of Financial Position, Statement of Cash Flows, and Notes to the Financial Statements, for the year ended 31 December 2009 of The Showmen's Guild of Australasia. The Showmen's Guild of Australasia is Incorporated as an organization under Section 27 of the Workplace Relations Act 1996 and reports in accordance with standards of the recent Fair Work (Registered Organisations) Act 2009 (RO Act) which commenced on 1 July, 2009. The committee and staff members are responsible for the financial report and have determined that the accounting policies used and described in Notes to the financial statements which form part of the financial report are appropriate to meet the requirements of the RO Act and are appropriate to meet the needs of the members. We have conducted an independent audit of the financial report in order to express an opinion on it to the members of the company. No opinion is expressed as to whether the accounting policies used are appropriate to the needs of the members.

The audited financial report has been prepared for distribution to the committee of management and members for the purpose of fulfilling the organization's financial reporting requirements under the RO Act. We disclaim any assumption of responsibility for any reliance on this report or on the financial report to which it relates to any person other than the members, or for any purpose other than that for which it was prepared.

Our audit has been conducted in accordance with Australian Auditing Standards and the RO Act. Our procedures included examination, on a test basis, of evidence supporting the amounts and other disclosures in the financial statements, and the evaluation of significant accounting estimates. These procedures have been undertaken to form an opinion whether, in all material respects, the financial report is presented fairly in accordance with the accounting policies of the Showmen's Guild of Australasia, acceptable accounting standards, the RO Act and other statutory requirements, so as to present a view which is consistent with our understanding of the Showmen's Guild of Australasia's financial position, and performance as represented by the results of its operations and its cash flows. These policies do not require the application of all Accounting Standards and other mandatory professional reporting requirements except those described in the RO Act.

The audit opinion expressed in this report has been formed on the above basis.

### Qualifications

1/ Depreciation and amortisation expenses (AASB16) for Plant and Equipment and Fixtures and Fittings in the Showmans Club premises were taken up for the 12 month to 31st December 2009. No Capital write offs for Buildings were taken up for this period. Committee of Management had obtained a registered valuers valuation on the Land and Buildings at 4 Turner Avenue, Yatala Qld. This valuation increased the value of this asset by \$450,000. This valuation was received in January 2010 after the balance date 31<sup>st</sup> December 2009 and committee members have advised that the revaluation will not be adjusted in the balance sheet till 2010 year.

2/ In accordance with AASB124 there was a transaction with a related party in the form of a loan of \$1,550.00 from T Nilon. Mr T Nilon is a member of the committee of management this loan is owed to T Nilon since 2008.

3/ In accordance with AARB119 there were no provisions taken up in the 2009 financials even though two of the forty four employees are permanent and accrue holiday pay entitlements.

4/ Due to the cash nature of this organisations business culture, a small number of receipts cannot be verified until these funds are banked and recorded in the Showmen's Guild books and records.

**The Showmen's Guild of Australasia  
Independent Auditor Report for year ended 31st December 2009**

**Independence**

In accordance with ASIC Class Order 05/83, we declare to the best of our knowledge and belief that the auditor's independence declaration has not changed as at the date of providing our audit opinion.

**Audit opinion**

In our opinion, except for the matters raised in the qualification paragraphs :

**1.** The financial statements and reports of the Showmen's Guild of Australasia

**(a)** present a true and fair view of the Showmen's Guild of Australasia 's financial position for year ended 31st December 2009 and of it's performance for the year ended on that date in accordance with applicable accounting standards (AASB) , the RO Act , and the Showmen's Guild of Australasia's accounting policies ; and

**(b)** The financial statements are properly drawn up complying with Accounting Standards, comprising AASB 1025: Application of the Reporting Entity Concept and Other Amendments and other Accounting Standards to the extent described in the qualifying paragraph and the provisions of the RO Act .

Signed at Brisbane on 4<sup>th</sup> March 2010:



**Peter Johnson**, (Chartered Accountant) Registered Company Auditor (No 5986)  
KP Business Accountants  
c/- Suite 22 / Level 2 149 Wickham Terrace Brisbane Qld 4000

## The Showmen's Guild of Australasia Depreciation Schedule for the year ended 31 December, 2009

	Total	Priv	OWDV	DISPOSAL		ADDITION		DEPRECIATION			Priv	CWDV	PROFIT		LOSS		
				Date	Consid	Date	Cost	Value	T	Rate			Deprec	Upto	+ Above	Total	-
<b>Dining area and hall</b>																	
Small Rec' Tables * 5	150.00	0.00	80		0		0	80	D	18.75	15	0	65	0	0	0	0
Large Rec' Tables * 12	1,200.00	0.00	643		0		0	643	D	18.75	121	0	522	0	0	0	0
Round Tables * 2	200.00	0.00	107		0		0	107	D	18.75	20	0	87	0	0	0	0
4 Dining Chairs * 80	3,200.00	0.00	1,717		0		0	1,717	D	18.75	322	0	1,395	0	0	0	0
5 Seater Lounge * 2	100.00	0.00	54		0		0	54	D	18.75	10	0	44	0	0	0	0
Seater Lounge	100.00	0.00	54		0		0	54	D	18.75	10	0	44	0	0	0	0
high Chairs * 2	80.00	0.00	43		0		0	43	D	18.75	8	0	35	0	0	0	0
Wall Unit	40.00	0.00	21		0		0	21	D	18.75	4	0	17	0	0	0	0
Entrance Unit	400.00	0.00	215		0		0	215	D	18.75	40	0	175	0	0	0	0
Dining Tables * 2	200.00	0.00	107		0		0	107	D	18.75	20	0	87	0	0	0	0
Podium & Microphone Holder	50.00	0.00	27		0		0	27	D	18.75	5	0	22	0	0	0	0
Lattice Screens * 8	800.00	0.00	429		0		0	429	D	18.75	80	0	349	0	0	0	0
Refrig Water Unit & Filter	100.00	0.00	54		0		0	54	D	18.75	10	0	44	0	0	0	0
Small Table on Casters	50.00	0.00	27		0		0	27	D	18.75	5	0	22	0	0	0	0
Upright Lights * 4	200.00	0.00	107		0		0	107	D	18.75	20	0	87	0	0	0	0
T.V.	100.00	0.00	54		0		0	54	D	18.75	10	0	44	0	0	0	0
Large Speakers * 2	200.00	0.00	107		0		0	107	D	18.75	20	0	87	0	0	0	0
Large Planter Boxes * 2	160.00	0.00	86		0		0	86	D	18.75	16	0	70	0	0	0	0
Entrance Arch (Bridal)	200.00	0.00	107		0		0	107	D	18.75	20	0	87	0	0	0	0
Platform (Carpet Covered)	250.00	0.00	134		0		0	134	D	18.75	25	0	109	0	0	0	0
Telstra Blue Phone	200.00	0.00	107		0		0	107	D	18.75	20	0	87	0	0	0	0
Cold Bar in Dining	500.00	0.00	268		0		0	268	D	18.75	50	0	218	0	0	0	0
Vacuum Cleaner	100.00	0.00	54		0		0	54	D	18.75	10	0	44	0	0	0	0
	8,580		4,602		0		0	4,602			861	0	3,741				
								Deduct Private Portion			0						
								Net Depreciation			861						

From: unknown Page: 9/21 Date: 6/04/2010 12:28:48 PM

28

The Showmen's Guild of Australasia  
 Depreciation Schedule for the year ended 31 December, 2009

	Total	Priv	DISPOSAL		ADDITION		DEPRECIATION			Priv	CWDV	PROFIT		LOSS		
			Date	Consid	Date	Cost	Value	T	Rate			Deprec	Upto	+	Above	Total
<b>Kids Room</b>																
T.V.Monitors * 2	200.00	0.00	27/03/06	107		0	107	D	18.75	20	0	87	0	0	0	0
Timber Wall Housing	100.00	0.00	27/03/06	34		0	34	D	30.00	10	0	24	0	0	0	0
Book Shelf	50.00	0.00	27/03/06	17		0	17	D	30.00	5	0	12	0	0	0	0
Games Bx	100.00	0.00	27/03/06	34		0	34	D	30.00	10	0	24	0	0	0	0
children's Lounges * 2	40.00	0.00	27/03/06	14		0	14	D	30.00	4	0	10	0	0	0	0
Large B/Board	20.00	0.00	27/03/06	7		0	7	D	30.00	2	0	5	0	0	0	0
Small B/Board	10.00	0.00	27/03/06	3		0	3	D	30.00	1	0	2	0	0	0	0
Various Toys	100.00	0.00	27/03/06	34		0	34	D	30.00	10	0	24	0	0	0	0
Small air Conditioner	100.00	0.00	27/03/06	61		0	61	D	15.00	9	0	52	0	0	0	0
T.V.	100.00	0.00	27/03/06	34		0	34	D	30.00	10	0	24	0	0	0	0
	<u>820</u>			<u>345</u>		<u>0</u>		<u>345</u>		<u>81</u>	<u>0</u>	<u>264</u>				
								Deduct Private Portion		<u>0</u>						
								Net Depreciation		<u>81</u>						

Form: unknown Page: 10/21 Date: 6/04/2010 12:28:49 PM

22

### The Showmen's Guild of Australasia Depreciation Schedule for the year ended 31 December, 2009

	DISPOSAL			ADDITION		DEPRECIATION				PROFIT		LOSS							
	Total	Prv	OWDV	Date	Consd	Date	Cost	Value	T	Rate	Deprec	Prv	CWDV	Upto	+	Above	Total	-	Prv
<b>Bar Area</b>																			
Water Cooler	100.00	27/03/06	100	0.00	61		0	61	D	15.00	9	0	52	0	0	0	0	0	0
Dry Bar Tables * 6	600.00	27/03/06	600	0.00	206		0	206	D	30.00	62	0	144	0	0	0	0	0	0
Keg Barrel Tables * 2	200.00	27/03/06	200	0.00	69		0	69	D	30.00	21	0	48	0	0	0	0	0	0
Bar Stools * 20	800.00	27/03/06	800	0.00	563		0	563	D	10.00	58	0	525	0	0	0	0	0	0
Gas Heater on Stand	200.00	27/03/06	200	0.00	122		0	122	D	15.00	18	0	104	0	0	0	0	0	0
NEC T.V.	100.00	27/03/05	100	0.00	34		0	34	D	30.00	10	0	24	0	0	0	0	0	0
Panasonic T.V.	100.00	27/03/05	100	0.00	34		0	34	D	30.00	10	0	24	0	0	0	0	0	0
Wall Clock	50.00	27/03/05	50	0.00	7		0	7	D	50.00	4	0	3	0	0	0	0	0	0
Security systems + Monitor	1,500.00	27/03/06	1,500	0.00	514		0	514	D	30.00	154	0	360	0	0	0	0	0	0
Pavona Coffee Machine	1,000.00	27/03/06	1,000	0.00	343		0	343	D	30.00	103	0	240	0	0	0	0	0	0
Sanyo Cash Register	700.00	27/03/06	700	0.00	510		0	510	D	10.00	51	0	459	0	0	0	0	0	0
Electric Fan	20.00	27/03/06	20	0.00	7		0	7	D	30.00	2	0	5	0	0	0	0	0	0
Amplifier & Player system	2,000.00	27/03/06	2,000	0.00	686		0	686	D	30.00	206	0	480	0	0	0	0	0	0
Neon Sign (Coffee)	200.00	27/03/05	200	0.00	69		0	69	D	30.00	21	0	48	0	0	0	0	0	0
Phone	60.00	27/03/05	60	0.00	20		0	20	D	30.00	6	0	14	0	0	0	0	0	0
Glasswasher	500.00	27/03/05	500	0.00	258		0	258	D	18.75	50	0	218	0	0	0	0	0	0
Wire Racks * 2	100.00	27/03/06	100	0.00	34		0	34	D	30.00	10	0	24	0	0	0	0	0	0
Mirrored Display Unit	200.00	27/03/05	200	0.00	69		0	69	D	30.00	21	0	48	0	0	0	0	0	0
Black Laminated Timber Bar	1,800.00	27/03/06	1,800	0.00	1,312		0	1,312	D	10.00	131	0	1,181	0	0	0	0	0	0
	<u>10,230</u>				<u>4,948</u>		<u>0</u>	<u>0</u>		<u>4,948</u>		<u>0</u>	<u>4,001</u>						
										Deduct Private Portion			<u>0</u>						
										Net Depreciation			<u>947</u>						

From: unknown Page: 11/21 Date: 6/04/2010 12:28:49 PM



**The Showmen's Guild of Australasia  
Depreciation Schedule for the year ended 31 December, 2009**

	Total	Priv	OWDV	DISPOSAL		ADDITION		DEPRECIATION			Priv	CWDV	PROFIT		LOSS			
				Date	Consid	Date	Cost	Value	T	Rate			Deprec	Upto	Above	Total	Priv	
<b>Dining Area - Outside</b>																		
Chairs * 28	560.00	27/03/06	560	0.00	192		0	0	192	D	30.00	58	0	134	0	0	0	0
Concrete Planter Boxes * 11	1,100.00	27/03/06	1,100	0.00	377		0	0	377	D	30.00	113	0	264	0	0	0	0
BBQ's not working	20.00	27/03/06	20	0.00	3		0	0	3	D	50.00	2	0	1	0	0	0	0
Cool Room	2,500.00	27/03/06	2,500	0.00	1,535		0	0	1,535	D	15.00	230	0	1,305	0	0	0	0
Shade Cloth Awning	1,000.00	27/03/06	1,000	0.00	343		0	0	343	D	30.00	103	0	240	0	0	0	0
	<u>5,180</u>		<u>2,450</u>		<u>0</u>		<u>0</u>	<u>2,450</u>			<u>506</u>	<u>0</u>	<u>0</u>	<u>1,544</u>				
								Deduct Private Portion				<u>0</u>						
								Net Depreciation				<u>506</u>						

From: unknown Page: 12/21 Date: 6/04/2010 12:28:49 PM

### The Showmen's Guild of Australasia Depreciation Schedule for the year ended 31 December, 2009

	Total	Prv	OWDV	DISPOSAL		ADDITION		DEPRECIATION				PROFIT		LOSS			
				Date	Consid	Date	Cost	Value	T	Rate	Deprec	Prv	CWDDV	Upto	+	Above	Total
<b>Office Equipment</b>																	
Brother Fax Machine	100.00	27/03/06	100	0.00	34	0	0	34	D	30.00	10	0	24	0	0	0	0
Drawer Filing Cabinet	100.00	27/03/06	100	0.00	49	0	0	49	D	21.43	10	0	39	0	0	0	0
Side Table	50.00	27/03/06	50	0.00	24	0	0	24	D	21.43	5	0	19	0	0	0	0
Photocopy Machine	1,000.00	27/03/06	1,000	0.00	343	0	0	343	D	30.00	103	0	240	0	0	0	0
Drawer Filing Cabinet	200.00	27/03/06	200	0.00	97	0	0	97	D	21.43	21	0	76	0	0	0	0
Desks & Returns	200.00	27/03/06	200	0.00	97	0	0	97	D	21.43	21	0	76	0	0	0	0
Large Desk & Returns	150.00	27/03/06	150	0.00	73	0	0	73	D	21.43	16	0	57	0	0	0	0
Bookshelf	100.00	27/03/06	100	0.00	49	0	0	49	D	21.43	10	0	39	0	0	0	0
Office Chairs on Castors * 4	120.00	27/03/06	120	0.00	58	0	0	58	D	21.43	12	0	46	0	0	0	0
Door Storage Cabinets * 3	400.00	27/03/06	400	0.00	194	0	0	194	D	21.43	42	0	152	0	0	0	0
Drawer Filing Cabinet	100.00	27/03/06	100	0.00	49	0	0	49	D	21.43	10	0	39	0	0	0	0
Side Tables (shelved)	50.00	27/03/06	50	0.00	24	0	0	24	D	21.43	5	0	19	0	0	0	0
Laser Printer HP	200.00	27/03/06	200	0.00	69	0	0	69	D	30.00	21	0	48	0	0	0	0
Canon 1580 Printer	300.00	27/03/06	300	0.00	103	0	0	103	D	30.00	31	0	72	0	0	0	0
MYOB Software	500.00	27/03/06	500	0.00	63	0	0	63	D	50.00	32	0	31	0	0	0	0
Lattice Room Divider	100.00	27/03/06	100	0.00	49	0	0	49	D	21.43	10	0	39	0	0	0	0
Computer Monitors * 2	100.00	27/03/06	100	0.00	34	0	0	34	D	30.00	10	0	24	0	0	0	0
Computer Towers * 2	300.00	27/03/06	300	0.00	388	0	0	388	D	21.43	53	0	305	0	0	0	0
Fireproof safe	200.00	27/03/06	200	0.00	97	0	0	97	D	21.43	21	0	76	0	0	0	0
commander Phone system	1,000.00	27/03/06	1,000	0.00	343	0	0	343	D	30.00	103	0	240	0	0	0	0
Small Air Conditioner	100.00	27/03/06	100	0.00	34	0	0	34	D	30.00	10	0	24	0	0	0	0
Paper Shredder	100.00	27/03/06	100	0.00	49	0	0	49	D	21.43	10	0	39	0	0	0	0
Bay Compactus large * 6	4,000.00	27/03/06	4,000	0.00	1,940	0	0	1,940	D	21.43	416	0	1,524	0	0	0	0
Boardroom Suite	2,000.00	27/03/06	2,000	0.00	970	0	0	970	D	21.43	208	0	762	0	0	0	0
Desks * 2	200.00	27/03/06	200	0.00	97	0	0	97	D	21.43	21	0	76	0	0	0	0
Safe	200.00	27/03/06	200	0.00	97	0	0	97	D	21.43	21	0	76	0	0	0	0
Office Chairs (on castors)	60.00	27/03/06	60	0.00	29	0	0	29	D	21.43	6	0	23	0	0	0	0
Drawer Filing Unit	50.00	27/03/06	50	0.00	24	0	0	24	D	21.43	5	0	19	0	0	0	0
Horse from carousel	300.00	27/03/06	300	0.00	145	0	0	145	D	21.43	31	0	114	0	0	0	0
4 Drawer Filing Cabinet * 2	200.00	27/03/06	200	0.00	97	0	0	97	D	21.43	21	0	76	0	0	0	0
Neon Coffee Sign	200.00	27/03/06	200	0.00	97	0	0	97	D	21.43	21	0	76	0	0	0	0
4 Shelf Units * 2	100.00	27/03/06	100	0.00	49	0	0	49	D	21.43	10	0	39	0	0	0	0
20 Shelves Wine Racks * 2	100.00	27/03/06	100	0.00	49	0	0	49	D	21.43	10	0	39	0	0	0	0
Air Conditioning Unit	1,000.00	27/03/06	1,000	0.00	486	0	0	486	D	21.43	104	0	382	0	0	0	0
Old Split	1,000.00	27/03/06	1,000	0.00	486	0	0	486	D	21.43	104	0	382	0	0	0	0
shelf Unit	100.00	27/03/06	100	0.00	49	0	0	49	D	21.43	10	0	39	0	0	0	0
Toshiba Digital Copier	3,079.00	25/01/08	3,079	0.00	1,928	0	0	1,928	D	40.00	771	0	1,157	0	0	0	0

From: unknown Page: 13/21 Date: 6/04/2010 12:28:50 PM

**The Showmen's Guild of Australasia**  
**Depreciation Schedule for the year ended 31 December, 2009**

Total	Priv	CWDV	DISPOSAL		ADDITION		DEPRECIATION			Priv	CWDV	PROFIT		LOSS	
			Date	Consid	Date	Cost	Value	T	Rate			Deprec	Upto	+	Above
18,559		8,863		0		0	8,863		2,355	0	6,508				
							Deduc: Private Portion		0						
							Net Depreciation		2,355						

From: unknown Page: 14/21 Date: 6/04/2010 12:28:50 PM



### The Showmen's Guild of Australasia Depreciation Schedule for the year ended 31 December, 2009

	Total	Priv	DISPOSAL		ADDITION		DEPRECIATION				PROFIT		LOSS				
			OWDV	Date	Consid	Date	Cost	Value	T	Rate	Deprec	Priv	CWDV	Upto +	Above	Total -	Priv
<b>Outdoor - Garden Equipment</b>																	
Floor Coverings	5,000.00	27/03/06	5,000	0.00	1,715	0	0	1,715	D	30.00	515	0	1,200	0	0	0	0
Garden Shed	300.00	27/03/06	300	0.00	219	0	0	219	D	10.00	22	0	197	0	0	0	0
Ride on Lawn Mower	2,000.00	27/03/06	2,000	0.00	1,228	0	0	1,228	D	15.00	184	0	1,044	0	0	0	0
Lawn Mower	200.00	27/03/06	200	0.00	122	0	0	122	D	15.00	18	0	104	0	0	0	0
Electric Organ	200.00	27/03/06	200	0.00	69	0	0	69	D	30.00	21	0	48	0	0	0	0
Pianola	200.00	27/03/06	200	0.00	69	0	0	69	D	30.00	21	0	48	0	0	0	0
Outdoor Broom	20.00	27/03/06	20	0.00	0	0	0	0	D	100.00	0	0	0	0	0	0	0
Ladders * 2	40.00	27/03/06	40	0.00	14	0	0	14	D	30.00	4	0	10	0	0	0	0
Chairs * 17	300.00	27/03/06	300	0.00	103	0	0	103	D	30.00	31	0	72	0	0	0	0
Whipper Snipper	100.00	27/03/06	100	0.00	34	0	0	34	D	30.00	10	0	24	0	0	0	0
electric Leaf Blower	100.00	27/03/06	100	0.00	34	0	0	34	D	30.00	10	0	24	0	0	0	0
shovel	20.00	27/03/06	20	0.00	12	0	0	12	D	15.00	2	0	10	0	0	0	0
Saw	20.00	27/03/06	20	0.00	12	0	0	12	D	15.00	2	0	10	0	0	0	0
Rake	20.00	27/03/06	20	0.00	12	0	0	12	D	15.00	2	0	10	0	0	0	0
Garden Hook	20.00	27/03/06	20	0.00	12	0	0	12	D	15.00	2	0	10	0	0	0	0
Dodgem car	100.00	27/03/06	100	0.00	61	0	0	61	D	15.00	9	0	52	0	0	0	0
Front Fence	3,000.00	24/11/08	3,000	0.00	2,969	0	0	2,969	D	10.00	297	0	2,672	0	0	0	0
	<u>11,640</u>		<u>6,685</u>		<u>0</u>		<u>0</u>	<u>6,685</u>			<u>1,150</u>	<u>0</u>	<u>5,535</u>				
								Deduct Private Portion			<u>0</u>						
								Net Depreciation			<u>1,150</u>						

From: unknown Page: 16/21 Date: 6/04/2010 12:28:51 PM

**The Showmen's Guild of Australasia  
Depreciation Schedule for the year ended 31 December, 2009**

	Total	Priv	OWDV	DISPOSAL		ADDITION		DEPRECIATION				PROFIT		LOSS				
				Date	Consid	Date	Cost	Value	T	Rate	Deprec	Priv	CWDV	Upto	+ Above	Total	- Priv	
<b>Gaming Room</b>																		
Poker Machines * 20	100,000.00	27/03/06	100,000	0.00	34,300		0	0	34,300	D	30.00	10,290	0	24,010	0	0	0	0
Stools * 20	2,000.00	27/03/06	2,000	0.00	686		0	0	686	D	30.00	206	0	480	0	0	0	0
Split System Air Conditioning * 2	1,400.00	27/03/06	1,400	0.00	1,021		0	0	1,021	D	10.00	102	0	919	0	0	0	0
	<u>103,400</u>		<u>36,007</u>		<u>0</u>		<u>0</u>	<u>36,007</u>				<u>10,598</u>	<u>0</u>	<u>25,409</u>				
									Deduct Private Portion			<u>0</u>						
									Net Depreciation			<u>10,598</u>						

From: unknown Page: 17/21 Date: 6/04/2010 12:28:51 PM

34

**The Showmen's Guild of Australasia  
Depreciation Schedule for the year ended 31 December, 2009**

	Total	Priv	OWDV	DISPOSAL		ADDITION		DEPRECIATION				PROFIT		LOSS			
				Date	Consid	Date	Cost	Value	T	Rate	Deprec	Priv	CWDV	Up to	+ Above	Total	- Priv
<b>Outdoor Big Split - Sales &amp; Fixtures</b>																	
Big Split	75,000	0.00	46,059		0		0	46,059	0	15.00	6,909	0	39,150	0	0	0	0
	<u>75,000</u>		<u>46,059</u>		<u>0</u>		<u>0</u>	<u>46,059</u>			<u>6,909</u>	<u>0</u>	<u>39,150</u>				
								Deduct Private Portion			<u>0</u>						
								Net Depreciation			<u>6,909</u>						

From: unknown Page: 18/21 Date: 6/04/2010 12:28:51 PM