

17 April 2015

Mr Terrence Mathers
President
Victorian Association of Forest Industries
info@vafi.org.au



CC: R J Sincock, CWS Sincock & Co by email: russell@sayers.net.au
CC: Tim Johnston, CEO, by email: tjohnston@vafi.org.au
CC: Peter Ryan, by email pgvryan@bigpond.com

Dear Mr Mathers,

**Victorian Association of Forest Industries
Financial Report for the year ended 30 June 2014 - [FR2014/121]**

I acknowledge receipt of the further information and amended statements of the Victorian Association of Forest Industries. The documents were lodged with the Fair Work Commission (the Commission) on 13 March 2015. A further document was received on 15 April 2015.

The financial report has now been filed. No further steps are required to be taken in relation to the report lodged.

The financial report was filed based on a primary review. This involved confirming that the financial reporting timelines required under s.253, s.265, s.266 and s.268 of the *Fair Work (Registered Organisations) Act 2009* (RO Act) have been satisfied, all documents required under s.268 of the RO Act were lodged and that various disclosure requirements under the Australian Accounting Standards, RO Act and Reporting Guidelines have been complied with. A primary review does not examine all disclosure requirements.

Please note that the financial report for the year ending 30 June 2015 may be subject to an advanced compliance review.

I make the following comments to assist you when you next prepare a financial report. You are not required to take any further action in respect of the report lodged. The Commission will confirm these concerns have been addressed prior to filing next year's report.

Timelines

I note the organisation's explanation of the late lodgement of its report and emphasise that legislative timeframes, including the requirement to lodge the report with the Commission within 14 days of the section 266 meeting, must be complied with.

The Commission will confirm compliance before filing next year's report; non compliance for a third year may be referred to the Compliance Team for their consideration.

Signed Documents

I note that the organisation supplied a new operating report and committee of management statement as the originals were not signed. Please ensure that the statements that form part of next year's report are signed by the relevant officers. Additionally - please ensure that signed documents are always dated with the date that they were signed by the officer.

Auditor's Report

Statement of Changes in Equity

The Auditor's Statement lists the elements of the GPFR as per Australian Auditing Standard ASA 700 *Forming an Opinion and Reporting on a Financial Report* paragraph 23c however it does not

mention the Statement of Changes in Equity. Please ensure that the Statement of Changes in Equity is included in the auditor's scope and mentioned within the auditor's statement in future report.

Going Concern Declaration

Paragraph 39 of the Reporting Guidelines requires an auditor to include in the auditor's statement a declaration that as part of the audit of the financial statement they have concluded that management's use of the going concern basis of accounting in the preparation of the reporting unit's financial statements is appropriate. This declaration was not included in the auditor's statements.

Please have the auditor review the Reporting Guidelines for further information that must be supplied concerning their own qualifications.

Materiality

Australian Accounting Standard *AASB 101 Presentation of Financial Statements* paragraph 97 requires material items to be presented separately. The Statement of Comprehensive Income reports \$81,947 as 'Other revenue', which amounts to almost 12% of revenue and is likely a material amount. Please note that in future years this item is required to be further divided to ensure that any material items within 'other revenue' are separately disclosed.

Notes

Thank you for the further information concerning the employee and officer expenses and provisions.

I note that the accounts that were filed did not seem to contain a complete set of notes with notes alluded to within the statements that were not provided. Please ensure that next year's report provides a full set of notes as required by the statements and the AASB.

Further please ensure that the newly signed replacement statements are provided to the members.

Reporting Requirements

On the FWC website a number of factsheets in relation to the financial reporting process and associated timelines are available. The most recent copy of the Reporting Guidelines and a model set of financial statements can also be found. The FWC recommends reporting units use this model as it will assist in ensuring compliance with the *Fair Work (Registered Organisations) Act 2009*, the s.253 Reporting Guidelines and the Australian Accounting Standards. Access to this information may be obtained via [this link](#).

If you have any queries regarding this letter, please contact me on (03) 8661 7974 or via email at catherine.bebbington@fwc.gov.au.

Yours sincerely



CATHERINE BEBBINGTON
Regulatory Compliance Branch

FAIR WORK COMMISSION

Tel: 03 8661 7974

Fax: 03 9655 0410

catherine.bebbington@fwc.gov.au

GPO Box 1994, Melbourne Victoria 3001

www.fwc.gov.au

11 Exhibition Street
Melbourne VIC 3000
GPO Box 1994
Melbourne VIC 3001

Email : orgs@fwc.gov.au
Internet : www.fwc.gov.au

VICTORIAN ASSOCIATION OF FOREST INDUSTRIES

STATEMENT OF COMPREHENSIVE INCOME
for the period ended 30 June 2014

	Notes	2013 \$	2014 \$
Revenue			
Membership subscription		417,294	472,928
Levies	3A	53,783	43,746
Interest	3B	55,981	43,700
Rental revenue	3C	38,544	34,241
Other revenue		263,734	81,947
Total revenue		<u>829,336</u>	<u>676,562</u>
Expenses			
Employee expenses	4A	338,395	325,341
Administration expenses	4B	295,635	295,591
Bad Debts		26,785	-
Depreciation and amortisation	4C	-	3,172
Consultants		268,625	210,674
Audit fees	12	5,800	5,500
Total expenses		<u>935,240</u>	<u>840,278</u>
Profit (loss) for the year		<u>(105,904)</u>	<u>(163,716)</u>
Other comprehensive income			
Items that will not be subsequently reclassified to profit or loss		-	-
Unrealised Gain (Loss) on revaluation of investments		10,150	11,041
Total comprehensive income (loss) for the year		<u>(95,754)</u>	<u>(152,675)</u>

The above statement should be read in conjunction with the notes.

VICTORIAN ASSOCIATION OF FOREST INDUSTRIES

AUTHORISED OFFICER'S DECLARATION

I, Terrence Julian Mathers of Level 2, 2 Market Street Melbourne Victoria 3000 do solemnly and sincerely declare as follows:

1. I am the President of the Victorian Association of Forest Industries and am authorised to make this declaration on its behalf.
2. The said Association is an Organisation of Employers registered as an organisation pursuant to the provisions of the Fair Work (Registered Organisations) Act 2009.
3. The Registered Office of the Association is located at Level 2, 2 Market Street Melbourne Victoria 3000.
4. I have read the enclosed letter and can confirm the matters contained therein.
5. As outlined an administrative oversight in conjunction with temporary staff occasioned the lodgement deficiencies identified in the Fair Work Commission correspondence dated 5 January 2015.
6. The Association Office Holders and staff are now fully aware of the obligations imposed by the Fair Work Act in respect of Financial Reporting requirements and undertake to ensure that appropriate processes are now in place to ensure compliance and a similar oversight does not occur again.

And I make this declaration conscientiously believing the statements contained in this declaration to be true in every particular.



.....

Declared at Melbourne the 12th day of March 2015

12th March 2015

Ms Catherine Bebbington
Regulatory Compliance Branch
Fair Work Commission
GPO Box 1994
Melbourne Vic 3001

Dear Ms Bebbington,

RE: VAFI Financial Report for the year ended 30 June 2014

Further to our discussion of Wednesday 4th March 2015, I have set out below matters discussed that hopefully satisfies the matters raised in your correspondence of 5th January 2015. Additionally I have enclosed a Certified Authorised Officer's Declaration from the President of VAFI, Mr Julian Mathers.

As advised verbally and as attested, it would appear that unsigned documents were distributed to Members and an incorrect date appeared on one of the documents distributed prior to the Annual General Meeting. These matters have been addressed and correct signed copies have been made available to Members. Copies of such are enclosed, as well as the Operating Report and Committee of Management Report.

As verbally advised, an administrative oversight occurred in relation to the distribution of and in meeting the lodgement requirements within 14 days of the AGM.

There were two contributing factors. Firstly, Ms Lisa Marty the Association's CEO was away on extended Parental Leave and the replacement CEO was unfamiliar with the particular requirements of the Fair Work Act in relation to reporting requirements timeframes. Additionally the President of the Association was away overseas at the time of the AGM and for a period after the AGM. These factors combined led to the documentation being filed out of time.

The replacement CEO is now aware of and familiar with the particular requirements of the Fair Work Act in relation to reporting requirements and no such oversights will occur in to the future.

Our Auditor has provided the following comments and information in relation to the other matters raised regarding the content of the Financial Report itself.

- The Cash Flow Statement (page 10) has been amended to reflect the fact that all receipts are derived by VAFI. VAFI has no other reporting units.

Level 2, 2 Market Street
Melbourne VIC Australia 3000
ABN 99 752 910 589
Telephone +61 3 9611 9000
Facsimile +61 3 9611 9011
info@vafi.org.au
www.vafi.org.au
www.twitter.com/VAFIOnline



- Note 4A (page 18) has been amended to disclose that no separation and redundancies were paid in the 2014 financial year.
- Note 8 (page 22) has been amended to disclose that no long service leave, separation or redundancies and other employee provisions were provided for officers and employees.

We trust that with the inclusions referred to above, the amended Financial Report complies with the reporting requirements and as such may be accepted for filing.

Yours sincerely,

Peter Ryan

For and on behalf of Victorian Association of Forest Industries

Enc.

VICTORIAN ASSOCIATION OF FOREST INDUSTRIES

ABN 99 752 910 589

**Financial Statements
for the year ended 30 June 2014**

**Liability limited by a scheme approved under
Professional Standards Legislation**

Contents

Designated Officer's Certificate	3
Operating Report	4
Committee of Management Statement	5
Statement of Comprehensive Income	7
Statement of Financial Position	8
Statement of Changes in Equity	9
Cash Flow Statement	10
Recovery of Wages Activity	11
Notes to and Forming Part of the Financial Statements	12
Auditor's Independence Declaration	29
Independent Audit Report to the Members	30

VICTORIAN ASSOCIATION OF FOREST INDUSTRIES

ABN 99 752 910 589

OPERATING REPORT

Operating Report prepared in accordance with the requirements of the Fair Work (Registered Organisations) Act 2009.

Executive

The names of the Executive throughout the year and at the date of this report are:

Mr R Humphreys	Mr T J Mathers	Mr R Reid
Mr L Fenning	Mr M Taylor	Mr G Brown
Mr G McNulty	Mr P Rutherford	Mr M Brady
Mr V Hurley	Mr M Warnock	Mr C MacDonald

Principal activities

The Victoria Association of Forest Industries (VAFI) is the peak industry body for Victoria's forest and wood products industry. VAFI provides information, advice and referral services as well advocating on behalf of members at State and Federal Government levels.

Review of principal activities

The principal activities undertaken by the Victorian Association of Forest Industries during the financial year included;

- Representation of members interests to government and other agencies on industry restructuring, future resource pricing and allocation arrangements, future wood supply contract agreements.
- Issues management, communications and public affairs
- Advice to members on employee relations, industrial relations, occupational health and safety and environmental management matters.
- Industrial representation for members in industrial tribunals

Significant changes

No significant change in the nature of the activities occurred during the year.

Operating Result

The loss for the year ended 30 June 2014 amounted to \$152,675 (2013: \$95,754).

Membership

The number of members of the Association as recorded in the register of members as at 30 June 2014 was 20 (2013: 21).

Employees

The number of employees of the Association as at 30 June 2014 measured on a full-time equivalent basis was 2 (2013: 3).

Details of the right of members to resign

Members have the right to resign in accordance with Rule 11 of the Association's Registered Rules.

Details of superannuation trustees

Lisa Marty (on maternity leave from January 2014) is a trustee board member of First Super Pty Ltd.


Details of Officers and employees who are directors of a company or a member of a board

All Executive Committee members are directors and/or the authorised representatives of Association members.

Signed in accordance with a resolution of the Executive.



T. Mathers
President VAFI



G. McNulty
Vice-President VAFI

Dated this seventeenth day of October 2014.

Aug 8/14

VICTORIAN ASSOCIATION OF FOREST INDUSTRIES

COMMITTEE OF MANAGEMENT STATEMENT

for the period ended 30 June 2014

On the 8th August 2014 the Executive Committee of the Victorian Association of Forest Industries passed the following resolution in relation to the general purpose financial report (GPRF) for the year ended 30 June 2014:

The Executive Committee declares that in its opinion:

- (a) the financial statements and notes comply with the Australian Accounting Standards;
- (b) the financial statements and notes comply with the reporting guidelines of the General Manager;
- (c) the financial statements and notes give a true and fair view of the financial performance, financial position and cash flows of the reporting unit for the financial year to which they relate;
- (d) there are reasonable grounds to believe that the reporting unit will be able to pay its debts as and when they become due and payable; and
- (e) during the financial year to which the GPRF relates and since the end of that year:
 - (i) meetings of the committee of management were held in accordance with the rules of the organisation including the rules of a branch concerned; and
 - (ii) the financial affairs of the reporting unit have been managed in accordance with the rules of the organisation including the rules of a branch concerned; and
 - (iii) the financial records of the reporting unit have been kept and maintained in accordance with the RO Act; and
 - (iv) where the organisation consists of two or more reporting units, the financial records of the reporting unit have been kept, as far as practicable, in a consistent manner with each of the other reporting units of the organisation; and
 - (v) where information has been sought in any request by a member of the reporting unit or General Manager duly made under section 272 of the RO Act has been provided to the member or General Manager; and
 - (vi) where any order for inspection of financial records has been made by the Fair Work Commission under section 273 of the RO Act, there has been compliance.
- (f) in relation to recovery of wages activity:
 - (i) the financial report on recovery of wages activity has been fairly and accurately prepared in accordance with the requirements of the reporting guidelines of the General Manager; and
 - (ii) the committee of management instructed the auditor to include in the scope of the audit required under subsection 257(1) of the RO Act all recovery of wages activity by the reporting unit from which revenues had been derived for the financial year in respect of such activity; and
 - (iii) no fees or reimbursements of expenses in relation to recovery of wages activity or donations or other contributions were deducted from monies recovered from employers on behalf of workers other than reported in the financial report on recovery of wages activity and the notes to the financial statements; and
 - (iv) that prior to engaging in any recovery of wages activity, the organisation has disclosed to members by way of a written policy all fees to be charged or

reimbursement of expenses required for recovery of wages activity, and any likely request for donations or other contributions in acting for a worker in recovery of wages activity; and

- (v) no fees or reimbursements of expenses in relation to recovery of wages activity or donations or other contributions were deducted from monies recovered from employers on behalf of workers until distributions of recovered money were made to the workers.


This declaration is made in accordance with a resolution of the Committee of Management.

Signed:



.....

T. J. Mathers – President



.....

G. McNulty – Vice President

Dated: 8th August 2014

VICTORIAN ASSOCIATION OF FOREST INDUSTRIES

STATEMENT OF COMPREHENSIVE INCOME
for the period ended 30 June 2014

	Notes	2013 \$	2014 \$
Revenue			
Membership subscription		417,294	472,928
Levies	3A	53,783	43,746
Interest	3B	55,981	43,700
Rental revenue	3C	38,544	34,241
Other revenue		263,734	81,947
Total revenue		<u>829,336</u>	<u>676,562</u>
Expenses			
Employee expenses	4A	338,395	325,341
Administration expenses	4B	295,635	295,591
Bad Debts	4C	26,785	-
Depreciation and amortisation	4D	-	3,172
Consultants	4E	268,625	210,674
Audit fees	12	5,800	5,500
Total expenses		<u>935,240</u>	<u>840,278</u>
Profit (loss) for the year		<u>(105,904)</u>	<u>(163,716)</u>
Other comprehensive income			
Items that will not be subsequently reclassified to profit or loss		-	-
Unrealised Gain (Loss) on revaluation of investments		10,150	11,041
Total comprehensive income (loss) for the year		<u>(95,754)</u>	<u>(152,675)</u>

The above statement should be read in conjunction with the notes.

VICTORIAN ASSOCIATION OF FOREST INDUSTRIES

STATEMENT OF FINANCIAL POSITION

as at 30 June 2014

	Notes	2013 \$	2014 \$
ASSETS			
Current Assets			
Cash and cash equivalents	5A	710,136	508,966
Trade and other receivables	5B	187,941	241,111
Investments	5C	54,260	471,292
Total current assets		<u>1,352,337</u>	<u>1,221,369</u>
Non-Current Assets			
Land and buildings	6A	35,155	35,155
Plant and equipment	6B	8,890	5,717
Other investments	6C	2	-
Total non-financial assets		<u>44,047</u>	<u>40,872</u>
Total assets		<u>1,396,384</u>	<u>1,262,241</u>
LIABILITIES			
Current Liabilities			
Trade payables	7A	59,261	85,119
Employee provisions	8A	22,249	14,923
Total current liabilities		<u>81,510</u>	<u>100,042</u>
Total liabilities		<u>81,510</u>	<u>100,042</u>
Net assets		<u>1,314,874</u>	<u>1,162,199</u>
EQUITY			
Retained earnings		1,314,874	1,162,199
Total equity		<u>1,314,874</u>	<u>1,162,199</u>

The above statement should be read in conjunction with the notes.

VICTORIAN ASSOCIATION OF FOREST INDUSTRIES

STATEMENT OF CHANGES IN EQUITY
for the period ended 30 June 2014

	Notes	Retained earnings \$	Total equity \$
Balance as at 1 July 2011		1,758,690	1,758,690
Profit (loss) for the year		<u>(348,062)</u>	<u>(348,062)</u>
Closing balance as at 30 June 2012		1,410,628	1,410,628
Profit (loss) for the year		<u>(95,754)</u>	<u>(95,754)</u>
Closing balance as at 30 June 2013		<u>1,314,874</u>	<u>1,314,874</u>
Profit (loss) for the year		<u>(152,675)</u>	<u>(152,675)</u>
Closing balance as at 30 June 2014		<u>1,162,199</u>	<u>1,162,199</u>

The above statement should be read in conjunction with the notes.

VICTORIAN ASSOCIATION OF FOREST INDUSTRIES

CASH FLOW STATEMENT
for the period ended 30 June 2014

	Notes	2013 \$	2014 \$
OPERATING ACTIVITIES			
Cash received			
Receipts		798,697	625,528
Cash used			
Employees		313,587	(361,775)
Suppliers		656,261	(460,514)
Net cash from (used by) operating activities	9	<u>(171,151)</u>	<u>(196,761)</u>
INVESTING ACTIVITIES			
Cash received			
Proceeds from sale of plant and equipment		-	-
Proceeds from sale of investments		-	471,268
Other		-	-
Cash used			
Purchase of plant and equipment		(8,890)	-
Purchase of investments		-	(300,000)
Other		-	-
Net cash from (used by) investing activities		<u>(8,890)</u>	<u>171,268</u>
FINANCING ACTIVITIES			
Cash received			
Contributed equity		-	-
Other		-	-
Cash used			
Repayment of liabilities		(110,000)	-
Other		-	-
Net cash from (used by) financing activities		<u>(110,000)</u>	<u>-</u>
Net increase (decrease) in cash held		<u>(290,041)</u>	<u>(25,493)</u>
Cash & cash equivalents at the beginning of the reporting period		472,647	182,606
Cash & cash equivalents at the end of the reporting period	5A	<u>182,606</u>	<u>157,113</u>

The above statement should be read in conjunction with the notes.

VICTORIAN ASSOCIATION OF FOREST INDUSTRIES

RECOVERY OF WAGES ACTIVITY
for the period ended 30 June 2014

	2013	2014
	\$	\$
Cash assets in respect of recovered money at beginning of year	-	-
Receipts		
Amounts recovered from employers in respect of wages etc.	-	-
Interest received on recovered money	-	-
Total receipts	-	-
Payments		
Payments to workers in respect of recovered money	-	-
Total payments	-	-
Cash assets in respect of recovered money at end of year	-	-
Number of workers to which the monies recovered relates	-	-
Aggregate payables to workers attributable to recovered monies but not yet distributed		
Payable balance	-	-
Number of workers the payable relates to	-	-

Note 1 Summary of Significant Accounting Policies

1.1 Basis of Preparation of the Financial Statements

The financial statements are general purpose financial statements and have been prepared in accordance with Australian Accounting Standards and Interpretations issued by the Australian Accounting Standards Board (AASB) that apply for the reporting period and the *Fair Work (Registered Organisation) Act 2009*. For the purpose of preparing the general purpose financial statements, VAFI is a not-for-profit entity.

The financial statements have been prepared on an accrual basis and in accordance with the historical cost, except for certain assets and liabilities at measured at fair value, as explained in the accounting policies below. Historical cost is generally based on the fair values of the consideration given in exchange for assets. Except where stated, no allowance is made for the effect of changing prices on the results or the financial position. The financial statements are presented in Australian dollars.

1.2 Comparative amounts

When required by Accounting Standards, comparative figures have been adjusted to conform to changes in presentation for the current financial year.

1.3 New Australian Accounting Standards

Adoption of New Australian Accounting Standard Requirements

No accounting standard has been adopted earlier than the application date stated in the standard.

The accounting policies adopted are consistent with those of the previous financial year.

1.4 Revenue

Revenue is measured at the fair value of the consideration received or receivable.

Revenue from subscriptions is accounted for on an accrual basis and is recorded as revenue in the year to which it relates.

Revenue from the sale of goods is recognised when, the risks and rewards of ownership have been transferred to the buyer, the entity retains no managerial involvement or effective control over the goods, the revenue and transaction costs incurred can be reliably measured, and it is probable that the economic benefits associated with the transaction will flow to the entity.

Donation income is recognised when it is received.

Receivables for goods and services, which have 30 day terms, are recognised at the nominal amounts due less any impairment allowance account. Collectability of debts is reviewed at end of the reporting period. Allowances are made when collectability of the debt is no longer probable.

Interest revenue is recognised on an accrual basis using the effective interest method.

Rental revenue from operating leases is recognised on a straight-line basis over the term of the relevant lease.

1.5 Gains

Sale of assets

Gains and losses from disposal of assets are recognised when control of the asset has passed to the buyer.

1.6 Capitation fees and levies

Capitation fees and levies are to be recognised on an accrual basis and recorded as a revenue and/or expense in the year to which it relates.

1.7 Employee benefits

A liability is recognised for benefits accruing to employees in respect of wages and salaries, annual leave, long service leave and termination benefits when it is probable that settlement will be required and they are capable of being measured reliably.

Liabilities for short-term employee benefits (as defined in AASB 119 *Employee Benefits*) and termination benefits due within twelve months of the end of reporting period are measured at their nominal amounts. The nominal amount is calculated with regard to the rates expected to be paid on settlement of the liability.

1.8 Leases

Leases are classified as finance leases whenever the terms of the lease transfer substantially all the risks and rewards of ownership to the lessee. All other leases are classified as operating leases.

1.9 Cash

Cash is recognised at its nominal amount. Cash and cash equivalents includes cash on hand, deposits held at call with bank, other short-term highly liquid investments with original maturity of 3 months or less that are readily convertible to known amounts of cash and subject to insignificant risk of changes in value and bank overdrafts. Bank overdrafts are shown within short-term borrowings in current liabilities on the consolidated statement of financial position.

1.10 Financial instruments

Financial assets and financial liabilities are recognised when the entity becomes a party to the contractual provisions of the instrument.

Financial assets and financial liabilities are initially measured at fair value. Transaction costs that are directly attributable to the acquisition or issue of financial assets and financial liabilities (other than financial assets and financial liabilities at fair value through profit or loss) are added to or deducted from the fair value of the financial assets or financial liabilities, as appropriate, on initial recognition. Transaction costs directly attributable to the acquisition of financial assets or financial liabilities at fair value through profit or loss are recognised immediately in profit or loss.

1.11 Financial assets

Financial assets are classified into the following specified categories: financial assets at fair value through profit or loss, held-to-maturity investments, available-for-sale financial assets and loans and receivables. The classification depends on the nature and purpose of the financial assets and

is determined at the time of initial recognition. All regular way purchases or sales of financial assets are recognised and derecognised upon trade date basis. Regular way purchases or sales are purchases or sales of financial assets that require delivery of assets within the time frame established by regulation or convention in the marketplace.

Loan and receivables

Trade receivables, loans and other receivables that have fixed or determinable payments that are not quoted in an active market are classified as 'loans and receivables'. Loans and receivables are measured at amortised cost using the effective interest method less impairment. Interest is recognised by applying the effective interest rate, except for short-term receivables when the recognition of interest would be immaterial.

Impairment of financial assets

Financial assets, other than those at fair value through profit or loss, are assessed for impairment at the end of each reporting period. Financial assets are considered to be impaired when there is objective evidence that, as a result of one or more events that occurred after the initial recognition of the financial asset, the estimated future cash flows of the investment have been affected.

For certain categories of financial asset, such as trade receivables, assets that are assessed not to be impaired individually are, in addition, assessed for impairment on a collective basis. Objective evidence of impairment for a portfolio of receivables could include the reporting units past experience of collecting payments, an increase in the number of delayed payments in the portfolio past the average credit period of 60 days, as well as observable changes in national or local economic conditions that correlate with default on receivables.

For financial assets carried at amortised cost, the amount of the impairment loss recognised is the difference between the asset's carrying amount and the present value of estimated future cash flows, discounted at the financial asset's original effective interest rate.

For financial assets carried at cost, the amount of the impairment loss is measured as the difference between the asset's carrying amount and the present value of the estimated future cash flows discounted at the current market rate of return for a similar financial asset. Such impairment loss will not be reversed in subsequent periods.

The carrying amount of the financial asset is reduced by the impairment loss directly for all financial assets with the exception of trade receivables, where the carrying amount is reduced through the use of an allowance account. When a trade receivable is considered uncollectible, it is written off against the allowance account. Subsequent recoveries of amounts previously written off are credited against the allowance account. Changes in the carrying amount of the allowance account are recognised in profit or loss.

When an available-for-sale financial asset is considered to be impaired, cumulative gains or losses previously recognised in other comprehensive income are reclassified to profit or loss in the period.

For financial assets measured at amortised cost, if, in a subsequent period, the amount of the impairment loss decreases and the decrease can be related objectively to an event occurring after the impairment was recognised, the previously recognised impairment loss is reversed through profit or loss to the extent that the carrying amount of the investment at the date the impairment is reversed does not exceed what the amortised cost would have been had the impairment not been recognised.

In respect of available-for-sale equity securities, impairment losses previously recognised in profit or loss are not reversed through profit or loss. Any increase in fair value subsequent to an impairment loss is recognised in other comprehensive income and accumulated under the heading of investments revaluation reserve. In respect of available-for-sale debt securities, impairment losses are subsequently reversed through profit or loss if an increase in the fair value of the investment can be objectively related to an event occurring after the recognition of the impairment loss.

1.12 Financial Liabilities

Financial liabilities are classified as either financial liabilities 'at fair value through profit or loss' or other financial liabilities. Financial liabilities are recognised and derecognised upon 'trade date'.

Other financial liabilities

Other financial liabilities, including borrowings and trade and other payables, are initially measured at fair value, net of transaction costs.

1.13 Contingent Liabilities and Contingent Assets

Contingent liabilities and contingent assets are not recognised in the Statement of Financial Position but are reported in the relevant notes. They may arise from uncertainty as to the existence of a liability or asset or represent an existing liability or asset in respect of which the amount cannot be reliably measured. Contingent assets are disclosed when settlement is probable but not virtually certain, and contingent liabilities are disclosed when settlement is greater than remote.

1.14 Land, Buildings, Plant and Equipment

Asset Recognition Threshold

Purchases of land, buildings, plant and equipment are recognised initially at cost in the Statement of Financial Position. The initial cost of an asset includes an estimate of the cost of dismantling and removing the item and restoring the site on which it is located.

Revaluations—Land and Buildings

Following initial recognition at cost, land and buildings are carried at fair value less subsequent accumulated depreciation and accumulated impairment losses. Revaluations are performed with sufficient frequency such that the carrying amount of assets do not differ materially from those that would be determined using fair values as at the reporting date.

Revaluation adjustments are made on a class basis. Any revaluation increment is credited to equity under the heading of asset revaluation reserve except to the extent that it reversed a previous revaluation decrement of the same asset class that was previously recognised in the surplus/deficit. Revaluation decrements for a class of assets are recognised directly in the profit or loss except to the extent that they reverse a previous revaluation increment for that class. Any accumulated depreciation as at the revaluation date is eliminated against the gross carrying amount of the asset and the asset is restated to the revalued amount.

Depreciation

Depreciable property, plant and equipment assets are written-off to their estimated residual values over their estimated useful life using, in all cases, the straight line method of depreciation. Depreciation rates (useful lives), residual values and methods are reviewed at each

reporting date and necessary adjustments are recognised in the current, or current and future reporting periods, as appropriate.

Depreciation rates applying to each class of depreciable asset are based on the following useful lives:

	2013	2012
Plant and equipment	2 to 5 years	2 to 5 years

1.15 Investment property

Investment properties are properties held to earn rentals and/or for capital appreciation (including property under construction for such purposes). Investment properties are measured initially at its cost, including transaction costs. Subsequent to initial recognition, investment properties are measured at fair value. Gains and losses arising from changes in the fair value of investment properties are included in profit and loss in the period in which they arise.

1.16 Impairment for non-financial assets

All assets are assessed for impairment at the end of each reporting period to the extent that there is an impairment trigger. Where indications of impairment exist, the asset's recoverable amount is estimated and an impairment adjustment made if the asset's recoverable amount is less than its carrying amount.

The recoverable amount of an asset is the higher of its fair value less costs to sell and its value in use. Value in use is the present value of the future cash flows expected to be derived from the asset. Where the future economic benefit of an asset is not primarily dependent on the asset's ability to generate future cash flows, and the asset would be replaced if the [*reporting unit*] were deprived of the asset, its value in use is taken to be its depreciated replacement cost.

1.17 Taxation

VAFI is exempt from income tax under section 50.1 of the Income Tax Assessment Act 1997 however still has obligation for Fringe Benefits Tax (FBT) and the Goods and Services Tax (GST).

Revenues, expenses and assets are recognised net of GST except:

- where the amount of GST incurred is not recoverable from the Australian Taxation Office; and
- for receivables and payables.

The net amount of GST recoverable from, or payable to, the taxation authority is included as part of receivables or payables.

Cash flows are included in the cash flow statement on a gross basis. The GST component of cash flows arising from investing and financing activities which is recoverable from, or payable to, the Australian Taxation Office is classified within operating cash flows.

Note 2 Events after the reporting period

There were no events that occurred after 30 June 2014, or prior to the signing of the financial statements, that would affect the ongoing structure and financial activities of VAFI.

	2013	2014
	\$	\$

Note 3 Income

Note 3A: Levies

Wood Products Victoria	53,783	43,746
Total levies	<u>53,783</u>	<u>43,746</u>

Note 3B: Interest

Deposits	55,981	43,700
Total interest	<u>55,981</u>	<u>43,700</u>

Note 3C: Rental revenue

Properties	38,544	34,241
Total rental revenue	<u>38,544</u>	<u>34,241</u>

	2013	2014
	\$	\$

Note 4 Expenses

Note 4A: Employee expenses

Holders of office:

Wages and salaries	146,413	164,478
Superannuation	13,826	15,214
Leave and other entitlements	7,211	9,858
Other employee expenses	4,080	5,553
Separation and Redundancies	-	-
Subtotal employee expenses employees other than office holders	-	-
Subtotal employee expenses holders of office	171,530	195,104

Employees other than office holders:

Wages and salaries	147,308	140,954
Superannuation	13,591	12,345
Leave and other entitlements	5,966	6,267
Other employee expenses	4,261	7,105
Separation and Redundancies	-	-
Subtotal employee expenses employees other than office holders	-	-
Total employee expenses	338,395	361,775

Note 4B: Administration expenses

Conference and meeting expenses	140,984	131,444
Office expenses	63,639	75,023
Subtotal administration expense	204,623	206,467

Operating lease rentals:

Minimum lease payments	91,012	89,124
Total administration expenses	295,635	295,591

Note 4C: Depreciation and amortisation

Depreciation		
Property, plant and equipment	-	3,172
Total depreciation	-	3,172

2013	2014
\$	\$

Note 5 Current Assets

Note 5A: Cash and Cash Equivalents

Cash at bank	182,106	157,113
Cash on hand	500	-
Short term deposits	527,530	351,853
Total cash and cash equivalents	<u>710,136</u>	<u>508,966</u>

Note 5B: Trade and Other Receivables

Other receivables:

Other trade receivables	187,941	241,111
Total trade and other receivables (net)	<u>187,941</u>	<u>241,111</u>

Note 5C: Investments

Unsecured Subordinated Notes	202,500	208,890
Convertible Capital Notes	251,760	262,402
	<u>454,260</u>	<u>471,292</u>

2013	2014
\$	\$

Note 6 Non-current Assets

Note 6A: Land and buildings

Land and buildings:

fair value	35,155	35,155
Total land and buildings	35,155	35,155

Reconciliation of the Opening and Closing Balances of Land and Buildings

As at 1 July		
Gross book value	35,155	35,155
Accumulated depreciation and impairment	-	-
Net book value 1 July	35,155	35,155
Net book value 30 June	35,155	35,155
Net book value as of 30 June represented by:		
Gross book value	35,155	35,155
Accumulated depreciation and impairment	-	-
Net book value 30 June	35,155	35,155

	2013	2014
	\$	\$

Note 6B: Plant and equipment

Plant and equipment:

at cost	181,543	181,543
accumulated depreciation	172,653	175,826
Total plant and equipment	8,890	5,717

Reconciliation of the Opening and Closing Balances of Plant and Equipment

As at 1 July		
Gross book value	172,653	181,543
Accumulated depreciation and impairment	172,653	172,653
Net book value 1 July	-	8,890
Additions:		
By purchase	8,890	-
From acquisition of entities (including restructuring)	-	-
Impairments	-	-
Depreciation expense	-	3,172
Other movement [<i>give details below</i>]	-	-
Disposals:		
From disposal of entities (including restructuring)	-	-
Other	-	-
Net book value 30 June	8,890	5,717
Net book value as of 30 June represented by:		
Gross book value	181,543	181,543
Accumulated depreciation and impairment	172,653	175,826
Net book value 30 June	8,890	5,717

	2013	2014
	\$	\$

Note 7 Current Liabilities

Note 7A: Trade payables

Trade creditors and accruals	59,261	85,119
Total trade payables	<u>59,261</u>	<u>85,119</u>

Settlement is usually made within 30 days.

Note 8 Provisions

Note 8A: Employee Provisions

Office Holders:

Annual leave	7,212	8,656
Long Service Leave	-	-
Separation and Redundancies	-	-
Other Employee Provisions	-	-

<i>Subtotal employee provisions—office holders</i>	<u>7,212</u>	<u>8,656</u>
---	--------------	--------------

Employees other than office holders:

Annual leave	15,036	6,267
Long Service Leave	-	-
Separation and Redundancies	-	-
Other Employee Provisions	-	-

<i>Subtotal employee provisions—employees other than office holders</i>	<u>15,036</u>	<u>6,267</u>
--	---------------	--------------

Total employee provisions	<u>-</u>	<u>14,923</u>
----------------------------------	----------	---------------

Current	22,248	14,923
Non Current	-	-
Total employee provisions	<u>22,248</u>	<u>14,923</u>

	2013	2014
	\$	\$

Note 9 Cash Flow

Note 9A: Cash Flow Reconciliation

Reconciliation of cash and cash equivalents as per Balance Sheet to Cash Flow Statement:

Cash and cash equivalents as per:

Cash flow statement	182,606	157,113
Balance sheet	182,606	157,113

Reconciliation of profit/(deficit) to net cash from operating activities:

Profit/(deficit) for the year	(95,754)	(152,695)
-------------------------------	----------	-----------

Adjustments for non-cash items

Depreciation/amortisation	-	3,172
Profit on disposal of assets	-	2,136
Unrealised (Gain) Loss on investments	(10,150)	(11,041)
Bad Debts written off	(26,785)	(3,715)

Changes in assets/liabilities

(Increase)/decrease in net receivables	(25,022)	(53,170)
Increase/(decrease) in supplier payables	(22,296)	25,858
Increase/(decrease) in employee provisions	8,856	(7,326)
Net cash from (used by) operating activities	(171,151)	(196,761)

	2013	2014
	\$	\$

Note 10 Contingent Liabilities, Assets and Commitments

Note 10A: Commitments and Contingencies

Operating lease commitments—as lessee

[Details of the nature of the leases and the average remaining term]

Future minimum rentals payable under non-cancellable operating leases as at 30 June are as follows:

Within one year	95,704	89,124
After one year but not more than five years	49,024	-
More than five years	-	-
	<u>144,728</u>	<u>89,124</u>

	2013	2014
	\$	\$

Note 11 Related Party Disclosures

Note 11A: Key Management Personnel Remuneration for the Reporting Period

Short-term employee benefits

Salary (including annual leave taken)	153,625	173,174
Total short-term employee benefits	<u>153,625</u>	<u>173,174</u>

Post-employment benefits:

Superannuation	-	-
Total post-employment benefits	<u>13,825</u>	<u>-</u>
Total	<u>167,450</u>	<u>173,174</u>

Note 12 Remuneration of Auditors

Value of the services provided

Financial statement audit services	5,800	5,500
Other services	-	-
Total remuneration of auditors	<u>5,800</u>	<u>5,500</u>

No other services were provided by the auditors of the financial statements.

Note 13 Financial Instruments

Management control the capital of the company to ensure that adequate cash flows are generated to fund its programs and that returns from investments are maximised. The Executive Committee and Management ensure that the overall risk management strategy is in line with this objective. Risk management policies are approved and reviewed on a regular basis. These include credit risk policies and future cash flow requirements. Management effectively managed the VAFI's capital by assessing the financial risks and responding to changes in these risks and in the market.

(a) Net Fair Values

The net fair values of assets and liabilities approximate their carrying value. No financial assets and liabilities are readily traded on organised markets. The aggregate net fair values and carrying amounts of financial assets and financial liabilities are disclosed in the balance sheet and in the note to and forming part of the accounts.

(b) Credit Risk

The maximum exposure to credit risk at balance date is the carrying value of receivables as disclosed in the statement of financial position. VAFI does not face material credit risk exposure to any single debtor, or group, under financial instruments entered into during the year.

(c) Interest Rate Risk

VAFI's exposure to interest rate risk is restricted to the effective rate of return to be achieved from funds invested in short term deposits.

Note 13A: Categories of Financial Instruments

	2013	2014
	\$	\$
Financial Assets		
Held-to-maturity investments:		
Shares in Unlisted Companies	2	-
Cash	182,606	157,113
Short Term Deposits	527,530	351,853
Investments	454,260	471,292
Total	1,164,398	980,258
Available-for-sale assets:		
Land and buildings	35,155	35,155
Total	35,155	35,155
Loans and receivables:		
Loans	36,660	36,660
Receivables	151,281	204,451
Total	187,941	241,111
Carrying amount of financial assets	1,387,494	1,256,524
Financial Liabilities		
Other financial liabilities:		
Trade payables and provisions	81,510	100,042
Total	81,510	100,042
Carrying amount of financial liabilities	81,510	1,121,327

2013	2014
\$	\$

Note 13B: Net Income and Expense from Financial Assets

Held-to-maturity

Interest revenue	55,981	43,700
Unrealised Gain (Loss) on investments	10,150	11,041
Net gain/(loss) held-to-maturity	66,131	54,741

Loans and receivables

Impairment	(26,785)	3,734
Net gain/(loss) from loans and receivables	(26,785)	3,734

Available for sale

Net gain/(loss) from available for sale	-	-
Net gain/(loss) from financial assets	39,346	58,745

Note 13C: Net Income and Expense from Financial Liabilities

Net gain/(loss) financial liabilities - at amortised cost	-	-
---	---	---

Net gain/(loss) from financial liabilities	-	-
--	---	---

Note 13D: Fair Value of Financial Instruments – at cost

	Carrying amount 2013 \$	Fair value 2013 \$	Carrying amount 2014 \$	Fair value 2014 \$
Financial Assets				
Cash	112,606	112,606	157,113	157,113
Short Term Deposits	1,051,790	1,051,790	357,853	357,853
Shares in Unlisted Companies	2	2	471,292	471,292
Receivables	187,940	187,941	241,111	241,111
Total	1,352,339	1,352,339	1,221,369	1,221,369
Financial Liabilities				
Trade payables and provisions	81,510	81,510	100,042	100,042
Total	81,510	81,510	1,121,321	1,121,321

Note 14 Section 272 Fair Work (Registered Organisations) Act 2009

In accordance with the requirements of the *Fair Work (Registered Organisations) Act 2009*, the attention of members is drawn to the provisions of subsections (1) to (3) of section 272, which reads as follows:

Information to be provided to members or the General Manager of Fair Work Australia:

- (1) A member of a reporting unit, or the General Manager of Fair Work Australia, may apply to the reporting unit for specified prescribed information in relation to the reporting unit to be made available to the person making the application.
- (2) The application must be in writing and must specify the period within which, and the manner in which, the information is to be made available. The period must not be less than 14 days after the application is given to the reporting unit.
- (3) A reporting unit must comply with an application made under subsection (1).

CWS SINCOCK & CO

CHARTERED ACCOUNTANTS

VICTORIAN ASSOCIATION OF FOREST INDUSTRIES
ABN: 99 752 910 589

**AUDITOR'S INDEPENDENCE DECLARATION
PURSUANT TO SECTION 307C OF THE CORPORATIONS ACT 2001
TO THE EXECUTIVE OF
VICTORIAN ASSOCIATION OF FOREST INDUSTRIES**

I declare that, to the best of my knowledge and belief, during the year end 30 June, 2014 there have been:

- (i) no contraventions of the auditor independence requirements as set out in the Corporations Act 2001 in relation to the audit; and
- (ii) no contraventions of any applicable code of professional conduct in relation to the audit.



CWS – Sincock & Co
Chartered Accountants



R J Sincock
Partner

Dated at Melbourne, this fifteenth day of September, 2014.

Liability limited by a scheme approved under Professional Standards Legislation.

CWS SINCOCK & CO

CHARTERED ACCOUNTANTS

VICTORIAN ASSOCIATION OF FOREST INDUSTRIES

ABN: 99 752 910 589

INDEPENDENT AUDIT REPORT TO THE MEMBERS OF VICTORIAN ASSOCIATION OF FOREST INDUSTRIES

Scope

The financial report comprises the statement of financial position, statement of financial performance, statement of cash flows, accompanying notes to the financial statements, and the executive statement for Victorian Association of Forest Industries (VAFI) for the year ended 30th June 2014.

The executive of VAFI is responsible for the preparation and true and fair presentation of the financial report in accordance with the Corporations Act 2001 and the reporting guidelines of Fair Work Australia and the Fair Work (Registered Organisations) Act 2009. This includes responsibility for the maintenance of adequate accounting records and internal controls that are designed to prevent and detect fraud and error, and for the accounting policies and accounting estimates inherent in the financial report.

Audit approach

We have conducted an independent audit in order to express an opinion to the members of VAFI. Our audit has been conducted in accordance with Australian Auditing Standards in order to provide reasonable assurance as to whether the financial report is free of material misstatement. The nature of an audit is influenced by factors such as the use of professional judgement, selective testing, the inherent limitations of internal control, and the availability of persuasive rather than conclusive evidence. Therefore, an audit cannot guarantee that all material misstatements have been detected.

We performed procedures to assess whether, in all material respects, the financial report presents fairly, in accordance with the Corporations Act 2001, Australian Accounting Standards and other mandatory financial reporting requirements in Australia, so as to present a view which is consistent with our understanding of the VAFI's financial position, and of its performance as represented by the results of its operations and cash flows.

We formed our audit opinion on the basis of these procedures, which included:

- examining on a test basis, information to provide evidence supporting the amounts and disclosures in the financial report, and
- assessing the appropriateness of the accounting policies and disclosures used and the reasonableness of significant accounting estimates made by the executive.

While we considered the effectiveness of management's internal controls over financial reporting when determining the nature and extent of our procedures, our audit was not designed to provide assurance on internal controls.

Independence

In conducting our audit, we followed applicable independence requirements of Australian professional ethical pronouncements and the Corporations Act 2001.

Liability limited by a scheme approved under Professional Standards Legislation.

CWS SINCOCK & CO

CHARTERED ACCOUNTANTS

VICTORIAN ASSOCIATION OF FOREST INDUSTRIES

ABN: 99 752 910 589

INDEPENDENT AUDIT REPORT TO THE MEMBERS OF VICTORIAN ASSOCIATION OF FOREST INDUSTRIES

(continued)

It is also relevant that we satisfy the requirements of Regulation 4 of the Fair Work (Registered Organisations) Regulations 2009 in relation to the definition of an approved auditor.

Audit Opinion

In our opinion the general purpose financial report is presented fairly in accordance with applicable Australian Accounting Standards and the requirements imposed by Part 3 of Chapter 8 of the Fair Work (Registered Organisations) Act 2009.



CWS – Sincock & Co
Chartered Accountants



R J Sincock
Partner

Dated at Melbourne, this fifteenth day of September, 2014.

Liability limited by a scheme approved under Professional Standards Legislation.



5 January 2015

Mr Terrence Mathers
President
Victorian Association of Forest Industries
info@vafi.org.au

CC: R J Sincock, CWS Sincock & Co by email: russell@sayers.net.au
CC: Tim Johnston, CEO, by email: tjohnston@vafi.org.au

Dear Mr Mathers,

**Victorian Association of Forest Industries
Financial Report for the year ended 30 June 2014 - [FR2014/121]**

I acknowledge receipt of the financial report of the Victorian Association of Forest Industries. The documents were lodged with the Fair Work Commission on 2 December 2014.

The financial report has not been filed. Further information is required before the report can be filed.

Signed Documents

The operating report and the committee of management statement that form part of the full financial report have not been signed.

Please provide signed copies of the two documents and confirm that signed copies were provided to the members with the full report.

Lodgment within 14 days of the meeting

The 'Certifying Officer Statement', dated 5 November, indicates that the report was presented to an AGM of the association on 17 October 2014. If this is correct the report should have been lodged by 31 October 2014.

The report was lodged on 2 December 2014. The 14 day timeframe was outlined in detail in last year's filing letter. Please provide an explanation as to why the financial report was lodged late and no extension of time was sought by the organisation.

Receipts from other reporting units

The Cash Flow statement identifies that the organisation received receipts from other reporting units of \$625,528. It then refers to Note 11B for further information. The notes do not seem to contain a Note 11B and the records do not indicate that VAFI has any other reporting units/branches. Please provide an explanation of this line item in the cash flow statement.

Disclosure of employee expenses to office holders and other employees

The Reporting Guidelines require reporting units to disclose in the Statement of Comprehensive Income or in the notes to the financial statements employee expenses to holders of office (item 16(f)) and employee expenses to other employees (item 16(g)). Item 16(f) and 16(g) of the Reporting Guidelines also requires these expenses to be separately disclosed as follows:

- Wages and salaries;

- Superannuation;
- Leave and other entitlements;
- Separation and redundancies; and
- Other employee expenses.

Note 4A to the financial statements has disclosed wages and salaries, superannuation, leave and other entitlements and other employee expenses separately for officer holders and employees, but does not separately disclose *separation and redundancies* expenses provided for officers and employees.

The Reporting Guidelines require that all employee and office holder expenses be detailed separately (refer to items 16(f) and 16(g)). Please note that Reporting Guideline 17 states that if the activities identified in item 16 have not occurred in the reporting period, a statement of this effect must be included in the GPFR.

Please confirm that this should have been a NIL line item within the report or supply the appropriate figure.

Disclosure of employee provisions to office holders and other employees

The Reporting Guidelines also require either the Statement of Financial Position or the notes to disclose any liability for employee benefits in respect of office holders and other employees (items 20(c) and 20 (d)). Item 20(c) and 20(d) of the Reporting Guidelines also requires these provisions to be separately disclosed as follows:

- Annual leave;
- Long service leave;
- Separation and redundancies; and
- Other employee provisions.

Note 8A to the financial statements has disclosed annual leave separately for office holders and employees, but does not separately disclose *long service leave*, *separation and redundancies* and *other* employee provisions provided for officers and employees.

The Reporting Guidelines require that all employee and office holder provisions be detailed separately (refer to items 20(c) and 20(d)). Please note that Reporting Guideline 21 states that if the activities identified in item 20 have not occurred in the reporting period, a statement of this effect must be included in the GPFR.

Please confirm the amounts of provisions for these line items, or confirm that they should have been NIL line items within the report.

If you have any queries regarding this letter, please contact me on (03) 8661 7974 or via email at catherine.bebbington@fwc.gov.au.

Yours sincerely



CATHERINE BEBBINGTON
Regulatory Compliance Branch

FAIR WORK COMMISSION

Tel: 03 8661 7974

Fax: 03 9655 0410

catherine.bebbington@fwc.gov.au

GPO Box 1994, Melbourne Victoria 3001

www.fwc.gov.au

11 Exhibition Street
Melbourne VIC 3000
GPO Box 1994
Melbourne VIC 3001

Email : orgs@fwc.gov.au
Internet : www.fwc.gov.au

Level 2, 2 Market Street
Melbourne VIC Australia 3000
ABN 99 752 910 589
Telephone +61 3 96 11 9000
Facsimile +61 3 9611 9011
info@vafi.org.au
www.vafi.org.au
www.twitter.com/VAFIOnline



5th November 2014

General Manager
Fair Work Commission
Level 4, 11 Exhibition Street
Melbourne VIC 3000

Re: Financial Returns 2014 and Revised List of Office Holders 2014/15

Please find enclosed Financial Returns for the Victorian Association of Forest Industries (VAFI) for the year ended 30 June 2014.

The Accounts were presented at the AGM held 17 October 2014.


Accompanying them is the required Statement by the Certifying Officer.

Also enclosed is a revised List of Office Holders that took effect at the AGM held 17 October 2014 along with an Accompanying Officer's Declaration that the changes made and set out in the revised list are a true and correct statement of the changes made.

Yours sincerely,

A handwritten signature in blue ink, appearing to read "Tim Johnston", is written over a light blue circular stamp.

Tim Johnston
Chief Executive Officer



5th November 2014

VAFI Financial Returns Certifying Officer Statement 2014

Victorian Association of Forest Industries

Financial Documents for year ended 30 June 2014

This is to certify that the Financial Statement lodged with the Fair Work Commission for the year ended 30 June 2013 are copies which were presented to the Annual General Meeting of the Association held on Friday 17th October 2014 in accordance with the requirements of the Fair Work (Registered Organisations) Act 2009.

The Accounts had been forwarded to all members by Circular on the 15th of September 2014.



TJ Mathers
President
Victorian Association of Forest Industries (VAFI)

5th November 2014

VAFI Revised List of Office Bearers Certifying Officer Statement 2014

Victorian Association of Forest Industries

List of Office Holders for 2014/15

This is to certify that the enclosed List of Office Bearers is a correct statement of the changes made at the Annual General Meeting held on Friday 17th October 2014.

The Meeting was conducted in accordance with the Registered Rules of the Association and in compliance with the requirements of the Fair Work (Registered Organisations) Act 2009.



TJ Mathers
President
Victorian Association of Forest Industries (VAFI)

List of Office Bearers 2014/15

Attachment A

The Postal Address of all Office Holders is Level 2, 2 Market Street, Melbourne 3000.

Name	Office Held	Occupation
Mr TJ Mathers	President	Paper Processor
Mr R Humphreys	Vice President	Sawmiller
Mr G McNulty	Vice President	Sawmiller
Mr M Taylor	Vice President	Wood Processor
Mr V Hurley	Vice President	Sawmiller
Mr R Reid	ECM	Sawmiller
Cameron McDonald	ECM	Sawmiller
Mr M Warnock	ECM	Harvesting contractor

CWS SINCOCK & CO

CHARTERED ACCOUNTANTS

VICTORIAN ASSOCIATION OF FOREST INDUSTRIES

ABN: 99 752 910 589

**AUDITOR'S INDEPENDENCE DECLARATION
PURSUANT TO SECTION 307C OF THE CORPORATIONS ACT 2001
TO THE EXECUTIVE OF
VICTORIAN ASSOCIATION OF FOREST INDUSTRIES**

I declare that, to the best of my knowledge and belief, during the year end 30 June, 2014 there have been:

- (i) no contraventions of the auditor independence requirements as set out in the Corporations Act 2001 in relation to the audit; and
- (ii) no contraventions of any applicable code of professional conduct in relation to the audit.



CWS – Sincock & Co
Chartered Accountants



R J Sincock
Partner

Dated at Melbourne, this fifteenth day of September, 2014.

CWS SINCOCK & CO

CHARTERED ACCOUNTANTS

VICTORIAN ASSOCIATION OF FOREST INDUSTRIES

ABN: 99 752 910 589

INDEPENDENT AUDIT REPORT TO THE MEMBERS OF VICTORIAN ASSOCIATION OF FOREST INDUSTRIES

(continued)

It is also relevant that we satisfy the requirements of Regulation 4 of the Fair Work (Registered Organisations) Regulations 2009 in relation to the definition of an approved auditor.

Audit Opinion

In our opinion the general purpose financial report is presented fairly in accordance with applicable Australian Accounting Standards and the requirements imposed by Part 3 of Chapter 8 of the Fair Work (Registered Organisations) Act 2009.



CWS – Sincock & Co
Chartered Accountants



R J Sincock
Partner

Dated at Melbourne, this fifteenth day of September, 2014.

VICTORIAN ASSOCIATION OF FOREST INDUSTRIES
ABN 99 752 910 589

Financial Statements
for the year ended 30 June 2014

**Liability limited by a scheme approved under
Professional Standards Legislation**

Contents

Designated Officer's Certificate	3
Operating Report	4
Committee of Management Statement	5
Statement of Comprehensive Income	7
Statement of Financial Position	8
Statement of Changes in Equity	9
Cash Flow Statement	10
Recovery of Wages Activity	11
Notes to and Forming Part of the Financial Statements	12
Auditor's Independence Declaration	29
Independent Audit Report to the Members	30

VICTORIAN ASSOCIATION OF FOREST INDUSTRIES

ABN 99 752 910 589

s.268 *Fair Work (Registered Organisations) Act 2009*

CERTIFICATE BY PRESCRIBED DESIGNATED OFFICER

Certificate for the period ended 30 June 2014

I, Terence Julian Mathers , being the President of the Victorian Association of Forest Industries certify:

- that the documents lodged herewith are copies of the full report for the Victorian Association of Forest Industries for the period ended 30 June 2014 referred to in s.268 of the *Fair Work (Registered Organisations) Act 2009*; and
- that the full report was provided to members of the reporting unit on 15th September 2014; and
- that the full report was presented to a general meeting of members of the reporting unit on 17th October 2014 in accordance with s.266 of the *Fair Work (Registered Organisations) Act 2009*.

Signed:

.....

Terence Julian Mathers – President

Dated: 17th October, 2014

VICTORIAN ASSOCIATION OF FOREST INDUSTRIES

ABN 99 752 910 589

OPERATING REPORT

Operating Report prepared in accordance with the requirements of the Fair Work (Registered Organisations) Act 2009.

Executive

The names of the Executive throughout the year and at the date of this report are:

Mr R Humphreys	Mr T J Mathers	Mr R Reid
Mr L Fenning	Mr M Taylor	Mr G Brown
Mr G McNulty	Mr P Rutherford	Mr M Brady
Mr V Hurley	Mr M Warnock	Mr C MacDonald

Principal activities

The Victoria Association of Forest Industries (VAFI) is the peak industry body for Victoria's forest and wood products industry. VAFI provides information, advice and referral services as well advocating on behalf of members at State and Federal Government levels.

Review of principal activities

The principal activities undertaken by the Victorian Association of Forest Industries during the financial year included;

- Representation of members interests to government and other agencies on industry restructuring, future resource pricing and allocation arrangements, future wood supply contract agreements.
- Issues management, communications and public affairs
- Advice to members on employee relations, industrial relations, occupational health and safety and environmental management matters.
- Industrial representation for members in industrial tribunals

Significant changes

No significant change in the nature of the activities occurred during the year.

Operating Result

The loss for the year ended 30 June 2014 amounted to \$152,675 (2013: \$95,754).

Membership

The number of members of the Association as recorded in the register of members as at 30 June 2014 was 20 (2013: 21).

Employees

The number of employees of the Association as at 30 June 2014 measured on a full-time equivalent basis was 2 (2013: 3).

Details of the right of members to resign

Members have the right to resign in accordance with Rule 11 of the Association's Registered Rules.

Details of superannuation trustees

Lisa Marty (on maternity leave from January 2014) is a trustee board member of First Super Pty Ltd.

Details of Officers and employees who are directors of a company or a member of a board

All Executive Committee members are directors and/or the authorised representatives of Association members.

Signed in accordance with a resolution of the Executive.

.....
T. Mathers
President VAFI

.....
G. McNulty
Vice-President VAFI

Dated this seventeenth day of October 2014.

VICTORIAN ASSOCIATION OF FOREST INDUSTRIES

COMMITTEE OF MANAGEMENT STATEMENT

for the period ended 30 June 2014

On the 8th August 2014 the Executive Committee of the Victorian Association of Forest Industries passed the following resolution in relation to the general purpose financial report (GPRF) for the year ended 30 June 2014:

The Executive Committee declares that in its opinion:

- (a) the financial statements and notes comply with the Australian Accounting Standards;
- (b) the financial statements and notes comply with the reporting guidelines of the General Manager;
- (c) the financial statements and notes give a true and fair view of the financial performance, financial position and cash flows of the reporting unit for the financial year to which they relate;
- (d) there are reasonable grounds to believe that the reporting unit will be able to pay its debts as and when they become due and payable; and
- (e) during the financial year to which the GPRF relates and since the end of that year:
 - (i) meetings of the committee of management were held in accordance with the rules of the organisation including the rules of a branch concerned; and
 - (ii) the financial affairs of the reporting unit have been managed in accordance with the rules of the organisation including the rules of a branch concerned; and
 - (iii) the financial records of the reporting unit have been kept and maintained in accordance with the RO Act; and
 - (iv) where the organisation consists of two or more reporting units, the financial records of the reporting unit have been kept, as far as practicable, in a consistent manner with each of the other reporting units of the organisation; and
 - (v) where information has been sought in any request by a member of the reporting unit or General Manager duly made under section 272 of the RO Act has been provided to the member or General Manager; and
 - (vi) where any order for inspection of financial records has been made by the Fair Work Commission under section 273 of the RO Act, there has been compliance.
- (f) in relation to recovery of wages activity:
 - (i) the financial report on recovery of wages activity has been fairly and accurately prepared in accordance with the requirements of the reporting guidelines of the General Manager; and
 - (ii) the committee of management instructed the auditor to include in the scope of the audit required under subsection 257(1) of the RO Act all recovery of wages activity by the reporting unit from which revenues had been derived for the financial year in respect of such activity; and
 - (iii) no fees or reimbursements of expenses in relation to recovery of wages activity or donations or other contributions were deducted from monies recovered from employers on behalf of workers other than reported in the financial report on recovery of wages activity and the notes to the financial statements; and
 - (iv) that prior to engaging in any recovery of wages activity, the organisation has disclosed to members by way of a written policy all fees to be charged or

reimbursement of expenses required for recovery of wages activity, and any likely request for donations or other contributions in acting for a worker in recovery of wages activity; and

- (v) no fees or reimbursements of expenses in relation to recovery of wages activity or donations or other contributions were deducted from monies recovered from employers on behalf of workers until distributions of recovered money were made to the workers.

This declaration is made in accordance with a resolution of the Committee of Management.

Signed:

.....

T. J. Mathers – President

.....

G. McNulty – Vice President

Dated: 8th August 2014

VICTORIAN ASSOCIATION OF FOREST INDUSTRIES

STATEMENT OF COMPREHENSIVE INCOME

for the period ended 30 June 2014

	Notes	2013 \$	2014 \$
Revenue			
Membership subscription		417,294	472,928
Levies	3A	53,783	43,746
Interest	3B	55,981	43,700
Rental revenue	3C	38,544	34,241
Other revenue		263,734	81,947
Total revenue		<u>829,336</u>	<u>676,562</u>
Expenses			
Employee expenses	4A	338,395	325,341
Administration expenses	4B	295,635	295,591
Bad Debts	4C	26,785	-
Depreciation and amortisation	4D	-	3,172
Consultants	4E	268,625	210,674
Audit fees	12	5,800	5,500
Total expenses		<u>935,240</u>	<u>840,278</u>
Profit (loss) for the year		<u>(105,904)</u>	<u>(163,716)</u>
Other comprehensive income			
Items that will not be subsequently reclassified to profit or loss		-	-
Unrealised Gain (Loss) on revaluation of investments		10,150	11,041
Total comprehensive income (loss) for the year		<u>(95,754)</u>	<u>(152,675)</u>

The above statement should be read in conjunction with the notes.

VICTORIAN ASSOCIATION OF FOREST INDUSTRIES

STATEMENT OF FINANCIAL POSITION

as at 30 June 2014

	Notes	2013 \$	2014 \$
ASSETS			
Current Assets			
Cash and cash equivalents	5A	710,136	508,966
Trade and other receivables	5B	187,941	241,111
Investments	5C	54,260	471,292
Total current assets		1,352,337	1,221,369
Non-Current Assets			
Land and buildings	6A	35,155	35,155
Plant and equipment	6B	8,890	5,717
Other investments	6C	2	-
Total non-financial assets		44,047	40,872
Total assets		1,396,384	1,262,241
LIABILITIES			
Current Liabilities			
Trade payables	7A	59,261	85,119
Employee provisions	8A	22,249	14,923
Total current liabilities		81,510	100,042
Total liabilities		81,510	100,042
Net assets		1,314,874	1,162,199
EQUITY			
Retained earnings		1,314,874	1,162,199
Total equity		1,314,874	1,162,199

The above statement should be read in conjunction with the notes.

VICTORIAN ASSOCIATION OF FOREST INDUSTRIES

STATEMENT OF CHANGES IN EQUITY

for the period ended 30 June 2014

	Notes	Retained earnings \$	Total equity \$
Balance as at 1 July 2011		1,758,690	1,758,690
Profit (loss) for the year		(348,062)	(348,062)
Closing balance as at 30 June 2012		1,410,628	1,410,628
Profit (loss) for the year		(95,754)	(95,754)
Closing balance as at 30 June 2013		1,314,874	1,314,874
Profit (loss) for the year		(152,675)	(152,675)
Closing balance as at 30 June 2014		1,162,199	1,162,199

The above statement should be read in conjunction with the notes.

VICTORIAN ASSOCIATION OF FOREST INDUSTRIES

CASH FLOW STATEMENT
for the period ended 30 June 2014

	Notes	2013 \$	2014 \$
OPERATING ACTIVITIES			
Cash received			
Receipts from other reporting units	11B	798,697	625,528
Cash used			
Employees		313,587	(361,775)
Suppliers		656,261	(460,514)
Net cash from (used by) operating activities	11A	(171,151)	(196,761)
INVESTING ACTIVITIES			
Cash received			
Proceeds from sale of plant and equipment		-	-
Proceeds from sale of investments		-	471,268
Other		-	-
Cash used			
Purchase of plant and equipment		(8,890)	-
Purchase of investments		-	(300,000)
Other		-	-
Net cash from (used by) investing activities		(8,890)	171,268
FINANCING ACTIVITIES			
Cash received			
Contributed equity		-	-
Other		-	-
Cash used			
Repayment of liabilities		(110,000)	-
Other		-	-
Net cash from (used by) financing activities		(110,000)	-
Net increase (decrease) in cash held		(290,041)	(25,493)
Cash & cash equivalents at the beginning of the reporting period		472,647	182,606
Cash & cash equivalents at the end of the reporting period	5A	182,606	157,113

The above statement should be read in conjunction with the notes.

VICTORIAN ASSOCIATION OF FOREST INDUSTRIES

RECOVERY OF WAGES ACTIVITY
for the period ended 30 June 2014

	2013	2014
	\$	\$
Cash assets in respect of recovered money at beginning of year	-	-
Receipts		
Amounts recovered from employers in respect of wages etc.	-	-
Interest received on recovered money	-	-
Total receipts	-	-
Payments		
Payments to workers in respect of recovered money	-	-
Total payments	-	-
Cash assets in respect of recovered money at end of year	-	-
Number of workers to which the monies recovered relates	-	-
Aggregate payables to workers attributable to recovered monies but not yet distributed		
Payable balance	-	-
Number of workers the payable relates to	-	-

Note 1 Summary of Significant Accounting Policies

1.1 Basis of Preparation of the Financial Statements

The financial statements are general purpose financial statements and have been prepared in accordance with Australian Accounting Standards and Interpretations issued by the Australian Accounting Standards Board (AASB) that apply for the reporting period and the *Fair Work (Registered Organisation) Act 2009*. For the purpose of preparing the general purpose financial statements, VAFI is a not-for-profit entity.

The financial statements have been prepared on an accrual basis and in accordance with the historical cost, except for certain assets and liabilities at measured at fair value, as explained in the accounting policies below. Historical cost is generally based on the fair values of the consideration given in exchange for assets. Except where stated, no allowance is made for the effect of changing prices on the results or the financial position. The financial statements are presented in Australian dollars.

1.2 Comparative amounts

When required by Accounting Standards, comparative figures have been adjusted to conform to changes in presentation for the current financial year.

1.3 New Australian Accounting Standards

Adoption of New Australian Accounting Standard Requirements

No accounting standard has been adopted earlier than the application date stated in the standard.

The accounting policies adopted are consistent with those of the previous financial year.

1.4 Revenue

Revenue is measured at the fair value of the consideration received or receivable.

Revenue from subscriptions is accounted for on an accrual basis and is recorded as revenue in the year to which it relates.

Revenue from the sale of goods is recognised when, the risks and rewards of ownership have been transferred to the buyer, the entity retains no managerial involvement or effective control over the goods, the revenue and transaction costs incurred can be reliably measured, and it is probable that the economic benefits associated with the transaction will flow to the entity.

Donation income is recognised when it is received.

Receivables for goods and services, which have 30 day terms, are recognised at the nominal amounts due less any impairment allowance account. Collectability of debts is reviewed at end of the reporting period. Allowances are made when collectability of the debt is no longer probable.

Interest revenue is recognised on an accrual basis using the effective interest method.

Rental revenue from operating leases is recognised on a straight-line basis over the term of the relevant lease.

1.5 Gains

Sale of assets

Gains and losses from disposal of assets are recognised when control of the asset has passed to the buyer.

1.6 Capitation fees and levies

Capitation fees and levies are to be recognised on an accrual basis and recorded as a revenue and/or expense in the year to which it relates.

1.7 Employee benefits

A liability is recognised for benefits accruing to employees in respect of wages and salaries, annual leave, long service leave and termination benefits when it is probable that settlement will be required and they are capable of being measured reliably.

Liabilities for short-term employee benefits (as defined in AASB 119 *Employee Benefits*) and termination benefits due within twelve months of the end of reporting period are measured at their nominal amounts. The nominal amount is calculated with regard to the rates expected to be paid on settlement of the liability.

1.8 Leases

Leases are classified as finance leases whenever the terms of the lease transfer substantially all the risks and rewards of ownership to the lessee. All other leases are classified as operating leases.

1.9 Cash

Cash is recognised at its nominal amount. Cash and cash equivalents includes cash on hand, deposits held at call with bank, other short-term highly liquid investments with original maturity of 3 months or less that are readily convertible to known amounts of cash and subject to insignificant risk of changes in value and bank overdrafts. Bank overdrafts are shown within short-term borrowings in current liabilities on the consolidated statement of financial position.

1.10 Financial instruments

Financial assets and financial liabilities are recognised when the entity becomes a party to the contractual provisions of the instrument.

Financial assets and financial liabilities are initially measured at fair value. Transaction costs that are directly attributable to the acquisition or issue of financial assets and financial liabilities (other than financial assets and financial liabilities at fair value through profit or loss) are added to or deducted from the fair value of the financial assets or financial liabilities, as appropriate, on initial recognition. Transaction costs directly attributable to the acquisition of financial assets or financial liabilities at fair value through profit or loss are recognised immediately in profit or loss.

1.11 Financial assets

Financial assets are classified into the following specified categories: financial assets at fair value through profit or loss, held-to-maturity investments, available-for-sale financial assets and loans and receivables. The classification depends on the nature and purpose of the financial assets and is determined at the time of initial recognition. All regular way purchases or sales of financial

assets are recognised and derecognised upon trade date basis. Regular way purchases or sales are purchases or sales of financial assets that require delivery of assets within the time frame established by regulation or convention in the marketplace.

Loan and receivables

Trade receivables, loans and other receivables that have fixed or determinable payments that are not quoted in an active market are classified as 'loans and receivables'. Loans and receivables are measured at amortised cost using the effective interest method less impairment. Interest is recognised by applying the effective interest rate, except for short-term receivables when the recognition of interest would be immaterial.

Impairment of financial assets

Financial assets, other than those at fair value through profit or loss, are assessed for impairment at the end of each reporting period. Financial assets are considered to be impaired when there is objective evidence that, as a result of one or more events that occurred after the initial recognition of the financial asset, the estimated future cash flows of the investment have been affected.

For certain categories of financial asset, such as trade receivables, assets that are assessed not to be impaired individually are, in addition, assessed for impairment on a collective basis. Objective evidence of impairment for a portfolio of receivables could include the reporting units past experience of collecting payments, an increase in the number of delayed payments in the portfolio past the average credit period of 60 days, as well as observable changes in national or local economic conditions that correlate with default on receivables.

For financial assets carried at amortised cost, the amount of the impairment loss recognised is the difference between the asset's carrying amount and the present value of estimated future cash flows, discounted at the financial asset's original effective interest rate.

For financial assets carried at cost, the amount of the impairment loss is measured as the difference between the asset's carrying amount and the present value of the estimated future cash flows discounted at the current market rate of return for a similar financial asset. Such impairment loss will not be reversed in subsequent periods.

The carrying amount of the financial asset is reduced by the impairment loss directly for all financial assets with the exception of trade receivables, where the carrying amount is reduced through the use of an allowance account. When a trade receivable is considered uncollectible, it is written off against the allowance account. Subsequent recoveries of amounts previously written off are credited against the allowance account. Changes in the carrying amount of the allowance account are recognised in profit or loss.

When an available-for-sale financial asset is considered to be impaired, cumulative gains or losses previously recognised in other comprehensive income are reclassified to profit or loss in the period.

For financial assets measured at amortised cost, if, in a subsequent period, the amount of the impairment loss decreases and the decrease can be related objectively to an event occurring after the impairment was recognised, the previously recognised impairment loss is reversed through profit or loss to the extent that the carrying amount of the investment at the date the impairment is reversed does not exceed what the amortised cost would have been had the impairment not been recognised.

In respect of available-for-sale equity securities, impairment losses previously recognised in profit or loss are not reversed through profit or loss. Any increase in fair value subsequent to an

impairment loss is recognised in other comprehensive income and accumulated under the heading of investments revaluation reserve. In respect of available-for-sale debt securities, impairment losses are subsequently reversed through profit or loss if an increase in the fair value of the investment can be objectively related to an event occurring after the recognition of the impairment loss.

1.12 Financial Liabilities

Financial liabilities are classified as either financial liabilities 'at fair value through profit or loss' or other financial liabilities. Financial liabilities are recognised and derecognised upon 'trade date'.

Other financial liabilities

Other financial liabilities, including borrowings and trade and other payables, are initially measured at fair value, net of transaction costs.

1.13 Contingent Liabilities and Contingent Assets

Contingent liabilities and contingent assets are not recognised in the Statement of Financial Position but are reported in the relevant notes. They may arise from uncertainty as to the existence of a liability or asset or represent an existing liability or asset in respect of which the amount cannot be reliably measured. Contingent assets are disclosed when settlement is probable but not virtually certain, and contingent liabilities are disclosed when settlement is greater than remote.

1.14 Land, Buildings, Plant and Equipment

Asset Recognition Threshold

Purchases of land, buildings, plant and equipment are recognised initially at cost in the Statement of Financial Position. The initial cost of an asset includes an estimate of the cost of dismantling and removing the item and restoring the site on which it is located.

Revaluations—Land and Buildings

Following initial recognition at cost, land and buildings are carried at fair value less subsequent accumulated depreciation and accumulated impairment losses. Revaluations are performed with sufficient frequency such that the carrying amount of assets do not differ materially from those that would be determined using fair values as at the reporting date.

Revaluation adjustments are made on a class basis. Any revaluation increment is credited to equity under the heading of asset revaluation reserve except to the extent that it reversed a previous revaluation decrement of the same asset class that was previously recognised in the surplus/deficit. Revaluation decrements for a class of assets are recognised directly in the profit or loss except to the extent that they reverse a previous revaluation increment for that class. Any accumulated depreciation as at the revaluation date is eliminated against the gross carrying amount of the asset and the asset is restated to the revalued amount.

Depreciation

Depreciable property, plant and equipment assets are written-off to their estimated residual values over their estimated useful life using, in all cases, the straight line method of depreciation. Depreciation rates (useful lives), residual values and methods are reviewed at each reporting date and necessary adjustments are recognised in the current, or current and future reporting periods, as appropriate.

Depreciation rates applying to each class of depreciable asset are based on the following useful lives:

	2013	2012
Plant and equipment	2 to 5 years	2 to 5 years

1.15 Investment property

Investment properties are properties held to earn rentals and/or for capital appreciation (including property under construction for such purposes). Investment properties are measured initially at its cost, including transaction costs. Subsequent to initial recognition, investment properties are measured at fair value. Gains and losses arising from changes in the fair value of investment properties are included in profit and loss in the period in which they arise.

1.16 Impairment for non-financial assets

All assets are assessed for impairment at the end of each reporting period to the extent that there is an impairment trigger. Where indications of impairment exist, the asset's recoverable amount is estimated and an impairment adjustment made if the asset's recoverable amount is less than its carrying amount.

The recoverable amount of an asset is the higher of its fair value less costs to sell and its value in use. Value in use is the present value of the future cash flows expected to be derived from the asset. Where the future economic benefit of an asset is not primarily dependent on the asset's ability to generate future cash flows, and the asset would be replaced if the [*reporting unit*] were deprived of the asset, its value in use is taken to be its depreciated replacement cost.

1.17 Taxation

VAFI is exempt from income tax under section 50.1 of the Income Tax Assessment Act 1997 however still has obligation for Fringe Benefits Tax (FBT) and the Goods and Services Tax (GST).

Revenues, expenses and assets are recognised net of GST except:

- where the amount of GST incurred is not recoverable from the Australian Taxation Office; and
- for receivables and payables.

The net amount of GST recoverable from, or payable to, the taxation authority is included as part of receivables or payables.

Cash flows are included in the cash flow statement on a gross basis. The GST component of cash flows arising from investing and financing activities which is recoverable from, or payable to, the Australian Taxation Office is classified within operating cash flows.

Note 2 Events after the reporting period

There were no events that occurred after 30 June 2014, or prior to the signing of the financial statements, that would affect the ongoing structure and financial activities of VAFI.

	2013	2014
	\$	\$

Note 3 Income

Note 3A: Levies

Wood Products Victoria	53,783	43,746
Total levies	<u>53,783</u>	<u>43,746</u>

Note 3B: Interest

Deposits	55,981	43,700
Total interest	<u>55,981</u>	<u>43,700</u>

Note 3C: Rental revenue

Properties	38,544	34,241
Total rental revenue	<u>38,544</u>	<u>34,241</u>

* As required by the Reporting Guidelines. Item to remain even if 'nil'.

2013	2014
\$	\$

Note 4 Expenses

Note 4A: Employee expenses

Holders of office:

Wages and salaries	146,413	164,478
Superannuation	13,826	15,214
Leave and other entitlements	7,211	9,858
Other employee expenses	4,080	5,553
Subtotal employee expenses holders of office	171,530	195,104

Employees other than office holders:

Wages and salaries	147,308	140,954
Superannuation	13,591	12,345
Leave and other entitlements	5,966	6,267
Other employee expenses	4,261	7,105
Subtotal employee expenses employees other than office holders	166,865	166,671
Total employee expenses	338,395	361,775

Note 4B: Administration expenses

Conference and meeting expenses	140,984	131,444
Office expenses	63,639	75,023
Subtotal administration expense	204,623	206,467

Operating lease rentals:

Minimum lease payments	91,012	89,124
Total administration expenses	295,635	295,591

Note 4C: Depreciation and amortisation

Depreciation		
Property, plant and equipment	-	3,172
Total depreciation	-	3,172

2013	2014
\$	\$

Note 5 Current Assets

Note 5A: Cash and Cash Equivalents

Cash at bank	182,106	157,113
Cash on hand	500	-
Short term deposits	527,530	351,853
Total cash and cash equivalents	<u>710,136</u>	<u>508,966</u>

Note 5B: Trade and Other Receivables

Other receivables:

Other trade receivables	187,941	241,111
Total trade and other receivables (net)	<u>187,941</u>	<u>241,111</u>

Note 5C: Investments

Unsecured Subordinated Notes	202,500	208,890
Convertible Capital Notes	251,760	262,402
	<u>454,260</u>	<u>471,292</u>

2013	2014
\$	\$

Note 6 Non-current Assets

Note 6A: Land and buildings

Land and buildings:

fair value	35,155	35,155
Total land and buildings	35,155	35,155

Reconciliation of the Opening and Closing Balances of Land and Buildings

As at 1 July		
Gross book value	35,155	35,155
Accumulated depreciation and impairment	-	-
Net book value 1 July	35,155	35,155
Net book value 30 June	35,155	35,155
Net book value as of 30 June represented by:		
Gross book value	35,155	35,155
Accumulated depreciation and impairment	-	-
Net book value 30 June	35,155	35,155

	2013	2014
	\$	\$

Note 6B: Plant and equipment

Plant and equipment:

at cost	181,543	181,543
accumulated depreciation	172,653	175,826
Total plant and equipment	8,890	5,717

Reconciliation of the Opening and Closing Balances of Plant and Equipment

As at 1 July		
Gross book value	172,653	181,543
Accumulated depreciation and impairment	172,653	172,653
Net book value 1 July	-	8,890
Additions:		
By purchase	8,890	-
From acquisition of entities (including restructuring)	-	-
Impairments	-	-
Depreciation expense	-	3,172
Other movement <i>[give details below]</i>	-	-
Disposals:		
From disposal of entities (including restructuring)	-	-
Other	-	-
Net book value 30 June	8,890	5,717
Net book value as of 30 June represented by:		
Gross book value	181,543	181,543
Accumulated depreciation and impairment	172,653	175,826
Net book value 30 June	8,890	5,717

2013	2014
\$	\$

Note 7 Current Liabilities

Note 7A: Trade payables

Trade creditors and accruals	59,261	85,119
Total trade payables	59,261	85,119

Settlement is usually made within 30 days.

Note 8 Provisions

Note 8A: Employee Provisions

Office Holders:

Annual leave	7,212	8,656
Subtotal employee provisions—office holders	7,212	8,656

Employees other than office holders:

Annual leave	15,036	6,267
Subtotal employee provisions—employees other than office holders	15,036	6,267

Total employee provisions	-	14,923
----------------------------------	----------	---------------

Current	22,248	14,923
Non Current	-	-
Total employee provisions	22,248	14,923

	2013	2014
	\$	\$

Note 9 Cash Flow

Note 9A: Cash Flow Reconciliation

Reconciliation of cash and cash equivalents as per Balance Sheet to Cash Flow Statement:

Cash and cash equivalents as per:

Cash flow statement	182,606	157,113
Balance sheet	182,606	157,113

Reconciliation of profit/(deficit) to net cash from operating activities:

Profit/(deficit) for the year	(95,754)	(152,695)
-------------------------------	----------	-----------

Adjustments for non-cash items

Depreciation/amortisation	-	3,172
Profit on disposal of assets	-	2,136
Unrealised (Gain) Loss on investments	(10,150)	(11,041)
Bad Debts written off	(26,785)	(3,715)

Changes in assets/liabilities

(Increase)/decrease in net receivables	(25,022)	(53,170)
Increase/(decrease) in supplier payables	(22,296)	25,858
Increase/(decrease) in employee provisions	8,856	(7,326)
Net cash from (used by) operating activities	(171,151)	(196,761)

2013	2014
\$	\$

Note 10 Contingent Liabilities, Assets and Commitments

Note 10A: Commitments and Contingencies

Operating lease commitments—as lessee

[Details of the nature of the leases and the average remaining term]

Future minimum rentals payable under non-cancellable operating leases as at 30 June are as follows:

Within one year	95,704	89,124
After one year but not more than five years	49,024	-
More than five years	-	-
	<u>144,728</u>	<u>89,124</u>

2013	2014
\$	\$

Note 11 Related Party Disclosures

Note 11A: Key Management Personnel Remuneration for the Reporting Period

Short-term employee benefits

Salary (including annual leave taken)	153,625	173,174
Total short-term employee benefits	153,625	173,174

Post-employment benefits:

Superannuation	-	-
Total post-employment benefits	13,825	-
Total	167,450	173,174

Note 12 Remuneration of Auditors

Value of the services provided

Financial statement audit services	5,800	5,500
Other services	-	-
Total remuneration of auditors	5,800	5,500

No other services were provided by the auditors of the financial statements.

Note 13 Financial Instruments

Management control the capital of the company to ensure that adequate cash flows are generated to fund its programs and that returns from investments are maximised. The Executive Committee and Management ensure that the overall risk management strategy is in line with this objective. Risk management policies are approved and reviewed on a regular basis. These include credit risk policies and future cash flow requirements. Management effectively managed the VAFI's capital by assessing the financial risks and responding to changes in these risks and in the market.

(a) Net Fair Values

The net fair values of assets and liabilities approximate their carrying value. No financial assets and liabilities are readily traded on organised markets. The aggregate net fair values and carrying amounts of financial assets and financial liabilities are disclosed in the balance sheet and in the note to and forming part of the accounts.

(b) Credit Risk

The maximum exposure to credit risk at balance date is the carrying value of receivables as disclosed in the statement of financial position. VAFI does not face material credit risk exposure to any single debtor, or group, under financial instruments entered into during the year.

(c) Interest Rate Risk

VAFI's exposure to interest rate risk is restricted to the effective rate of return to be achieved from funds invested in short term deposits.

Note 13A: Categories of Financial Instruments

	2013	2014
	\$	\$
Financial Assets		
Held-to-maturity investments:		
Shares in Unlisted Companies	2	-
Cash	182,606	157,113
Short Term Deposits	527,530	351,853
Investments	454,260	471,292
Total	1,164,398	980,258
Available-for-sale assets:		
Land and buildings	35,155	35,155
Total	35,155	35,155
Loans and receivables:		
Loans	36,660	36,660
Receivables	151,281	204,451
Total	187,941	241,111
Carrying amount of financial assets	1,387,494	1,256,524
Financial Liabilities		
Other financial liabilities:		
Trade payables and provisions	81,510	100,042
Total	81,510	100,042
Carrying amount of financial liabilities	81,510	1,121,327

	2013	2014
	\$	\$

Note 13B: Net Income and Expense from Financial Assets

Held-to-maturity		
Interest revenue	55,981	43,700
Unrealised Gain (Loss) on investments	10,150	11,041
Net gain/(loss) held-to-maturity	66,131	54,741
Loans and receivables		
Impairment	(26,785)	3,734
Net gain/(loss) from loans and receivables	(26,785)	3,734
Available for sale		
Net gain/(loss) from available for sale	-	-
Net gain/(loss) from financial assets	39,346	58,745

Note 13C: Net Income and Expense from Financial Liabilities

Net gain/(loss) financial liabilities - at amortised cost	-	-
Net gain/(loss) from financial liabilities	-	-

Note 13D: Fair Value of Financial Instruments – at cost

	Carrying amount	Fair value	Carrying amount	Fair value
	2013	2013	2014	2014
	\$	\$	\$	\$
Financial Assets				
Cash	112,606	112,606	157,113	157,113
Short Term Deposits	1,051,790	1,051,790	357,853	357,853
Shares in Unlisted Companies	2	2	471,292	471,292
Receivables	187,940	187,941	241,111	241,111
Total	1,352,339	1,352,339	1,221,369	1,221,369
Financial Liabilities				
Trade payables and provisions	81,510	81,510	100,042	100,042
Total	81,510	81,510	1,121,321	1,121,321

Note 14 Section 272 Fair Work (Registered Organisations) Act 2009

In accordance with the requirements of the *Fair Work (Registered Organisations) Act 2009*, the attention of members is drawn to the provisions of subsections (1) to (3) of section 272, which reads as follows:

Information to be provided to members or the General Manager of Fair Work Australia:

- (1) A member of a reporting unit, or the General Manager of Fair Work Australia, may apply to the reporting unit for specified prescribed information in relation to the reporting unit to be made available to the person making the application.
- (2) The application must be in writing and must specify the period within which, and the manner in which, the information is to be made available. The period must not be less than 14 days after the application is given to the reporting unit.
- (3) A reporting unit must comply with an application made under subsection (1).

**VICTORIAN ASSOCIATION OF FOREST INDUSTRIES
ABN: 99 752 910 589**

**AUDITOR'S INDEPENDENCE DECLARATION
PURSUANT TO SECTION 307C OF THE CORPORATIONS ACT 2001
TO THE EXECUTIVE OF
VICTORIAN ASSOCIATION OF FOREST INDUSTRIES**

I declare that, to the best of my knowledge and belief, during the year end 30 June, 2014 there have been:

- (i) no contraventions of the auditor independence requirements as set out in the Corporations Act 2001 in relation to the audit; and
- (ii) no contraventions of any applicable code of professional conduct in relation to the audit.

CWS – Sincock & Co
Chartered Accountants

R J Sincock
Partner

Dated at Melbourne, this fifteenth day of September, 2014.

VICTORIAN ASSOCIATION OF FOREST INDUSTRIES
ABN: 99 752 910 589

INDEPENDENT AUDIT REPORT TO THE MEMBERS
OF
VICTORIAN ASSOCIATION OF FOREST INDUSTRIES

Scope

The financial report comprises the statement of financial position, statement of financial performance, statement of cash flows, accompanying notes to the financial statements, and the executive statement for Victorian Association of Forest Industries (VAFI) for the year ended 30th June 2014.

The executive of VAFI is responsible for the preparation and true and fair presentation of the financial report in accordance with the Corporations Act 2001 and the reporting guidelines of Fair Work Australia and the Fair Work (Registered Organisations) Act 2009. This includes responsibility for the maintenance of adequate accounting records and internal controls that are designed to prevent and detect fraud and error, and for the accounting policies and accounting estimates inherent in the financial report.

Audit approach

We have conducted an independent audit in order to express an opinion to the members of VAFI. Our audit has been conducted in accordance with Australian Auditing Standards in order to provide reasonable assurance as to whether the financial report is free of material misstatement. The nature of an audit is influenced by factors such as the use of professional judgement, selective testing, the inherent limitations of internal control, and the availability of persuasive rather than conclusive evidence. Therefore, an audit cannot guarantee that all material misstatements have been detected.

We performed procedures to assess whether, in all material respects, the financial report presents fairly, in accordance with the Corporations Act 2001, Australian Accounting Standards and other mandatory financial reporting requirements in Australia, so as to present a view which is consistent with our understanding of the VAFI's financial position, and of its performance as represented by the results of its operations and cash flows.

We formed our audit opinion on the basis of these procedures, which included:

- examining on a test basis, information to provide evidence supporting the amounts and disclosures in the financial report, and
- assessing the appropriateness of the accounting policies and disclosures used and the reasonableness of significant accounting estimates made by the executive.

While we considered the effectiveness of management's internal controls over financial reporting when determining the nature and extent of our procedures, our audit was not designed to provide assurance on internal controls.

Independence

In conducting our audit, we followed applicable independence requirements of Australian professional ethical pronouncements and the Corporations Act 2001.

VICTORIAN ASSOCIATION OF FOREST INDUSTRIES
ABN: 99 752 910 589

INDEPENDENT AUDIT REPORT TO THE MEMBERS OF
VICTORIAN ASSOCIATION OF FOREST INDUSTRIES

(continued)

It is also relevant that we satisfy the requirements of Regulation 4 of the Fair Work (Registered Organisations) Regulations 2009 in relation to the definition of an approved auditor.

Audit Opinion

In our opinion the general purpose financial report is presented fairly in accordance with applicable Australian Accounting Standards and the requirements imposed by Part 3 of Chapter 8 of the Fair Work (Registered Organisations) Act 2009.

CWS – Sincock & Co
Chartered Accountants

R J Sincock
Partner

Dated at Melbourne, this fifteenth day of September, 2014.